



(Please scan the QR code to view the Tranche IV Prospectus)



### MUTHOOT FINCORP LIMITED

Our Company, Muthoot Fincorp Limited (the “Company” or the “Issuer”) was incorporated in the Republic of India under the Companies Act, 1956, as amended as a public limited company on June 10, 1997 at Trivandrum and registered as a Non-Banking Financial Company (“NBFC”) 16.00170 within the meaning of the Reserve Bank of India Act, 1934, as amended (the “RBI Act”). For further details, see “General Information” and “History and Certain Corporate Matters” on pages 42 and 114, respectively.

CIN: U65929KL1997PLC011518; PAN: AACCM1453E, Website: www.muthootfincorp.com

Registered office: Muthoot Centre, TC No 27/3022 Punnem Road Trivandrum 695 001, Kerala; Tel: +91 471 491 1550

Corporate office: Muthoot Centre, Near Spencer Junction, M.G. Road, Trivandrum 695 001, Kerala; Tel: +91 471 491 1430

Compliance Officer and Contact Person: Sachu Sivas; Email: sachu.sivas@muthoot.com; Tel: +91 471 491 1621

Chief Financial Officer: Thomas Muthoot; Email: tthomas@muthoot.com; Tel: +91 484 4161616

**PUBLIC ISSUE BY MUTHOOT FINCORP LIMITED, (“COMPANY” OR “ISSUER”) OF SECURED REDEEMABLE NON-CONVERTIBLE DEBENTURES OF FACE VALUE OF ₹1,000 EACH (“NCDS”) FOR AN AMOUNT AGGREGATING TO ₹ 10,000 LAKHS (“BASE ISSUE”) WITH GREEN SHOE OPTION OF UP TO ₹ 26,000 LAKHS AGGREGATING TO ₹ 36,000 LAKHS (“TRANCHE IV ISSUE LIMIT”) (“TRANCHE IV ISSUE”) WHICH IS WITHIN THE SHELF LIMIT OF ₹ 1,10,000 LAKHS AND IS BEING OFFERED BY WAY OF THIS TRANCHE IV PROSPECTUS DATED MARCH 28, 2024 CONTAINING INTER ALIA THE TERMS AND CONDITIONS OF TRANCHE IV ISSUE (“TRANCHE IV PROSPECTUS”), WHICH SHOULD BE READ TOGETHER WITH THE SHELF PROSPECTUS DATED AUGUST 23, 2023 (“SHELF PROSPECTUS”) FILED WITH THE ROC, STOCK EXCHANGE AND SECURITIES AND EXCHANGE BOARD OF INDIA (“SEBI”). THE SHELF PROSPECTUS AND THIS TRANCHE IV PROSPECTUS CONSTITUTE THE PROSPECTUS (“PROSPECTUS”). THE TRANCHE IV ISSUE IS BEING MADE PURSUANT TO THE PROVISIONS OF THE SECURITIES AND EXCHANGE BOARD OF INDIA (ISSUE AND LISTING OF NON-CONVERTIBLE SECURITIES) REGULATIONS, 2021, AS AMENDED (THE “SEBI NCS REGULATIONS”), THE COMPANIES ACT, 2013 AND RULES MADE THEREUNDER AS AMENDED (THE “COMPANIES ACT, 2013”) TO THE EXTENT NOTIFIED AND THE SEBI MASTER CIRCULAR. THE TRANCHE IV ISSUE IS NOT UNDERWRITTEN.**

### PROMOTERS OF THE COMPANY

(i) Thomas John Muthoot, Email: muthoot@muthoot.com; Tel: +91 471 491 1505, (ii) Thomas George Muthoot; Email: muthoot@muthoot.com; Tel: +91 484 416 1650 and (iii) Thomas Muthoot, Email: muthoot@muthoot.com Tel: +91 484 416 1616. For further details, please see “Our Promoters” on page 141.

### GENERAL RISK

Investment in debt securities involves a degree of risk and investors should not invest any funds in such securities unless they can afford to take the risk attached to such investments. For taking an investment decision, the investors must rely on their own examination of the Issuer and the Issue, including the risks involved. Specific attention of the Investors is invited to the section “Risk Factors” on page 18 and “Material Developments” on page 146 before making an investment in this Tranche IV Issue. This Tranche IV Prospectus has not been and will not be approved by any regulatory authority in India, including the Securities and Exchange Board of India (“SEBI”), the Reserve Bank of India (“RBI”), any Registrar of Companies, Kerala at Kochi, or any stock exchange in India.

### COUPON RATE, COUPON PAYMENT FREQUENCY, REDEMPTION DATE, REDEMPTION AMOUNT & ELIGIBLE INVESTORS

For details relating to Coupon Rate, Coupon Payment Frequency, Redemption Date, Redemption Amount & Eligible Investors of the NCDs, please see “Issue Structure” on page 222.

### CREDIT RATING

Our Company has received rating of CRISIL AA-/Stable by CRISIL Ratings Limited vide its letter dated July 31, 2023, revalidated vide letter dated September 22, 2023 and further revalidated vide letter dated March 7, 2024 for the NCDs proposed to be issued pursuant to this Tranche IV Issue. The rating given by CRISIL Ratings Limited is valid as on the date of this Tranche IV Prospectus and shall remain valid on date of issue and Allotment of the NCDs and the listing of the NCDs on BSE. The rating of the NCDs indicates that instruments with this rating are considered to have high degree of safety regarding timely servicing of financial obligations. Such instruments carry very low credit risk. The ratings provided by CRISIL Ratings Limited may be suspended, withdrawn or revised at any time by the assigning rating agency and should be evaluated independently of any other rating. These ratings are not a recommendation to buy, sell or hold securities and Investors should take their own decisions. Please refer to Annexure A of this Tranche IV Prospectus on page 280 for the rationale and press release for the above rating.

### PUBLIC COMMENTS

The Draft Shelf Prospectus dated August 10, 2023 was filed with BSE, the Designated Stock Exchange, pursuant to the provisions of the SEBI NCS Regulations and was kept open for public comments for a period of seven Working Days (i.e., until 5 p.m.) from the date of filing of the Draft Shelf Prospectus with the Stock Exchange. No comments were received on the Draft Shelf Prospectus until 05:00 pm on August 21, 2023.

### LISTING

The NCDs offered through this Tranche IV Prospectus are proposed to be listed on BSE Limited (“BSE” or “Stock Exchange”). Our Company has received an ‘in-principle’ approval from BSE vide their letter no. DCS/BM/PI-BOND/009/23-24 dated August 21, 2023. BSE shall be the Designated Stock Exchange for the Issue.

### LEAD MANAGER TO THE ISSUE



SMC Capitals Limited

A 401/402, Lotus Corporate Park  
Jai Coach Junction, Off Western Express Highway, Goregaon  
(East), Mumbai 400 063.

Tel: +91 22 6648 1818

Fax: +91 22 67341697

Email: mflncd@smccapitals.com

Website: www.smccapitals.com

Contact person: Bhavin Shah/Parth Singhal

### REGISTRAR TO THE ISSUE



Integrated Registry Management Services Private Limited

II Floor, Kences Towers, No. 1 Ramakrishna Street  
North Usman Road, T. Nagar, Chennai 600 017.

Tel: +91 44 28140801, 802,803

Fax: +91 44 2814 2479

Email: mfinipo@integratedindia.in

Website: www.integratedindia.in

Contact Person: Yuvaraj S

### DEBENTURE TRUSTEE



Vardhman Trusteeship Private Limited\*

Turner Morrison House, Unit No. 15,  
6, Lyons Range, Kolkata – 700 001.

Tel: +91 22 4264 8335/ 4014 0832

E-mail: compliance@vardhmantrustee.com

Website: https://vardhmantrustee.com

Contact Person: Rushabh Desai

### CREDIT RATING AGENCY



CRISIL Ratings Limited

CRISIL House, Central Avenue,  
Hiranandani Business Park, Powai,  
Mumbai 400076.

Tel: + 91 22 3342 3000

Fax: +91-22-3342 3050

Email: crisilratingdesk@crisil.com

Contact Person: Krishnan Sitaraman

### JOINT STATUTORY AUDITORS

M/s. Krishnan Retna & Associates

201 Block A, Nandini Gardens, Fort,  
Thiruvananthapuram, Kerala – 695023

Tel: +91 471 2476356

Email: trivandrum@krishnanretna.com

Contact Person: Nikhil R Kumar

M/s. Rangamani & Co

Rose Gardens, North of Iron Bridge,  
Alappuzha, Kerala – 6880111

Tel: +91 477 225 1474

Email: rangamanis@rediffmail.com

Contact Person: Krishnan R

### ISSUE PROGRAMME

TRANCHE IV ISSUE OPENS ON: WEDNESDAY, APRIL 10, 2024

TRANCHE IV ISSUE CLOSES ON\*\*: THURSDAY, APRIL 25, 2024

\* Vardhman Trusteeship Private Limited has by its letter dated March 22, 2024 given its consent for its appointment as Debenture Trustee to the Issue and for its name to be included in the Draft Shelf Prospectus, the Shelf Prospectus and this Tranche IV Prospectus and in all the subsequent periodical communications sent to the holders of the NCDs issued pursuant to this Tranche IV Issue.

\*\* This Tranche IV Issue shall remain open for subscription on Working Days from 10:00 a.m. to 5:00 p.m. (Indian Standard Time) during the period as indicated in this Tranche IV Prospectus. Our Company may, in consultation with the Lead Manager, consider closing this Tranche IV Issue on such earlier date or extended date (subject to a minimum period of three working days and a maximum period of 10 working days from the date of opening of this Tranche IV Issue and subject to not exceeding thirty days from filing of this Tranche IV Prospectus with ROC, including any extensions), as may be decided by the Board of Directors or a duly constituted committee thereof of the Company, subject to relevant approvals, in accordance with the Regulation 33A of the SEBI NCS Regulations. In the event of an early closure or extension of this Tranche IV Issue, our Company shall ensure that notice of the same is provided to the prospective investors through an advertisement in an English daily national newspaper with wide circulation and a regional daily with wide circulation where the registered office of the Company is located (in all the newspapers in which pre-issue advertisement for opening of this Tranche IV Issue has been given on or before such earlier or initial date of Tranche IV Issue closure). On the Tranche IV Issue Closing Date, the Application Forms will be accepted only between 10:00 a.m. and 3:00 p.m. (Indian Standard Time) and uploaded until 5 p.m. or such extended time as may be permitted by the Stock Exchange. Further, pending mandate requests for bids placed on the last day of bidding will be validated by 5:00 p.m. on one Working Day post this Tranche IV Issue Closing Date. For further details please see “General Information” on page 42.

A copy of the Shelf Prospectus and this Tranche IV Prospectus shall be filed with the RoC, in terms of Section 26 of the Companies Act, 2013, along with the requisite endorsed/certified copies of all requisite documents. For further details please see “Material Contracts and Documents for Inspection” on page 277.

## TABLE OF CONTENTS

<b>SECTION I : GENERAL</b> .....	<b>3</b>
DEFINITIONS AND ABBREVIATIONS .....	3
CERTAIN CONVENTIONS, USE OF FINANCIAL, INDUSTRY AND MARKET DATA AND CURRENCY OF PRESENTATION.....	14
FORWARD LOOKING STATEMENTS.....	16
<b>SECTION II : RISK FACTORS</b> .....	<b>18</b>
<b>SECTION III : INTRODUCTION</b> .....	<b>42</b>
GENERAL INFORMATION .....	42
CAPITAL STRUCTURE.....	50
OBJECTS OF THE TRANCHE IV ISSUE .....	56
<b>SECTION IV : ABOUT OUR COMPANY</b> .....	<b>60</b>
INDUSTRY OVERVIEW .....	60
OUR BUSINESS.....	97
HISTORY AND CERTAIN CORPORATE MATTERS .....	114
OUR MANAGEMENT.....	123
OUR PROMOTERS.....	141
RELATED PARTY TRANSACTIONS .....	143
<b>SECTION V : FINANCIAL INFORMATION</b> .....	<b>145</b>
FINANCIAL STATEMENTS .....	145
MATERIAL DEVELOPMENTS.....	146
FINANCIAL INDEBTEDNESS.....	149
<b>SECTION VI : LEGAL AND OTHER INFORMATION</b> .....	<b>178</b>
OUTSTANDING LITIGATIONS AND DEFAULTS .....	178
REGULATIONS AND POLICIES.....	199
OTHER REGULATORY AND STATUTORY DISCLOSURES .....	208
<b>SECTION VII : ISSUE RELATED INFORMATION</b> .....	<b>222</b>
ISSUE STRUCTURE.....	222
TERMS OF THE ISSUE.....	231
ISSUE PROCEDURE .....	246
<b>SECTION VIII : MAIN PROVISIONS OF ARTICLES OF ASSOCIATION</b> .....	<b>274</b>
<b>SECTION IX : MATERIAL CONTRACTS AND DOCUMENTS FOR INSPECTION</b> .....	<b>277</b>
<b>DECLARATION</b> .....	<b>279</b>
<b>ANNEXURE A – CREDIT RATING LETTER, RATING RATIONALE AND PRESS RELEASE</b> .....	<b>280</b>
<b>ANNEXURE B – CONSENT FROM THE DEBENTURE TRUSTEE</b> .....	<b>281</b>
<b>ANNEXURE C - DAY COUNT CONVENTION</b> .....	<b>282</b>
<b>ANNEXURE D – FINANCIAL STATEMENTS</b> .....	<b>284</b>

## SECTION I : GENERAL

### DEFINITIONS AND ABBREVIATIONS

Unless the context otherwise indicates, all references in this Tranche IV Prospectus to “the Issuer”, “our Company”, “the Company” or “Muthoot Fincorp Limited”, a non-banking financial company incorporated under the Companies Act, 1956, as amended and replaced from time to time, having its registered office at Muthoot Centre, TC No 27/3022 Punnen Road Trivandrum – 695 001, Kerala. Unless the context otherwise indicates, all references in this Tranche IV Prospectus to “we” or “us” or “our” are to our Company.

Unless the context otherwise indicates or implies, the following terms have the following meanings in this Tranche IV Prospectus, and references to any statute or regulations or policies includes any amendments or re-enactments thereto, from time to time.

#### Company related terms

Term	Description
₹/ Rs./ INR/ Rupees/ Indian Rupees	The lawful currency of the Republic of India
AoA/ Articles/ Articles of Association	Articles of Association of our Company, as amended from time to time
Auditors/ Joint Statutory Auditors	M/s Krishnan Retna Associates and M/s. Rangamani & Co.
Audited Consolidated Financial Statements	The Audited Consolidated Financial Statements of the Company comprising of Audited Consolidated Financial Statements for the Financial Year ending March 31, 2023, Audited Consolidated Financial Statements for the Financial Year ending March 31, 2022 and Audited Consolidated Financial Statements for the Financial Year ending March 31, 2021.
Audited Consolidated Financial Statements for Fiscal 2023	Audited Financial Statements of the Company comprising of the balance sheet of the Company as of March 31, 2023, the statement of profit and loss account for the year then ended, the cash flows statement for the year then ended, and a summary of the significant accounting policies and other explanatory information for the year ended March 31, 2023 prepared by the Company in accordance with Ind AS, as specified under section 133 of the Companies Act, 2013.
Audited Consolidated Financial Statements for Fiscal 2022	Audited Financial Statements of the Company comprising of the balance sheet of the Company as of March 31, 2022, the statement of profit and loss account for the year then ended, the cash flows statement for the year then ended, and a summary of the significant accounting policies and other explanatory information for the year ended March 31, 2022 prepared by the Company in accordance with Ind AS, as specified under section 133 of the Companies Act, 2013.
Audited Consolidated Financial Statements for Fiscal 2021	Audited Financial Statements of the Company comprising of the balance sheet of the Company as of March 31, 2021, the statement of profit and loss account for the year then ended, the cash flows statement for the year then ended, and a summary of the significant accounting policies and other explanatory information for the year ended March 31, 2021 prepared by the Company in accordance with Ind AS, as specified under section 133 of the Companies Act, 2013.
Audited Financial Statements	Audited Standalone Financial Statements and Audited Consolidated Financial Statements
Audited Standalone Financial Statements	The Audited Consolidated Financial Statements of the Company comprising of Audited Standalone Financial Statements for the Financial Year ending March 31, 2023, Audited Standalone Financial Statements for the Financial Year ending March 31, 2022 and Audited Standalone Financial Statements for the Financial Year ending March 31, 2021.

<b>Term</b>	<b>Description</b>
Audited Standalone Financial Statements for Fiscal 2023.	Audited Financial Statements of the Company comprising of the balance sheet of the Company as of March 31, 2023, the statement of profit and loss account for the year then ended, the cash flows statement for the year then ended, and a summary of the significant accounting policies and other explanatory information for the year ended March 31, 2023 prepared by the Company in accordance with Ind AS, as specified under section 133 of the Companies Act, 2013.
Audited Standalone Financial Statements for Fiscal 2022	Audited Financial Statements of the Company comprising of the balance sheet of the Company as of March 31, 2022, the statement of profit and loss account for the year then ended, the cash flows statement for the year then ended, and a summary of the significant accounting policies and other explanatory information for the year ended March 31, 2022 prepared by the Company in accordance with Ind AS, as specified under section 133 of the Companies Act, 2013.
Audited Standalone Financial Statements for Fiscal 2021	Audited Financial Statements of the Company comprising of the balance sheet of the Company as of March 31, 2021, the statement of profit and loss account for the year then ended, the cash flows statement for the year then ended, and a summary of the significant accounting policies and other explanatory information for the year ended March 31, 2021 prepared by the Company in accordance with Ind AS, as specified under section 133 of the Companies Act, 2013.
Board/ Board of Directors	Board of directors of our Company or any duly constituted committee thereof
Company Secretary	The company secretary of our Company, i.e. Sachu Sivas
Compliance Officer	The compliance officer of our Company appointed in relation to this Issue, i.e. Sachu Sivas
Corporate Office	The corporate office of our Company, situated at Muthoot Centre, Near Spencer Junction, Trivandrum – 695 001, Kerala
DIN	Director Identification Number
Equity Shares	Equity shares of face value of ₹10 each of our Company
Gross Total Loan Assets	Gross value of loan assets before interest accrued on loans, provision for impairment and unamortised processing fee.
Group Companies	<ul style="list-style-type: none"> <li>a. Muthoot Microfin Limited</li> <li>b. Muthoot Housing Finance Company Limited</li> <li>c. Muthoot Pappachan Technologies Limited</li> <li>d. MPG Hotels and Infrastructure Ventures Private Limited</li> <li>e. Muthoot Automotive (India) Private Limited</li> <li>f. Muthoot Automobile Solutions Private Limited</li> <li>g. Muthoot Capital Services Limited</li> <li>h. Muthoot Motors Private Limited</li> <li>i. Muthoot Risk Insurance and Broking Services Private Limited</li> <li>j. Muthoot Pappachan Chits (India) Private Limited</li> <li>k. Muthoot Exim Private Limited</li> <li>l. Muthoot Kuries Private Limited</li> <li>m. MPG Security Group Private Limited</li> <li>n. Muthoot Estate Investments</li> <li>o. Muthoot Motors (Cochin)</li> <li>p. Muthoot Pappachan Foundation</li> <li>q. M-Liga Sports Excellence Private Limited</li> <li>r. Thinking Machine Media Private Limited</li> <li>s. Muthoot Hotels Private Limited</li> <li>t. Speckle Internet Solutions Private Limited</li> </ul>
Previous Statutory Auditors	M/s. Rangamani & Co
KMP/ Key Managerial Personnel	The key managerial personnel of our Company in accordance with the provisions of the Companies Act, 2013. For details, see “ <i>Our Management</i> ” on page 123.
Loan Assets	Assets under financing activities
Memorandum/ MoA Memorandum of Association	Memorandum of association of our Company, as amended from time to time
MML	Muthoot Microfin Limited
MPCIPL	Muthoot Pappachan Chits (India) Limited
MPG Hotels / MPG	MPG Hotels & Infrastructure Ventures Private Limited
MPTL	Muthoot Pappachan Technologies Limited

<b>Term</b>	<b>Description</b>
Muthoot Pappachan Group	Founded by Late Mathew M Thomas in 1979, the Muthoot Pappachan Group is involved in Financial Services, Hospitality, Automotive, Realty, IT Services, Precious Metals, Global Services and Alternate Energy. The Group is currently managed by Thomas John Muthoot, Thomas George Muthoot and Thomas Muthoot
NBFC	Non-banking financial company as defined under Section 45-IA of the RBI Act, 1934
Promoters	Thomas John Muthoot, Thomas George Muthoot and Thomas Muthoot
RoC	Registrar of Companies, Kerala and Lakshadweep
Registered Office	The registered office of our Company is situated at Muthoot Centre, TC No 27/3022 Punnen Road, Trivandrum 695 001, Kerala
Risk Management Committee	The committee of the Board of Directors of the Company constituted for the purposes of, inter alia, to assist the Board in the execution of its risk management accountabilities. For further details, see “ <i>Our Management</i> ” on page 123.
Stage 3 Loan Assets	Stage 3 Loan Assets includes financial assets that have objective evidence of impairment at the reporting date as defined under Ind AS
Stage 3 ECL Provision	Provision created for impairment of loan assets categorized as a Stage 3 Loan Asset
Stock Allotment Committee	The Stock Allotment Committee of the Board of Directors of the Company constituted for the purposes of, inter alia, issuance of debentures of the Company.
Unaudited Standalone Financial Results	The unaudited standalone financial information of the Company for the quarter and nine months ended December 31, 2023, prepared by our Company in the manner and format required by the SEBI Listing Regulations.

#### Issue related terms

<b>Term</b>	<b>Description</b>
Abridged Prospectus	A memorandum accompanying the application form for a public issue containing such salient features of the Shelf Prospectus and this Tranche IV Prospectus as specified by SEBI.
Acknowledgement Slip	The slip or document issued by the Designated Intermediary to an Applicant as proof of registration of the Application Form
Allotment Advice	The communication sent to the Allottees conveying the details of NCDs allotted to the Allottees in accordance with the Basis of Allotment
Allot/Allotment/Allotted	The issue and allotment of the NCDs to successful Applicants pursuant to this Tranche IV Issue
Allottee	The successful Applicant to whom the NCDs are being/have been Allotted pursuant to this Tranche IV Issue
Applicant/Investor	Any person who applies for issuance and Allotment of NCDs through ASBA process or through UPI Mechanism pursuant to the terms of the Shelf Prospectus, this Tranche IV Prospectus, the Abridged Prospectus, and the Application Form for any Tranche Issue.
Application/ ASBA Application	An application (whether physical or electronic) to subscribe to the NCDs offered pursuant to this Tranche IV Issue by submission of a valid Application Form and authorising an SCSB to block the Application Amount in the ASBA Account or to block the Application Amount using the UPI Mechanism, where the Bid Amount will be blocked upon acceptance of UPI Mandate Request by retail investors for an Application Amount of upto UPI Application Limit which will be considered as the application for Allotment in terms of this Tranche IV Prospectus.
Application Amount	The aggregate value of NCDs applied for, as indicated in the Application Form for this Tranche IV Issue
Application Form/ ASBA Form	Form in terms of which an Applicant shall make an offer to subscribe to NCDs through the ASBA process or through the UPI Mechanism and which will be considered as the Application for Allotment of NCDs in terms of the Shelf Prospectus and this Tranche IV Prospectus.
Application Supported by Blocked Amount/ ASBA	The Application (whether physical or electronic) used by an ASBA Applicant to make an Application by authorizing the SCSB to block the Application Amount in the specified bank account maintained with such SCSB.
ASBA Account	A bank account maintained with an SCSB by an Applicant, as specified in the Application Form submitted by the Applicant for blocking the Application Amount mentioned in the relevant ASBA Form and includes a bank account maintained by a UPI Investor linked to a UPI ID, which is blocked upon acceptance of a UPI Mandate Request

Term	Description
	made by the UPI Investor using the UPI Mechanism.
ASBA Applicant	Any Applicant who applies for NCDs through the ASBA process
Base Issue	₹ 10,000 lakh
Basis of Allotment	The basis on which NCDs will be allotted to Applicants under the Tranche IV Issue and as described in “ <i>Issue Procedure – Basis of Allotment</i> ” on page 267.
Broker Centres	Broker centres notified by the Stock Exchange, where Applicants can submit the Application Forms (including ASBA Forms under UPI in case of UPI Investors) to a Trading Member. The details of such broker centres, along with the names and contact details of the Trading Members are available on the website of the Stock Exchange and updated from time to time
Business Days	All days excluding Saturdays, Sundays or a public holiday in India or at any other payment centre notified in terms of the Negotiable Instruments Act, 1881
Client ID	Client identification number maintained with one of the Depositories in relation to the demat account
Collection Centres	Centres at which the Designated Intermediaries shall accept the Application Forms, being the Designated Branch for SCSBs, Specified Locations for the Syndicate, Broker Centres for registered brokers, Designated RTA Locations for CRTAs and Designated CDP Locations for CDPs
Collecting Depository Participants/ CDPs	A depository participant, as defined under the Depositories Act, 1996 and registered under the SEBI Act and who is eligible to procure Applications at the Designated CDP Locations in terms of the SEBI Master Circular
Collecting Registrar and Share Transfer Agents/ CRTAs	Registrar and share transfer agents registered with SEBI and eligible to procure Applications at the Designated RTA Locations in terms of the SEBI Master Circular
Credit Rating Agency	For the present Issue, the credit rating agency being CRISIL
Coupon Rate / Interest Rate	The aggregate rate of interest payable in connection with the NCDs in accordance with this Tranche IV Prospectus. For further details, see “ <i>Issue Structure</i> ” on page 222.
Debenture Holder (s) / NCD Holder(s)	The holders of the NCDs whose name appears in the database of the Depository and/or the register of NCD Holders (if any) maintained by our Company if required under applicable law
Debenture Trust Deed	The trust deed to be entered between the Debenture Trustee and our Company which shall be executed in relation to the NCDs within the time limit prescribed by applicable statutory and/or regulatory requirements, including creation of appropriate security, in favour of the Debenture Trustee for the NCD Holders on the assets adequate to ensure 1x times security cover for the NCDs for the principal amount outstanding under the NCDs and the interest due thereon issued pursuant to this Tranche IV Issue.
Debenture Trusteeship Agreement	Debenture Trusteeship Agreement dated August 3, 2023 entered into between our Company and the Debenture Trustee
Debentures/ NCDs	Secured, Redeemable, Non-Convertible Debentures of face value ₹ 1,000 each proposed to be issued under this Issue.
Deemed Date of Allotment	The date on which the Board of Directors or any committee authorised by the Board approves the Allotment of the NCDs for this Tranche IV Issue or such date as may be determined by the Board of Directors or any committee approved by the Board and notified to the Designated Stock Exchange. The actual Allotment of NCDs may take place on a date other than the Deemed Date of Allotment. All benefits relating to the NCDs including interest on NCDs shall be available to the Debenture Holders from the Deemed Date of Allotment.
Demographic Details	The demographic details of an Applicant such as his address, bank account details, category, PAN, UPI ID, etc.
Depositories Act	The Depositories Act, 1996
Depository(ies)	National Securities Depository Limited and/or Central Depository Services (India) Limited
Designated Branches	Such branches of the SCSBs which shall collect the Application Forms used by the ASBA Applicants and a list of which is available at <a href="https://www.sebi.gov.in">https://www.sebi.gov.in</a> or at such other web-link as may be prescribed by SEBI from time to time
Designated CDP Locations	Such centres of the Collecting Depository Participants where Applicants can submit the Application Forms. The details of such Designated CDP Locations, along with the names and contact details of the CDPs are available on the website of the Stock Exchange and

<b>Term</b>	<b>Description</b>
	updated from time to time
Designated Date	The date on which the Registrar to the Issue issues instructions for the transfer of funds blocked by the SCSBs from the ASBA Accounts to the Public Issue Account and/or the Refund Account, as appropriate, after finalisation of the Basis of Allotment, in terms of the Shelf Prospectus and this Tranche IV Prospectus following which the NCDs will be Allotted in the Tranche IV Issue.
Designated Intermediaries	The Members of the Syndicate, SCSBs, Registered Stock Brokers, Trading Members, RTAs and CDPs who are authorized to collect Application Forms from the Applicants, in relation to the Issue. In relation to ASBA applicants authorising an SCSB to block the amount in the ASBA Account, Designated Intermediaries shall mean SCSBs. In relation to ASBA applicants submitted by Retail Individual Investors where the amount will be blocked upon acceptance of UPI Mandate Request using the UPI Mechanism, Designated Intermediaries shall mean the CDPs, RTAs, Lead Managers, Members of the Consortium, Trading Members and Stock Exchange where applications have been submitted through the app/web interface as provided in the UPI Mechanism Circular.
Designated Stock Exchange/ Stock Exchange/ Exchange DSE	BSE Limited
Draft Shelf Prospectus	The Draft Shelf Prospectus dated August 10, 2023, filed with the Stock Exchange for receiving public comments in accordance the Regulation 6 (2) of the SEBI NCS Regulations and to SEBI for record purpose
Designated RTA Locations	Such centres of the RTAs where Applicants can submit the Application Forms (including Application Forms by UPI Investors under the UPI Mechanism). The details of such Designated RTA Locations, along with the names and contact details of the RTAs are available on the website of the Stock Exchange and updated from time to time
DP/Depository Participant	A depository participant as defined under the Depositories Act
Direct Online Application	The application made using an online interface enabling direct application by Investors to a public issue of their debt securities with an online payment facility through a categorize stock exchange. This facility is available only for demat account holders who wish to hold the NCDs pursuant to the Tranche IV Issue in categorized form. Please note that the Applicants will not have the option to apply for NCDs under the Issue, through the direct online applications mechanism of the Stock Exchange
Fugitive Economic Offender	Fugitive economic offender means an individual who is declared a fugitive economic offender under Section 12 of the Fugitive Economic Offenders Act, 2018
Interest Payment Date / Coupon Payment Date	Please see the section titled “ <i>Terms of the Issue</i> ” on page 231.
Institutional Portion	Portion of Applications received from Category I of persons eligible to apply for this Tranche IV Issue which includes resident public financial institutions as defined under Section 2(72) of the Companies Act 2013, statutory corporations including state industrial development corporations, scheduled commercial banks, co-operative banks and regional rural banks, and multilateral and bilateral development financial institutions which are authorised to invest in the NCDs, provident funds of minimum corpus of ₹2,500 lakhs, pension funds of minimum corpus of ₹2,500 lakhs, systemically important non-banking financial companies, superannuation funds and gratuity fund, which are authorised to invest in the NCDs, alternative investment funds subject to investment conditions applicable to them under the Securities and Exchange Board of India (Alternative Investment Funds) Regulations, 2012, resident venture capital funds registered with SEBI, insurance companies registered with the IRDAI, national investment fund (set up by resolution no. F. No. 2/3/2005-DDII dated November 23, 2005 of the Government of India and published in the Gazette of India), insurance funds set up and managed by the Indian army, navy or the air force of the Union of India or by the Department of Posts, India, mutual funds, registered with SEBI and systemically important NBFCs.
Issue	Public issue by our Company of NCDs for an amount aggregating up to ₹ 1,10,000 lakhs, pursuant to the Shelf Prospectus. The Tranche IV Issue is being made pursuant to the provisions of SEBI NCS Regulations, the Companies Act, 2013 and rules made

Term	Description
	thereunder as amended to the extent notified and the SEBI Master Circular on the terms and in the manner set forth herein.
Issue Agreement	The Issue Agreement dated August 3, 2023, entered between the Company and the Lead Manager.
Lead Broker	SMC Global Securities Limited and JM Financial Services Limited
Lead Broker Agreement	Lead Broker Agreement dated March 20, 2024 entered into amongst the Company, Lead Managers and Lead Brokers.
Lead Manager	SMC Capitals Limited
Market Lot	1 (one) NCD
Maturity Amount	Please see the section titled “ <i>Terms of the Issue</i> ” on page 231.
NCD Holder / Debenture Holder	Any debenture holder who holds the NCDs issued pursuant to this Tranche IV Issue and whose name appears on the beneficial owners list provided by the Depositories
Non-Institutional Portion	Category II of persons eligible to apply for this Tranche IV Issue which includes companies falling within the meaning of Section 2(20) of the Companies Act 2013; bodies corporate and societies registered under the applicable laws in India and categorize to invest in the NCDs, educational institutions and associations of persons and/or bodies established pursuant to or registered under any central or state statutory enactment; which are categorize to invest in the NCDs, trust including public/private charitable/religious trusts which are categorize to invest in the NCDs, association of persons, scientific and/or industrial research organisations, which are categorize to invest in the NCDs, partnership firms in the name of the partners, limited liability partnerships formed and registered under the provisions of the Limited Liability Partnership Act, 2008 (No. 6 of 2009), resident Indian individuals and Hindu undivided families through the Karta aggregating to a value exceeding ₹10 lakhs.
Public Issue Account	Account(s) opened with the Public Issue Account Bank to receive monies from the ASBA Accounts maintained with the SCSBs (including under the UPI Mechanism) on the Designated Date
Public Issue Account Bank	Axis Bank Limited
Public Issue Account and Sponsor Bank Agreement	Agreement dated March 20, 2024 entered into amongst our Company, the Registrar to the Issue, the Public Issue Account Bank, the Refund Bank and the Sponsor Bank and the Lead Manager for the appointment of the Sponsor Bank in accordance with the SEBI Master Circular for collection of the Application Amounts from ASBA Accounts and where applicable, refunds from the amounts collected from the Applicants on the terms and conditions thereof.
Record Date	The record date for payment of interest in connection with the NCDs or repayment of principal in connection therewith shall be 15 Working Days prior to the date on which interest is due and payable, and/or the date of redemption. Provided that trading in the NCDs shall remain suspended between the aforementioned Record Date in connection with redemption of NCDs and the date of redemption or as prescribed by the Stock Exchange, as the case may be. In case Record Date falls on a day when Stock Exchange is having a trading holiday, the immediate subsequent trading day will be deemed as the Record Date
Refund Account	Account to be opened with the Refund Bank from which refunds, if any, of the whole or any part of the Application Amount shall be made.
Refund Bank	Axis Bank Limited
Registrar to the Issue/ Registrar	Integrated Registry Management Services Private Limited
Registrar Agreement	Agreement dated August 3, 2023, entered into between the Issuer and the Registrar under the terms of which the Registrar has agreed to act as the Registrar to the Issue.
Register of NCD Holders	The statutory register in connection with any NCDs which are held in physical form on account of rematerialisation, containing name and prescribed details of the relevant NCD Holders, which will be prepared and maintained by our Company/Registrar in terms of the applicable provisions of the Companies Act
Retail Investor Portion	Portion of Applications received from Category III of persons eligible to apply for this Tranche IV Issue which includes Retail individual investors, resident Indian individuals and Hindu undivided families through the Karta aggregating to a value not exceeding and including ₹10 lakhs
RTAs/ Registrar and Share	The registrar and share transfer agents registered with SEBI and eligible to procure



Term	Description
Transfer Agents	Application in this Tranche IV Issue at the Designated RTA Locations
SCSBs or Self Certified Syndicate Banks	<p>The banks registered with SEBI under the Securities and Exchange Board of India (Bankers to an Issue) Regulations, 1994 offering services in relation to ASBA, including blocking of an ASBA Account, and a list of which is available on <a href="https://www.sebi.gov.in">https://www.sebi.gov.in</a> or at such other web-link as may be prescribed by SEBI from time to time.</p> <p>Additionally, the banks registered with SEBI, enabled for UPI Mechanism, list of which is available on <a href="https://www.sebi.gov.in">https://www.sebi.gov.in</a> or at such other web-link as may be prescribed by SEBI from time to time.</p> <p>A list of the branches of the SCSBs where ASBA Applications submitted to the Lead Manager, Members of the Syndicate or the Trading Member(s) of the Stock Exchange, will be forwarded by such Lead Manager, Members of the Syndicate or the Trading Members of the Stock Exchange is available at <a href="https://www.sebi.gov.in">https://www.sebi.gov.in</a> or at such other web-link as may be prescribed by SEBI from time to time</p>
SEBI Debenture Trustee Master Circular	SEBI circular with reference number SEBI/HO/DDHS-PoD1/P/CIR/2023/109 dated March 31, 2023 as may be amended from time to time.
Security	The principal amount of the Secured NCDs to be issued in terms of this Tranche IV Prospectus together with all interest due on the NCDs, as well as all costs, charges, all fees, remuneration of Debenture Trustee and expenses payable in respect thereof shall be secured by way of subservient charge with existing secured creditors on standard loan receivables and current assets (both present and future) of the company in favour of Debenture Trustee, to be held on pari passu basis among the present and / or future NCD holders, as may be applicable.
“Senior Management Personnel” or “SMP”	Senior Management Personnel of our Company in accordance with definition of Senior Management in Regulation 2 (iia) of the SEBI NCS Regulations, as described in “ <i>Our Management</i> ” on page 123.
Shelf Prospectus	The Shelf Prospectus dated August 23, 2023 filed with the RoC in accordance with the SEBI NCS Regulations, containing inter alia the Coupon Rate for the NCDs and certain other information.
Specified Locations	Collection centres where the Members of the Syndicate shall accept Application Forms, a list of which is included in the Application Form
Sponsor Bank	A Banker to the Tranche IV Issue, registered with SEBI, which is appointed by the Issuer to act as a conduit between the Designated Stock Exchange and NPCI in order to push the mandate collect requests and / or payment instructions of the retail individual investors into the UPI for retail individual investors applying through the app/web interface of the Stock Exchange(s) with a facility to block funds through UPI Mechanism for application value upto UPI Application Limit and carry out any other responsibilities in terms of the UPI Mechanism Circular being Axis Bank Limited.
Stock Exchange	BSE Limited
Syndicate ASBA	Applications through the Designated Intermediaries
Syndicate ASBA Application Locations	Collection centers where the Designated Intermediaries shall accept Application Forms from Applicants, a list of which is available on the website of SEBI at <a href="https://www.sebi.gov.in">https://www.sebi.gov.in</a> and at such other websites as may be prescribed by SEBI from time to time
Tranche IV Issue	Public issue by the Company of secured, rated, listed, redeemable, non-convertible debentures of face value of ₹ 1,000 each (“NCDs” or “Debentures”) for an amount of ₹ 10,000 lakh (“Base Issue Size”) with a green shoe option up to an amount of ₹ 26,000 lakh amounting to ₹ 36,000 lakh (“Tranche IV Issue Limit”) (“Tranche IV Issue”) which is within the shelf limit of ₹1,10,000 lakh and is being offered by way of this Tranche IV Prospectus containing inter alia the terms and conditions of Tranche IV Issue, which should be read together with the Shelf Prospectus.
Tranche IV Issue Opening Date	Wednesday, April 10, 2024
Tranche IV Issue Closing Date	Thursday, April 25, 2024
Tranche IV Issue Period	The period between the Tranche IV Issue Opening Date and the Tranche IV Issue Closing Date inclusive of both days, during which prospective Applicants can submit their

Term	Description
	Application Forms.
Tranche IV Prospectus	This Tranche IV Prospectus dated March 28, 2024 containing the details of NCDs including interest, other terms and conditions, recent developments, general information, objects, procedure for application, statement of tax benefits, regulatory and statutory disclosures and material contracts, documents for inspection and other terms and conditions in respect of Tranche IV Issue.
Tenor	Please see the section titled “ <i>Terms of the Issue</i> ” on page 231.
Trading Member(s)	Individuals or companies registered with SEBI as “trading member(s)” under the SEBI (Stock Brokers) Regulations, 1992, and who hold the right to trade in stocks listed on stock exchanges, through which Investors can buy or sell securities listed on stock exchanges whose list is available on stock exchanges
Transaction Registration Slip/TRS	The acknowledgement slip or document issued by any of the Members of the Syndicate, the SCSBs, or the Trading Members as the case may be, to an Applicant upon demand as proof of upload of the Application on the application platform of the Stock Exchange
Tripartite Agreement(s)	Agreements as entered into between the Issuer, Registrar and each of the Depositories under the terms of which the Depositories shall act as depositories for the securities issued by our Company
Trustee/Debenture Trustee	Trustee for the holders of the NCDs, in this case being Vardhman Trusteeship Private Limited
UPI	Unified Payments Interface, is an instant payment system developed by the NPCI. It enables merging several banking features, seamless fund routing and merchant payments into one hood. UPI allows instant transfer of money between any two persons’ bank accounts using a payment address which uniquely identifies a person’s bank account
UPI ID	ID created on Unified Payment Interface (UPI) for single-window mobile payment system developed by the NPCI
UPI Investor	An Applicant who applies with a UPI number whose Application Amount for NCDs in this Tranche IV Issue is upto ₹ 5,00,000 or as may be prescribed under SEBI Master Circular
UPI Mandate Request	A request (intimating the UPI Investors, by way of a notification on the UPI application and by way of an SMS directing the UPI Investors to such UPI application) to the UPI Investors using the UPI Mechanism initiated by the Sponsor Bank to authorise blocking of funds equivalent to the Application Amount in the relevant ASBA Account through the UPI, and the subsequent debit of funds in case of Allotment
UPI Mechanism	The optional bidding mechanism that may be used by UPI Investors to make Applications in this Tranche IV Issue, in accordance with SEBI Master Circular and any other circulars issued by SEBI or any other governmental authority in relation thereto from time to time
UPI PIN	Password to authenticate UPI transaction
Wilful Defaulter	A person who is categorized as a wilful defaulter by any bank or financial institution or consortium thereof, in accordance with the guidelines on wilful defaulters issued by the RBI and includes an issuer whose director or promoter is categorized as such
Working Days	All days excluding Sundays or a holiday of commercial banks in Mumbai and/or Cochin, except with reference to Issue Period, where Working Days shall mean all days, excluding Saturdays, Sundays and public holiday in India. Furthermore, for the purpose of post issue period, i.e. period beginning from this Tranche IV Issue Closing Date to listing of the NCDs on the Stock Exchange, Working Day shall mean all trading days of the Stock Exchange, excluding Sundays and bank holidays in Mumbai, as per the SEBI NCS Regulations, however, with reference to payment of interest/redemption amount of NCDs, Working Days shall mean those days wherein the money market is functioning in Mumbai

#### Technical & Industry Terms

Term	Description
ALM	Asset Liability Management
AUM	Asset Under Management
FIR	First Information Report
IND AS	Indian Accounting Standards

<b>Term</b>	<b>Description</b>
KYC/KYC Norms	Customer identification procedure for opening of accounts and monitoring transactions of suspicious nature followed by NBFCs for the purpose of reporting it to appropriate authority
Gross NPAs/GNPAs	Aggregate of receivable from financing business considered as non-performing assets (secured and unsecured which has been shown as part of short term loans and advances and long term loans and advances) and non performing quoted and unquoted credit substitute forming part of stock in trade Gross NPA is also referred to as GNPAs
LTV	Loan to value
MSME	Micro, small, and medium enterprises
NBFC	Non-Banking Financial Company as defined under Section 45-IA of the RBI Act, 1934
NPA	Non-performing asset
NPCI	National Payments Corporation of India
Net NPAs	Gross NPAs less provisions for NPAs
RTA Master Circular	Securities and Exchange Board of India Master Circular for Registrars to an Issue and Share Transfer Agents' dated May 17, 2023, bearing reference number SEBI/HO/MIRSD/POD-1/P/CIR/2023/70.
SME	Small and medium enterprises
Tier I Capital/ Tier I	Tier I capital means owned fund as reduced by investment in shares of other non-banking financial companies and in shares, debentures, bonds, outstanding loans and advances including hire purchase and lease finance made to and deposits with subsidiaries and companies in the same group exceeding, in aggregate, ten per cent of the owned fund; and perpetual debt instruments issued by a non-deposit taking non-banking financial company in each year to the extent it does not exceed 15% of the aggregate Tier I Capital of such company as on March 31 of the previous accounting year. NBFCs-BL are not eligible to include perpetual debt instruments in their Tier I capital.
Tier II Capital/ Tier II	Tier II capital includes the following: (a) preference shares other than those which are compulsorily convertible into equity; (b) revaluation reserves at discounted rate of fifty five percent; (c) General Provisions (including that for Standard Assets) and loss reserves to the extent these are not attributable to actual diminution in value or identifiable potential loss in any specific asset and are available to meet unexpected losses, to the extent of one and one fourth percent of risk weighted assets; (d) hybrid debt capital instruments; (e) subordinated debt; (f) perpetual debt instruments issued by a non-deposit taking non-banking financial company which is in excess of what qualifies for Tier I Capital to the extent the aggregate does not exceed Tier I Capital NBFCs-BL are not eligible to include perpetual debt instruments in their Tier 2 capital.
UPI	Unified Payments Interface, a payment mechanism that allows instant transfer of money between any two persons bank account using a payment address which uniquely identifies a person's bank account

### Conventional and General Terms or Abbreviations

<b>Term</b>	<b>Description</b>
AGM	Annual general meeting
BSE	BSE Limited
CAGR	Compounded annual growth rate
CDSL	Central Depository Services (India) Limited
CGST Act	Central Goods and Services Tax Act, 2017
Cr.P.C	Code of Criminal Procedure, 1973
Companies Act, 1956	The Companies Act, 1956 to the extent in force, repealed as of January 30, 2019
Companies Act/ Companies Act 2013	The Companies Act, 2013 read with rules framed by the Government of India from time to time
CRISIL	CRISIL Ratings Limited
DIN	Director identification number
DIPP	Department of Industrial Policy and Promotion, Ministry of Commerce and Industry,

<b>Term</b>	<b>Description</b>
	Government of India
DPIIT	Department for Promotion of Industry and Internal Trade, Ministry of Commerce and Industry, Government of India earlier known as Department of Industrial Policy and Promotion, Ministry of Commerce and Industry, Government of India
DTH	Direct to home
DRR	Debenture redemption reserve
EGM	Extraordinary general meeting
EPS	Earnings per share
FDI Policy	FDI in an Indian company is governed by the provisions of the FEMA and the Foreign Direct Investment Policy
FEMA	Foreign Exchange Management Act, 1999
FPI	Foreign Institutional Investors defined under the SEBI (Foreign Institutional Investors) Regulations, 1995 registered with SEBI and as repealed by Foreign Portfolio Investors defined under the SEBI (Foreign Portfolio Investors) Regulations, 2019
Financial Year/FY/Fiscal	Financial year ending March 31
GDP	Gross domestic product
GoI	Government of India
G-Sec	Government securities
GST	Goods and services tax
HUF	Hindu undivided family
IRDAI	Insurance Regulatory and Development Authority of India
IFRS	International Financial Reporting Standards
IFSC	Indian Financial System Code
Indian GAAP/ IGAAP	Accounting Standards as per the Companies (Accounting standards) Rules, 2006 notified under Section 133 of the Act and other relevant provisions of the Act.
IGST Act	Integrated Goods and Services Tax Act, 2017
Indian GAAP	Generally Accepted Accounting Principles in India
Insurance Act	The Insurance Act, 1938
IT Act	The Income Tax Act, 1961
IT	Information technology
ISD	International subscriber dialing
MCA	Ministry of Corporate Affairs, Government of India
MICR	Magnetic ink character recognition
MIS	Management information system
MoU	Memorandum of understanding
NA	Not applicable
NACH	National Automated Clearing House
NCDs	Non-Convertible Debentures
NEFT	National Electronic Funds Transfer
NII(s)	Non-institutional investor(s)
NIM	Net interest margin
NRI	Non-resident Indian
NSDL	National Securities Depository Limited
PAN	Permanent account number
PDI	Perpetual debt instrument
Profit after Tax (PAT)	Profit for the year
RBI	Reserve Bank of India
RBI Act	Reserve Bank of India Act, 1934
RM	Relationship manager
RTGS	Real time gross settlement
SCRA	Securities Contracts (Regulation) Act, 1956
SCRR	The Securities Contracts (Regulation) Rules, 1957
SEBI	The Securities and Exchange Board of India constituted under the Securities and Exchange Board of India Act, 1992
SEBI Act	The Securities and Exchange Board of India Act, 1992
SEBI NCS Regulations/ Debt Regulations/ SEBI	Securities and Exchange Board of India (Issue and Listing of Non-Convertible Securities) Regulations, 2021, as amended

<b>Term</b>	<b>Description</b>
Regulations	
SEBI Delisting Regulations	SEBI (Delisting of Equity Shares) Regulations, 2021, as amended
SEBI Listing Regulations/ Listing Regulations	Securities and Exchange Board of India (Listing Obligations and Disclosure Requirements) Regulations, 2015
SEBI Master Circular	SEBI circular no. SEBI/HO/DDHS/PoD1/P/CIR/2023/119 dated August 10, 2021, as amended
SGST Act	State Goods and Services Tax Act, 2017, as enacted by various state governments
STD	Subscriber trunk dialing
TDS	Tax deducted at source
VOIP	Voice over internet protocol
WDM	Wholesale debt market

Notwithstanding anything contained herein, capitalised terms that have been defined in “*Regulations and Policies*”, “*History and Certain Corporate Matters*”, “*Financial Indebtedness*”, “*Our Management*” and “*Outstanding Litigations and Defaults*” on pages 199, 114, 149, 123 and 178 of this Tranche IV Prospectus will have the meaning ascribed to them in such sections.

## **CERTAIN CONVENTIONS, USE OF FINANCIAL, INDUSTRY AND MARKET DATA AND CURRENCY OF PRESENTATION**

### **Certain Conventions**

All references in this Tranche IV Prospectus to “India” are to the Republic of India and its territories and possessions.

Unless stated otherwise, all references to page numbers in this Tranche IV Prospectus are to the page numbers of this Tranche IV Prospectus.

### **Presentation of Financial Statements**

Our Company’s financial year commences on April 1 of the immediately preceding calendar year and ends on March 31 of that particular calendar year, so all references to a particular financial year or fiscal are to the 12-month period commencing on April 1 of the immediately preceding calendar year and ending on March 31 of that particular calendar year. Unless the context requires otherwise, all references to a year in this Tranche IV Prospectus are to a calendar year and references to a Fiscal/Fiscal Year/ FY are to the year ended on March 31, of that calendar year.

The Audited Standalone Financial Statements and the Audited Consolidated Financial Statements and the respective reports on the audited financial statements, as issued by our Company’s Joint Statutory Auditors, M/s Krishnan Retna Associates and M/s. Rangamani & Co, for Fiscal 2023 and Fiscal 2022 and by the Previous Statutory Auditors, M/s. Rangamani & Co for Fiscal 2021 are included in this Tranche IV Prospectus in “*Financial Statements*” beginning at page 145.

The Unaudited Standalone Financial Results of our Company have been prepared in accordance with recognition and measurement principles laid down in Ind AS 34 “Interim Financial Reporting” prescribed under Section 133 of the Companies Act, 2013, read with relevant rules issued there-under and other accounting principles generally accepted in India and Regulation 52 of the SEBI Listing Regulations. The limited review report on the Unaudited Standalone Financial Results has been issued by M/s. Krishnan Retna & Associates and M/s. Rangamani & Co, Chartered Accountants. For further details refer section titled “*Financial Statements*” beginning at page 145.

Any discrepancies in the tables included herein between the amounts listed and the totals thereof are due to rounding off.

Unless stated otherwise, macroeconomic and industry data used throughout this Tranche IV Prospectus has been obtained from publications prepared by providers of industry information, government sources and multilateral institutions. Such publications generally state that the information contained therein has been obtained from sources believed to be reliable but that their accuracy and completeness are not guaranteed and their reliability cannot be assured. Although the Issuer believes that industry data used in this Tranche IV Prospectus is reliable, it has not been independently verified. Further, the extent to which the market and industry data presented in this Tranche IV Prospectus is meaningful depends on the readers’ familiarity with and understanding of methodologies used in compiling such data.

The extent to which the market and industry data used in this Tranche IV Prospectus is meaningful depends on the reader’s familiarity with and understanding of the methodologies used in compiling such data. The methodologies and assumptions may vary widely among different industry sources. There are no standard data gathering methodologies in the industry in which we conduct our business, and methodologies and assumptions may vary widely among different industry sources. We have relied on the CRISIL Report on ‘*Industry Report on Gold Loans*’ for industry related data that has been disclosed in the Shelf Prospectus. Accordingly, no investment decision should be made solely on the basis of such information.

While we have compiled, extracted and reproduced data from external sources, including third parties, trade, industry or general publications, we accept responsibility for accurately reproducing such data. However, neither we nor the Lead Manager has independently verified this data and neither we nor the Lead Manager make any representation regarding the accuracy of such data. Similarly, while we believe our internal estimates to be reasonable, such estimates have not been verified by any independent sources and neither we nor the Lead Manager can assure potential investors as to their accuracy.

### **Financial Data**

Except where stated otherwise in this Tranche IV Prospectus, all figures have been expressed in ‘lakhs’. All references to ‘lakhs/ lakhs/ lacs/ lac’ refer to one lakh, which is equivalent to ‘one hundred thousand’ and ‘crore’ means ‘hundred

lakhs’.

Unless stated otherwise or unless the context requires otherwise, the financial data as at and for the year ended March 31, 2023, March 31, 2022 and March 31, 2021 used in this Tranche IV Prospectus is derived from our Audited Consolidated Financial Statements and Audited Standalone Financial Statements, as applicable. The financial data for the quarter and nine months ended December 31, 2023 used in this Tranche IV Prospectus is derived from Unaudited Standalone Financial Results. Unless otherwise stated all figures pertaining to the financial statements in connection with the Company are on an unconsolidated basis.

Any discrepancies in the tables included herein between the amounts listed and the totals thereof are due to rounding off.

### **Currency and Unit of Presentation**

In this Tranche IV Prospectus, references to ‘₹’, “Indian Rupees”, “INR”, “Rs.” and ‘Rupees’ are to the legal currency of India. Except as stated expressly, for the purposes of this Tranche IV Prospectus, data will be given in ₹ in lakhs.

Certain figures contained in this Tranche IV Prospectus, including financial statements, have been subject to rounding adjustments. Unless set out otherwise, all figures in decimals, including percentage figures, have been rounded off to two decimal points. In certain instances, (i) the sum or percentage change of such numbers may not conform exactly to the total figure given; and (ii) the sum of the numbers in a column or row in certain tables may not conform exactly to the total figure given for that column or row. Further, any figures sourced from third party industry sources may be rounded off to other than two decimal points to conform to their respective sources.

### **Industry and Market Data**

Any industry and market data used in the Tranche IV Prospectus consists of estimates based on data reports compiled by government bodies, professional organizations and analysts, data from other external sources and knowledge of the markets in which the Company competes. These publications generally state that the information contained therein has been obtained from publicly available documents from various sources believed to be reliable, but it has not been independently verified by us or its accuracy and completeness is not guaranteed, and its reliability cannot be assured. Although the Company believes the industry and market data used in this Tranche IV Prospectus is reliable, it has not been independently verified by us. The data used in these sources may have been reclassified by us for purposes of presentation. Data from these sources may also not be comparable. The extent to which the industry and market data is presented in the Tranche IV Prospectus is meaningful depends on the reader’s familiarity with and understanding of the methodologies used in compiling such data. There are no standard data gathering methodologies in the industry in which the Company conducts its business, and methodologies and assumptions may vary widely among different market and industry sources.

## FORWARD LOOKING STATEMENTS

### General Risk

Investment in debt securities/non-convertible redeemable preference shares involve a degree of risk and investors should not invest any funds in such securities unless they can afford to take the risk attached to such investments. Investors are advised to take an informed decision and to read the risk factors carefully before investing in this offering. For taking an investment decision, investors must rely on their examination of this Tranche IV Issue including the risks involved in it.

Specific attention of investors is invited to statement of risk factors contained under section “*Risk Factors*” on page 18 of the Shelf Prospectus and “*Material Developments*” on page 146 of this Tranche IV Prospectus before making an investment in such Issue. These risks are not, and are not intended to be, a complete list of all risks and considerations relevant to the debt securities or investor’s decision to purchase such securities.

Certain statements contained in this Tranche IV Prospectus that are not statements of historical fact constitute “forward-looking statements”. Investors can generally identify forward-looking statements by terminology such as “aim”, “anticipate”, “believe”, “continue”, “could”, “estimate”, “expect”, “intend”, “may”, “objective”, “plan”, “potential”, “project”, “pursue”, “shall”, “seek”, “should”, “will”, “would”, or other words or phrases of similar import. Similarly, statements that describe our strategies, objectives, plans or goals are also forward-looking statements. All statements regarding our expected financial conditions, results of operations, business plans and prospects are forward-looking statements. These forward-looking statements include statements as to our business strategy, revenue and profitability, new business and other matters discussed in this Tranche IV Prospectus that are not historical facts. All statements contained in this Tranche IV Prospectus that are not statements of historical fact constitute “forward-looking statements” and are not forecasts or projections relating to our Company’s financial performance.

All forward-looking statements are subject to risks, uncertainties and assumptions about the Company that could cause actual results to differ materially from those contemplated by the relevant forward-looking statement. Important factors that could cause actual results to differ materially from the expectations of the Company include, among others:

- General economic and business conditions in India and globally;
- Ability to effectively manage our growth or successfully implement business plans and growth strategies;
- Ability to compete effectively and access funds at competitive costs;
- Ability to control or reduce the level of non-performing assets in our portfolio;
- Changes in the value of Rupee and other currency changes;
- Unanticipated turbulence in interest rates, gold prices, global bullion prices or other rates or prices;
- Availability of funds and willingness of the lenders of the Company to lend;
- Changes in political conditions in India;
- The rate of growth of the loan assets of the Company;
- The outcome of any legal or regulatory proceedings the Company is or may become a party to;
- Changes in Indian laws and regulations, including tax, accounting, banking, securities, insurance and other regulations; changes in competition and the pricing environment in India; and regional or general changes in asset valuations;
- Any changes in connection with policies, statutory provisions, regulations and/or RBI directions in connection with NBFCs, including laws that impact lending rates and the Companys’ ability to enforce our collateral;
- Competition from existing as well as new competitors;
- Performance of the Indian debt and equity markets;
- Occurrence of natural calamities or natural disasters affecting the areas in which our Company has operations; and
- Other factors discussed in the Tranche IV Prospectus, including under the section titled “*Risk Factors*” on page 18.

Additional factors that could cause actual results, performance or achievements to differ materially include, but are not limited to, those discussed in “*Our Business*”, “*Risk Factors*” and “*Outstanding Litigations and Defaults*” on pages 97, 18 and 178. The forward-looking statements contained in this Tranche IV Prospectus are based on the beliefs of management, as well as the assumptions made by, and information currently available to management. Although our Company believes that the expectations reflected in such forward-looking statements are reasonable as of the date of this Tranche IV Prospectus, our Company cannot assure investors that such expectations will prove to be correct. Given these uncertainties, investors are cautioned not to place undue reliance on such forward-looking statements. If any of these risks and uncertainties materialize, or if any of our underlying assumptions prove to be incorrect, our actual results of operations or financial condition could differ materially from that described herein as anticipated, believed, estimated or



expected. All subsequent forward-looking statements attributable to us are expressly qualified in their entirety by reference to these cautionary statements.

Neither our Company, its Directors and its officers, nor any of their respective affiliates or associates, Lead Manager nor any of its Directors and its officers have any obligation to update or otherwise revise any statements reflecting circumstances arising after the date hereof or to reflect the occurrence of underlying events, even if the underlying assumptions do not come to fruition. In accordance with the SEBI NCS Regulations, our Company, the Lead Manager will ensure that investors in India are informed of material developments between the date of filing the Tranche IV Prospectus with the RoC and the date of the Allotment.

## SECTION II : RISK FACTORS

*The following are some of the important factors that could cause actual results to differ materially from the Company's expectations:*

*The following are the risks envisaged by the management of the Company relating to the Company, the secured NCDs and the market in general. Potential investors should carefully consider all the risk factors stated in this Disclosure Document in relation to the secured NCDs for evaluating the Company and its business and the secured NCDs before making any investment decision relating to the secured NCDs. The Company believes that the factors described below represents the principal risks inherent in investing in the secured NCDs but does not represent that the statements below regarding the risks of holding the secured NCDs are exhaustive. The ordering of the risk factors is intended to facilitate ease of reading and reference and does not in any manner indicate the importance of one risk factor over another. Potential investors should also read the detailed information set out elsewhere in this Disclosure Document and reach their own views prior to making any investment decision.*

*If any one of the following stated risks actually occurs, the Company's business, financial conditions and results of operations could suffer and, therefore, the value of the Company's secured NCDs could decline and/or the Company's ability to meet its obligations in respect of the secured NCDs could be affected. More than one risk factor may have simultaneous affect with regard to the secured NCDs such that the effect of a particular risk factor may not be predictable. In addition, more than one risk factor may have a compounding effect which may not be predictable. No prediction can be made as to the effect that any combination of risk factors may have on the value of the secured NCDs and/or the Company's ability to meet its obligations in respect of the secured NCDs.*

*These risks and uncertainties are not the only issues that the Company faces. Additional risks and uncertainties not presently known to the Company or that the Company currently believes to be immaterial may also have a material adverse effect on its financial condition or business. Unless specified or quantified in the relevant risk factors, the Company is not in a position to quantify the financial or other implications of any risk mentioned herein below.*

### INTERNAL RISK FACTORS

#### Risks relating to the Company and its Business

- 1. Scheduled commercial banks and payment banks have been directed not to open and maintain current accounts for customers who have availed credit facilities in the form of cash credit (CC)/overdraft (OD) from the banking system. Implementation of the aforesaid direction without providing alternate mechanism for financial institutions transacting with scheduled commercial banks and payment banks to withdraw and deposit cash may adversely affect our business, results of operations and financial condition.***

RBI has by way of circular (RBI/2020-21/20 DOR No. BN.BC/7/21/04.048/2020-21) dated August 6, 2020 directed scheduled commercial banks and payment banks not to open or maintain current accounts for customers who have availed credit facilities in the form of cash credit ("CC")/ overdraft ("OD") from the banking system and all transactions are required to be routed through the CC/OD account. These changes were to be implemented within a period of three months from the date of the Circular i.e. by November 5, 2020, which period was subsequently extended to December 15, 2021. Aggrieved by the said Circular, our Company has filed a writ petition with the Kerala High Court *inter alia* praying that RBI should issue clarification on implementation and enforcement of the Circular in light of the representations made by our Company to RBI and State Bank of India and to State Bank of India to seek clarifications on the points urged in representations made to State Bank of India. Further, it has also been prayed that the implementation of Circular, in so far as our Company is concerned, should be kept pending the disposal of the writ petition. The said writ petition 22768 of 2020 is disposed of on April 9, 2021 wherein State Bank of India was directed to consider the matter and to arrive at a workable solution in 6 months, failing which, State Bank of India was directed to approach RBI. In the meantime, other banks (where we have current accounts for our branches) have issued communications to close such accounts in view of the RBI circular. Since banks, other than State Bank of India, were proceeding with closure of accounts inspite of the above order, we have filed another WP 14854 / 2021 ("Writ Petition") making all the banks party and seeking for the intervention of the court. The Hon'ble court was pleased to order status quo. The said Writ Petition is pending.

In the meantime, RBI has *vide* its circular RBI/2021-22/116 DOR.CRE.REC.63/21.04.048/2021-22 dated October 29, 2021 has permitted to open and maintain current accounts. The circular, however, has put a condition that such current accounts can be opened only with one bank, which has more than 10% of banking exposure in the respective company. Pursuant to the RBI Circular, the Company has approached State Bank of India and initiated the process of opening such current accounts for its branches with State Bank of India. The timeline for complying with the said

circular was November 29, 2021; resultantly, all banks other than State Bank of India are required to close the existing current accounts within such time. However, the Hon'ble Kerala High Court, in the pending Writ Petition filed by the Company, has extended the interim order thereby protecting the rights and interest of the Company.

Considering the large number of rural branches of the Company and non-availability of branches of State Bank of India near all such branches, there is a possibility that the smooth operation of some of the branches of the Company may be affected.

We cannot assure whether State Bank of India will be able to promptly service the requirements of our branches, thereby ensuring the smooth functioning of some of our branches, which may have a material effect on our business, results of operations and financial condition.

**2. *Our business requires substantial capital, and any disruption in funding sources would have a material adverse effect on our liquidity and financial condition.***

Our liquidity and ongoing profitability are, in large part, dependent upon our timely access to cost effective sources of funding. Our funding requirements historically have been met through a combination of borrowings such as working capital limits from banks, issuance of commercial paper, non-convertible debentures issuance through public issues and on private placement basis.

Our ability to raise funds, on acceptable terms and at competitive rates, continues to depend on various factors including our credit ratings, financial performance & growth prospects of our Company, the macro economic factors including regulatory environment and policy initiatives in India, developments in the international markets affecting the Indian economy, investors' and/or lenders' perception of demand for securities of NBFCs. Our business depends and will continue to depend on our ability to access diversified low-cost funding sources.

Recently, there has been a rise in borrowing cost and difficulty in accessing debt in a cost-effective manner. During FY 2019, Indian economy witnessed defaults of debt repayments by large NBFC players. Such events heightened the investor focus around the health of the broader NBFC sector as well as their sources of liquidity. This has led to crunch in liquidity available to certain NBFCs. Re-occurrence of similar events may affect the market sentiment towards NBFC sector and as a whole may affect the borrowing capability of our Company adversely.

According to RBI Master Circular on Bank Finance to Non-Banking Financial Companies, 2015, as amended, bank's exposure (both lending and investment, including off balance sheet) to a single NBFC which is predominantly engaged in lending against collateral of gold jewellery (i.e. such loans comprising 50% or more of their financial assets), cannot exceed 7.5% of banks' capital funds and have an internal sub-limit on their aggregate exposure to all NBFCs having gold loans to the extent of 50% or more of their total financial assets, taken together. This sub-limit is within the internal limit fixed by the banks for their aggregate exposure to all NBFCs put together. This limits the exposure that banks may have on NBFCs such as us, which may restrict our ability to borrow from such banks and may increase our cost of borrowing, which could adversely impact our growth, business and financial condition.

We also face significant maturities of our debt each year. Out of the total outstanding debt, the Company has, as on December 31, 2023, an amount of ₹ 3,60,403.67 will mature during the next 12 months other than the regular rollover and renewal credit facilities. In order to repay the short-term credit facilities, the company will need to refinance the debt. In the case of tight credit market, the company will face difficulty to renew the cash credit facilities and get sanction of new credit facilities to retire the short-term facilities.

**3. *Any instructions by RBI or other regulatory authority in India directing the Company to stop the use of its premises/ branches or officials for the operations of its Group entities could materially and adversely affect our business and impact our future financial performance.***

We have entered into various agreements with our Group entities for letting our Company's branches/premises or officials to be used for the business operations of our Group entities. In the event of any directions/circulars/notice being issued by RBI or other regulatory authority in India, restricting the usage of Company's branches/premises or officials for business operations of group entities, it may have an adverse effect on the business and financial conditions of the Company.

**4. *Our financial performance is particularly vulnerable to interest rate risk. If we fail to adequately manage our interest rate risk in the future it could have an adverse effect on our net interest margin, thereby adversely affecting our business and financial condition.***

The results of our operations are substantially dependent upon the level of our net interest margins. Interest rates are sensitive to many factors beyond our control, including RBI's monetary policies, domestic and international economic and political conditions and other factors. Rise in inflation, and consequent changes in bank rates, repo rates and reverse repo rates by RBI has led to an increase in interest rates on loans provided by banks and financial institutions.

Income from our financing activities is the largest component of our total income and constituted 98.72% of our total income on a standalone basis for the nine months ended December 31, 2023 and 98.27%, 98.65% and 99.21% of our total income on a standalone basis for the Fiscal 2023, Fiscal 2022 and Fiscal 2021 respectively. Further, as of December 31, 2023 and as of March 31, 2023, March 31, 2022, and March 31, 2021, the total secured borrowings utilized by the Company aggregated to ₹ 17,17,814.91 lakhs, ₹ 15,54,458.77 lakhs, ₹ 15,32,946.05 lakhs and ₹ 15,35,423.30 lakhs, respectively and unsecured borrowings utilized by our Company aggregated to ₹ 2,24,943.97 lakhs, ₹ 2,27,858.69 lakhs, ₹ 2,38,526.64 lakhs and ₹ 249,512.07 lakhs respectively.

We provide loan at a fixed rate of Interest while we borrow funds on both fixed and floating rates. Our borrowings, such as our secured non-convertible redeemable debentures, subordinated debt and term loans from financial institutions carry fixed rates of interest while the borrowings from banks are linked to the respective banks' MCLR rates. As on December 31, 2023, 26.22% of our borrowings, respectively, were at fixed rates of interest, comprising primarily of our secured and unsecured (subordinated debt) non-convertible redeemable debentures. We cannot assure you that we will be able to adequately manage our interest rate risk in the future and be able to effectively balance the proportion of our fixed rate loan assets and fixed rate liabilities in the future. Thus, our results of operations could be affected by changes in interest rates and the timing of any re-pricing of our liabilities compared with the re-pricing of our assets.

We borrow funds on both fixed and floating rates. Volatility in interest rates can materially and adversely affect our financial performance. In a rising interest rate environment, if the yield on our interest-earning assets does not increase simultaneously with or to the same extent as our cost of funds, or, in a declining interest rate environment, if our cost of funds does not decline simultaneously or to the same extent as the yield on our interest-earning assets, our net interest income and net interest margin would be adversely impacted. Additional risks arising from increasing interest rates, among others, include:

- increases in the rates of interest charged on our loans and other secured/ unsecured loans, which could result in the extension of loan maturities and higher monthly installments due from borrowers which, in turn, could result in higher rates of default;
- reductions in the volume of our loans as a result of clients' inability to service high interest rate payments; and
- reduction in the value of fixed income securities held in our investment portfolio.

There can be no assurance that we will be able to adequately manage our interest rate risk. If we are unable to address the interest rate risk, it could have an adverse effect on our net interest margin, thereby adversely affecting our business and financial condition.

**5. *The Company has been subject to RBI inspections and any adverse action taken could affect the business and operations of the Company.***

As an NBFC, we are subject to periodic inspection by RBI under section 45N of the RBI Act, pursuant to which RBI inspect our books of accounts and other records for the purpose of verifying compliance with applicable regulations, the correctness or completeness of any statement, information or particulars furnished to RBI. During the course of finalization of inspection, RBI shares its findings and recommendations with us and gives us an opportunity to provide justification and clarifications. Further, RBI also seeks certain clarifications and shares its findings. RBI in the past has issued observations pursuant to such periodic inspection and our Company had given clarifications in this regard. Whilst we have responded/continue to respond to such observations made by RBI and addressed them, however, we cannot assure you that RBI will not make similar or other observations in the future. In the event we are unable to resolve the issues to RBI's satisfaction, we may be restricted in our ability to conduct our business as we currently do. While we seek to comply with all regulatory provisions applicable to us, in the event we are unable to comply with the observations made by RBI, we could be subject to penalties and restrictions which may be

imposed by RBI. Imposition of any penalty or adverse findings by the RBI during the ongoing or any future inspections may have an adverse effect on our business, results of operations, financial condition and reputation.

**6. *Our ability to access capital also depends on our credit ratings. Any downgrade of our credit ratings would increase borrowing costs and constrain our access to capital and lending markets and, as a result, would negatively affect our net interest margin and our business.***

The cost and availability of capital is also dependent on our short-term and long-term credit ratings. Any downgrade of our credit ratings would increase borrowing costs and constrain our access to capital and debt markets and, as a result, would negatively affect our net interest margin and our business. We have been assigned CRISIL AA-/Stable rating by CRISIL and BWR AA-/Stable rating by Brickworks for our bank facilities, CRISIL AA-/Stable rating by CRISIL and BWR AA-/(Stable) rating by Brickworks for its various non-convertible debt instruments, CRISIL A/Stable rating by CRISIL for ₹ 69,900 lakh perpetual bonds and BWR A+/Stable rating by Brickworks for ₹ 37,400 lakh perpetual bonds and CRISIL A1+ rating by CRISIL for its short-term debt programme. Brickworks has assigned BWR A1+ rating for our short term debt programme.

Any downgrade of our credit ratings would increase borrowing costs and constrain our access to capital and debt markets and, as a result, would negatively affect our net interest margin and our business. For instance, CRISIL had on November 18, 2016, downgraded its ratings on the bank facilities and debt instruments of the Company to 'CRISIL A-/Stable/CRISIL A1' from 'CRISIL A/Stable/CRISIL A1'. In addition, downgrades of our credit ratings could increase the possibility of additional terms and conditions being added to any additional financing or refinancing arrangements in the future. Any such adverse development could adversely affect our business, financial condition and results of operations. The financial and risk profiles of one or more of our Group entities may also result in a downgrade of our credit ratings.

**7. *If we are unable to manage the level of NPAs in our gold loans and other loans, our financial position and results of operations may suffer.***

Our Stage 3 Assets as a percentage of total loan assets as per Ind AS was 4.25%, 2.11%, 2.88% and 1.92% as of December 31, 2023, March 31, 2023, March 31, 2022 and March 31, 2021, respectively. Our Stage 3 Assets net of Stage 3 Provision as per Ind AS as on December 31, 2023, March 31, 2023, March 31, 2022 and March 31, 2021 were at 3.20%, 0.58%, 1.57% and 1.01% on a standalone basis.

The Master Directions prescribe the provisioning required in respect of our outstanding loan portfolio. Should the overall credit quality of our loan portfolio deteriorate, the current level of our provisions may not be adequate to cover further increases in the amount of our non-performing assets. Furthermore, although we believe that our total provision will be adequate to cover all known losses in our asset portfolio, our current provisions may not be adequate when compared to the loan portfolios of other financial institutions.

Moreover, there also can be no assurance that there will be no further deterioration in our provisioning coverage as a percentage of gross non-performing assets or otherwise, or that the percentage of nonperforming assets that we will be able to recover will be similar to our past experience of recoveries of nonperforming assets. In the event of any further increase in our non-performing asset portfolio, there could be an even greater, adverse impact on our results of operations.

**8. *This Tranche IV Prospectus includes certain unaudited financial information, which has been subjected to limited review, in relation to our Company. Reliance on such information should, accordingly, be limited.***

This Tranche IV Prospectus includes unaudited financial information in relation to our Company for the quarter quarter and nine months ended December 31, 2023, in respect of which the Auditors have issued their limited review report dated February 9, 2024. The Unaudited Standalone Financial Results prepared by our Company in accordance with Regulation 52(2) of the Listing Regulations have been subject only to a limited review and as described in Standard on Review Engagements (SRE) 2410, "Review of Interim Financial Information" Performed by the Independent Auditor of the Entity" issued by the ICAI, and not to an audit, any reliance by prospective investors on such Unaudited Standalone Financial Results for the quarter quarter and nine months ended December 31, 2023 and year to date from April 1, 2023 to December 31, 2023 should, accordingly, be limited. Additionally, in accordance with applicable law, our Company is required to publish its half-yearly financial information with the stock exchanges.

**9. *High levels of customer defaults could adversely affect our business, financial condition and results of operations.***

Our primary business involves lending money and accordingly we are subject to customer default risks including default or delay in repayment of principal or interest on our loans. Customers may default on their obligations to us as a result of various factors including bankruptcy, lack of liquidity, lack of business and operational failure. If borrowers fail to repay loans in a timely manner or at all, our financial condition and results of operations will be adversely impacted if the auction proceeds of the defaulted accounts could not meet the principal and interest amount.

Further, unlike several developed economies, a nationwide credit bureau has only recently become operational in India, so there is less financial statements available about the creditworthiness of our customers. It is therefore difficult to carry out precise credit risk analyses on our clients. Although we follow certain KYC procedures at the time of sanctioning a loan, we generally rely on the quality of the gold jewellery provided as collateral rather than on a stringent analysis of the credit profile of our clients. Although we believe that our risk management controls are sufficient, we cannot be certain that they will continue to be sufficient or that additional risk management policies for individual borrowers will not be required. Failure to continuously monitor the loan contracts, particularly for individual borrowers, could adversely affect our credit portfolio which could have a material and adverse effect on our results of operations and financial condition and/or cash flows.

**10. *We may not be able to recover the full loan amount, and the value of the collateral may not be sufficient to cover the outstanding amounts due under defaulted loans. Failure to recover the value of the collateral could expose us to a potential loss, thereby adversely affect our financial condition and results of operations.***

We extend loans secured by gold jewellery provided as collateral by the customer. An economic downturn or sharp downward movement in the price of gold could result in a fall in collateral value. In the event of any decrease in the price of gold, customers may not repay their loans and the value of collateral gold jewellery securing the loans may decrease significantly in value, resulting in losses which we may not be able to support. Although we use a technology-based risk management system and follow strict internal risk management guidelines on portfolio monitoring, which include periodic assessment of loan to security value on the basis of conservative market price levels, limits on the amount of margin, ageing analysis and predetermined loan closure call thresholds, no assurance can be given that if the price of gold decreases significantly, our financial condition and results of operations would not be adversely affected. The impact on our financial position and results of operations of a hypothetical decrease in gold values cannot be reasonably estimated because the market and competitive response to changes in gold values is not pre-determinable.

Additionally, we may not be able to realise the full value of our collateral, due to, among other things, defects in the quality of gold though the adequate systems in place like periodical verification of the pledged jewellery by the gold inspectors and employing well trained staff and large segment of the borrowers being repeat customers. In case of a default, we typically sell the collateral gold jewellery through auctions primarily to jewellers however there can be no assurance that we will be able to sell such gold jewellery at prices sufficient to cover the amounts under default. Furthermore, enforcing our legal rights by litigating against defaulting customers is generally a slow and potentially expensive process in India. Accordingly, it may be difficult for us to recover amounts owed by defaulting customers in a timely manner or at all.

We may also be affected by failure of employees to comply with internal procedures and inaccurate appraisal of credit or financial worth of our clients in spite of the periodical verification of the pledged ornaments by Gold inspectors and specified interval inspection and auditing by internal auditors. Failure by our employees who are experienced and trained, to properly appraise the value of the collateral provides us with no recourse against the borrower and the loan sanction may eventually result in a bad debt on our books of accounts. In the event we are unable to check the risks arising out of such lapses, our business and results of operations may be adversely affected.

**11. *We were subjected to payment of fine to BSE in past for certain delayed compliances with reporting requirements mentioned under the SEBI Listing Regulations***

Our Company is subject to the obligations and reporting requirements under SEBI Listing Regulations, including Regulation 60(2) which specifies that a listed entity shall intimate the Stock Exchange the Record Date of the Security, 7 working days (excluding the intimating date and record date) in advance. There has been a delay in intimating the record date to BSE with respect to certain debt instruments in the past, which has resulted in levy of fines by BSE. The Company has responded to BSE stating that such delay is due to its inadvertent lapse in including public holidays while calculating the days as provided under Regulation 60(2) and therefore, sought for a condonation of delay, which request is pending. However, in the interim, the Company has paid the fine, subject

to the final outcome of the application of condonation of delay. Though our Company endeavours to comply with all such obligations/reporting requirements on timely manner, there have been certain instances of non-compliance and delays in complying with such obligations/reporting requirements. Any such delays or non-compliance would render our Company to prosecution and/or penalties.

**12. *Our significant indebtedness and the conditions and restrictions imposed by our financing arrangements could restrict our ability to conduct our business and operations in the manner we desire.***

As of December 31, 2023, the total secured borrowings utilised by the Company aggregated to ₹ 17,17,814.91 lakhs, unsecured borrowings utilised by our Company aggregated to ₹ 2,24,943.97 lakhs and outstanding securitization (pass through certification) is Nil. Most of our borrowings are secured by hypothecation of current assets/loan receivables. Our significant indebtedness could have several important consequences, including but not limited to the following:

- a portion of our cash flow may be used towards repayment of our existing debt, which will reduce the availability of our cash flow to fund working capital, capital expenditures, acquisitions and other general corporate requirements;
- our ability to obtain additional financing in the future at reasonable terms may be restricted or our cost of borrowings may increase due to sudden adverse market conditions, including decreased availability of credit or fluctuations in interest rates;
- fluctuations in market interest rates may affect the cost of our borrowings as some of our indebtedness are at variable interest rates;
- there could be a material adverse effect on our business, financial condition and results of operations if we are unable to service our indebtedness or otherwise comply with financial and other covenants specified in the financing agreements; and
- we may be more vulnerable to economic downturns, we may be limited in our ability to withstand competitive pressures and we may have reduced flexibility in responding to changing business, regulatory and economic conditions.

Moreover, certain loans may be recalled by our lenders at any time. Any of these lenders may affect our business and operations where we are currently in breach of or have breached in the past.

**13. *Some of our financial arrangements contain restrictive covenants that may adversely affect our business and operations, some which we are currently in breach of or have breached in the past.***

Some of our financing agreements include various conditions and covenants that require us to obtain lender consents prior to carrying out certain activities and entering into certain transactions. Failure to meet these conditions or obtain these consents could have significant consequences on our business and operations. Specifically, under some of our financing agreements, we require, and may be unable to obtain, consents from the relevant lenders for, among others, the following matters: entering into any scheme of merger; spinning-off of a business division; selling or transferring all or a substantial portion of our assets; making any change in ownership or control or constitution of our Company; making amendments in our Memorandum and Articles of Association; creating any further security interest on the assets upon which the existing lenders have a prior charge; and raising funds by way of any fresh capital issue. These covenants vary depending on the requirements of the financial institution extending the loan and the conditions negotiated under each financing document. Such covenants may restrict or delay certain actions or initiatives that we may propose to take from time to time.

Further, the financing arrangements that we have entered into with certain banks and financial institutions and terms and conditions for issue of non-convertible debentures issued by us contain restrictive covenants, which among other things require us to obtain prior permission of such banks, financial institutions or debenture trustees or to inform them with respect to various activities, including, alteration of our capital structure, changes in management, raising of fresh capital or debt, payment of dividend, revaluation or sale of our assets, undertaking new projects, creating subsidiaries, change in accounting policies, or invest by way of share capital or lend to other companies, undertaking guarantee obligations on behalf of other companies, and creation of further charge on fixed assets. Additionally, certain loan agreements require us to meet and maintain prescribed financial ratios. Further, under these loan agreements during the subsistence of the facilities, certain lenders have a right to appoint nominee directors on our Board from time to time. Furthermore, some of our financing arrangements contain cross default provisions which could automatically trigger defaults under other financing arrangements, in turn magnifying the effect of an individual default. Although we attempt to maintain compliance with our covenants or obtain prospective waivers where possible, we cannot assure you that we will be continuously compliant.

We have breached certain such covenants in the past and may continue to be inadvertently in technical breach of, certain covenants under these loan agreements and other financing arrangements. For example, our Company had delayed the payment of interest on its rated non-convertible debentures (NCD) by three working days. While we are not aware of any such breaches, and although no bank or financial institution has issued a notice of default to us, if we are held to be in breach of any financial or other covenants contained in any of our financing arrangements, we may be required to immediately repay our borrowings either in whole or in part, together with any related costs, and because of such defaults we may be unable to find additional sources of financing. If any of these events were to occur, it would likely result in a material adverse effect on our financial condition and results of operations or even our ability to continue as a going concern. A failure to observe the covenants under our financing arrangements or to obtain necessary consents required thereunder may lead to the termination of our credit facilities, acceleration of all amounts due under such facilities and the enforcement of any security provided. Any acceleration of amounts due under such facilities may also trigger cross default provisions under our other financing agreements. If the obligations under any of our financing documents are accelerated, we may have to dedicate a substantial portion of our cash flow from operations to make payments under such financing documents, thereby reducing the availability of cash for our working capital requirements and other general corporate purposes. Further, during any period in which we are in default, we may be unable to raise, or face difficulties raising, further financing. Any of these circumstances could adversely affect our business, credit rating and financial condition and results of operations. Moreover, any such action initiated by our lenders could result in the price of our NCDs being adversely affected.

- 14. *Our entire customer base comprises of individuals, small traders and business operators, who generally are more likely to be affected by declining economic conditions than larger corporate borrowers. Any decline in the repayment capabilities of our borrowers, may result in increase in default thereby adversely affecting our business and financial condition.***

Individual and small enterprise segment borrowers generally are less financially resilient than larger corporate borrowers, and, as a result, they can be more adversely affected by declining economic conditions. In addition, a significant majority of our customer base belongs to the low to medium income group and/or the small enterprises finance sector who may be more likely to be affected by declining economic conditions than large corporate houses.

Any decline in the economic conditions may impact the repayment capabilities of our borrowers, which may result in increase in defaults, thereby adversely affecting our business and financial conditions.

- 15. *We face difficulties in carrying out credit risk analyses on our customers, most of whom are individual borrowers, which could have a material and adverse effect on our results of operations and financial condition.***

Unlike several developed economies, a nationwide credit bureau has only recently become operational in India, so there is less financial statements available about individuals, particularly our focus customer segment from the low to medium income group who typically have limited access to other financing sources. It is therefore difficult to carry out precise credit risk analyses on our customers. Although we believe that our risk management controls are sufficient, we cannot be certain that they will continue to be sufficient or that additional risk management policies for individual borrowers will not be required. Failure to maintain sufficient credit assessment policies for non gold loans particularly for individual borrowers, could adversely affect our credit portfolio which could have a material and adverse effect on our results of operations and financial condition.

- 16. *Since we handle high volumes of cash and gold jewellery in a dispersed network of branches, we are exposed to operational risks, including employee negligence, fraud, petty theft, burglary and embezzlement, which could harm our results of operations and financial position.***

As of December 31, 2023, March 31, 2023, March 31, 2022 and March 31, 2021, we held cash balance of ₹10,859.90 lakhs, ₹9,437.66 lakhs, ₹8,835.38 lakhs and ₹10,149.80 lakhs and gold jewellery of 47.86 tons, 48.01 tons, 54.03 tons and 59.40 tons respectively. Our gold loan transactions involve handling significant volumes of cash and gold jewellery at our branch offices. Large cash and gold jewellery transactions expose us to the risk of fraud by employees, agents, customers or third parties, theft, burglary and misappropriation or unauthorised transactions by our employees. Our insurance policies, security systems and measures undertaken to detect and prevent these risks may not be sometimes, sufficient to prevent or deter such activities in all cases, which may adversely affect our operations and profitability. Our employees may also become targets of the theft, burglary and other crimes if they are present when these crimes are committed and may sustain physical and psychological injuries as a result. We may encounter difficulties recruiting and retaining qualified employees due to this risk and our business and operations may be adversely affected. Please see below details as on December 31, 2023:



(₹ in lakhs)

As on December 31, 2023				
	No. of cases	Amount	No of cases after recovery	Amount after recovery
Internal Fraud	6	55.18	6	51.30
Spurious	7	55.91	7	55.91
Theft	49	168.57	49	166.96
<b>Total</b>	<b>62</b>	<b>279.66</b>	<b>62</b>	<b>274.17</b>

Further, we may be subject to regulatory or other proceedings in connection with any unauthorised transaction, fraud or misappropriation by our representatives and employees, which could adversely affect our goodwill. The nature and size of the items provided as collateral allow these items to be misplaced or misdelivered, which may have a negative impact on our operations and result in losses.

**17. We may not be able to successfully sustain our growth strategy. Inability to effectively manage any of our growth and related issues could materially and adversely affect our business and impact our future financial performance.**

Our gross loans under management as of December 31, 2023, March 31, 2023, March 31, 2022 and March 31, 2021 was ₹ 20,48,733.37 lakhs, ₹ 17,61,507.49 lakhs, ₹17,32,313 lakhs and ₹18,68,938 lakhs, respectively, on a standalone basis as per IndAS. As of December 31, 2023, March 31, 2023, March 31, 2022 and March 31, 2021, our Company held 47.86 tonnes, 48.01 tonnes, 54.03 tonnes and 59.40 tonnes, respectively, of gold jewellery, respectively, as security for all gold loans. Our capital adequacy ratio as of December 31, 2023, March 31, 2023, March 31, 2022 and March 31, 2021 computed on the basis of applicable RBI requirements was 20.30 %, 21.34%, 19.42% and 16.85%, respectively, on standalone basis as per Ind AS, compared to RBI stipulated minimum requirement of 15%, with Tier I Capital comprising 15.72%, 16.48%, 14.73% and 12.09% respectively.

Our Stage 3 Assets as a percentage of total loan assets as per Ind AS was 4.25%, 2.11%, 2.88% and 1.92% as of December 31, 2023, March 31, 2023, March 31, 2022 and March 31, 2021, respectively. Our Stage 3 Assets net of Stage 3 Provision as per Ind AS as on December 31, 2023, March 31, 2023, March 31, 2022 and March 31, 2021 were at 3.20%, 0.58%, 1.57% and 1.01% on a standalone basis.

Our growth strategy includes growing our loan book, expanding our customer base and expanding our branch network. There can be no assurance that we will be able to sustain our growth strategy successfully or that we will be able to expand further or diversify our product portfolio or grow the levels of net profit earned in recent years. Furthermore, there may not be sufficient demand for such products, or they may not generate sufficient revenues relative to the costs associated with offering such products and services. Even if we were able to introduce new products and services successfully, there can be no assurance that we will be able to achieve our intended return on such investments. If we grow our loan book too rapidly or fail to make proper assessments of credit risks associated with new borrowers, a higher percentage of our loans may become non-performing, which would have a negative impact on the quality of our assets and our financial condition.

We also face a number of operational risks in executing our growth strategy. We have experienced rapid growth in our gold loan business and our branch network also has expanded significantly, and we are entering into new, smaller towns and cities within India as part of our growth strategy. Our rapid growth exposes us to a wide range of increased risks, including business risks, such as the possibility that a number of our impaired loans may grow faster than anticipated, as well as operational risks, fraud risks and regulatory and legal risks. Moreover, our ability to sustain our rate of growth depends significantly upon our ability to manage key issues such as selecting and retaining key managerial personnel, maintaining effective risk management policies, continuing to offer products which are relevant to our target base of clients, developing managerial experience to address emerging challenges and ensuring a high standard of client service. Particularly, we are significantly dependent upon a core management team who oversee the day-to-day operations, strategy and growth of our businesses. If one or more members of our core management team were unable or unwilling to continue in their present positions, such persons may be difficult to replace, and our business and results of operation could be adversely affected. We will need to recruit new employees, who will have to be trained and integrated into our operations. We will also have to train existing employees to adhere properly to internal controls and risk management procedures. Failure to train our employees properly may result in an increase in employee attrition rates, require additional hiring, erode the quality of customer service, divert management resources, increase our exposure to high-risk credit and impose significant costs on us.

- 18. *We face increasing competition in our business which may result in declining margins if we are unable to compete effectively. Increasing competition may have an adverse effect on our net interest margin, and, if we are unable to compete successfully, our market share may decline.***

Our principal business is the provision of personal loans to retail customers in India secured by gold jewellery as collateral. Historically, the gold loan industry in India has been largely unorganised and dominated by local jewellery pawn shops and money lenders, with very few public sector and old generation private sector banks focusing on this sector. Attractive interest rates relative to risk together with increased demand for access to capital from middle income group, previously utilised predominantly by lower income group customers with limited access to other forms of borrowings, have increased our exposure to competition. The demand for gold loans has also increased due to relatively affordable interest rates, increased need for urgent borrowing or bridge financing requirements and the need for liquidity for assets held in gold and also due to increased awareness among customers of gold loans as a source of quick access to funds.

All of these factors have resulted in increased competition from other lenders in the gold loan industry, including commercial banks and other NBFCs. Unlike commercial banks or deposit taking NBFCs, we do not have access to funding from savings and current deposits of customers. Instead, we are reliant on higher-cost term loans and debentures for our funding requirements, which may reduce our margins compared to competitors. Our ability to compete effectively with commercial banks or deposit-taking NBFCs will depend, to some extent, on our ability to raise low-cost funding in the future. If we are unable to compete effectively with other participants in the gold loan industry, our business, future financial performance, and the trading price of the NCDs and Equity Shares may be adversely affected.

We operate in largely un-tapped markets in various regions in India where banks operate actively in the gold loan business. We compete with pawnshops and financial institutions, such as consumer finance companies. Other lenders may lend money on unsecured basis, at interest rates that may be lower than our service charges and on other terms that may be more favourable than ours.

Furthermore, as a result of increased competition in the gold loan industry, gold loans are becoming increasingly standardised and variable interest rate and payment terms and waiver of processing fees are becoming increasingly common in the gold loan industry in India. There can be no assurance that we will be able to react effectively to these or other market developments or compete effectively with new and existing players in the increasingly competitive gold loans industry. Increasing competition may have an adverse effect on our net interest margin and other income, and, if we are unable to compete successfully, our market share may decline as the origination of new loans declines.

- 19. *We may experience difficulties in expanding our business into new regions and markets in India and introducing our complete range of products in each of our branches which may affect our business prospects, financial condition and result of operations.***

As part of our growth strategy, we continue to evaluate attractive growth opportunities to expand our business into new regions and markets in India. Factors such as competition, culture, regulatory regimes, business practices and customs and customer requirements in these new markets may differ from those in our current markets and our experience in our current markets may not be applicable to these new markets. In addition, as we enter new markets and geographical regions, we are likely to compete not only with other traditional gold loan NBFCs, banks and financial institutions but also the local unorganized or semi-organized private financiers and pawn brokers, who are more familiar with local traditions, regulations, business practices and customs and have stronger relationships with customers.

As a part of our growth strategy, we propose to increase our network of branches across the country and reach out to newer markets while strengthening our position in our existing markets with respect to the core gold loans business. Such branches will only be opened after multiple rounds of market evaluation, customer research and launching branches in close proximity to high customer activity areas. These branches are proposed to service the needs of our customers for all our Company's products.

Our business may be exposed to various additional challenges including obtaining necessary governmental approvals, identifying and collaborating with local businesses and partners with whom we may have no previous working relationship; successfully gauging market conditions in local markets with which we have no previous familiarity; attracting potential customers in a market in which we do not have significant experience or visibility; being susceptible to local taxation in additional geographical areas of India and adapting our marketing strategy and

operations to different regions of India in which different languages are spoken. Our inability to expand our current operations may adversely affect our business prospects, financial conditions and results of operations.

**20. *A majority of our branches are located in southern India, and any disruption or downturn in the economy in the states in India where we operate, or any change in consumer preferences in that region could adversely affect our results of operations and financial condition.***

We have a strong concentration of our business in south India with 2,707 branches out of our 3,683 branches as on December 31, 2023, located in the southern states of Kerala (759 branches), Tamil Nadu (784 branches), Andhra Pradesh (347 branches), Telangana (257 branches), Goa (11 branches), Karnataka (549 branches), and other states (976 branches). Further, approximately 58.47% of our gold loan portfolio as on December 31, 2023 is concentrated in the aforementioned states. Any adverse change in the political and/or economic environment in the states of Kerala, Tamil Nadu, Andhra Pradesh, Telangana, Goa and Karnataka or any unfavourable changes in the regulatory and policy regime in the said region could adversely affect our business operations, financial condition and/or profitability. Our concentration in southern India exposes us to adverse economic or political circumstances that may arise in that region as compared to other NBFCs and commercial banks that may have diversified national presence. Further, any changes in customer preferences in the said region could also affect our operations and profitability. If there is sustained downturn in the economy of southern India, our financial position may be adversely affected.

**21. *New product/services offered by us may not be successful.***

We introduce new products/services to explore new business opportunities from time to time. We cannot assure you that all our new products/services and/or business ventures will gain customer acceptance, and this may result in our inability to recover incurred pre-operative expenses and launch costs. Further, our inability to grow in new business areas could adversely affect our business and financial performance.

**22. *We may not be able to maintain our current levels of profitability due to increased costs or reduced spreads.***

Our business involves a large volume of small-ticket size loans and requires manual operational support. Hence, we require dedicated staff for providing our services. In order to grow our portfolio, our expanded operations will also increase our manpower requirements and push up operational costs. Our growth will also require a relatively higher gross spread, or margin, on the consumer lending products we offer in order to maintain profitability. There can be no assurance that we will be able to maintain our current levels of profitability if the gross spreads on our consumer lending products were to reduce substantially, which could adversely affect our results of operations.

**23. *Majority of our loan portfolio is not classified as priority sector advances by RBI. Further, any RBI regulations making our gold loans ineligible for securitization, will result in higher cost of funds.***

RBI prudential norms for banks require domestic commercial banks operating in India to maintain an aggregate 40% (32% for foreign banks) of their adjusted net bank credit or credit equivalent amount of off-balance sheet exposure, whichever is higher as “priority sector advances”. These include advances to agriculture, small enterprises, exports and similar sectors where the Government seeks to encourage flow of credit for developmental reasons. Banks in India that have traditionally been constrained or unable to meet these requirements organically, have relied on specialised institutions like our Company that are better positioned to or focus on originating such assets through on-lending or purchase of assets or securitised pools to comply with these targets.

The gold loan borrowers have the option to pay the interest regularly to have the concessionary interest rate and have the option to part /fully pay the principal. However, small percentage (around 11-13%) of the borrowers follow this. Compared to the total gold loan portfolio, only a small portion of our gold loan portfolio meets the eligible criteria for securitization/ assignment norms (including holding period and seasoning), thereby restricting our Company’s ability to raise fund by assignment /securitization.

**24. *A decline in our capital adequacy ratio could restrict our future business growth.***

All non-deposit taking NBFCs are required to maintain a minimum capital adequacy ratio, consisting of Tier I and Tier II Capital of not less than 15% of their aggregate risk weighted assets on balance sheet and risk adjusted value of off-balance sheet items. Further, RBI has introduced minimum Tier I Capital requirement of 12% to be effective from April 1, 2014 for NBFCs primarily for whom loans against gold jewellery comprise more than 50% of their financial assets, including us. Our capital adequacy ratio as of December 31, 2023, March 31, 2023, March 31, 2022 and March 31, 2021 computed on the basis of applicable RBI requirements was 20.30%, 21.34%, 19.42% and 16.85%, respectively, on standalone basis as per Ind AS, compared to RBI stipulated minimum requirement of 15%,

with Tier I Capital comprising 15.72%, 16.48%, 14.73% and 12.09%, respectively. If we continue to grow our loan portfolio and asset base, we will be required to raise additional Tier I and Tier II Capital in order to continue to meet applicable capital adequacy ratios with respect to our business. There can be no assurance that we will be able to raise adequate additional capital in the future on terms favourable to us or at all and this may adversely affect the growth of our business. Failure to maintain adequate capital adequacy ratio or Tier I Capital may adversely affect the growth of our business. Further, any regulatory change in capital adequacy requirements imposed by the RBI may have an adverse effect on our results of operation.

**25. *If we fail to maintain effective internal control over financial reporting in the future, the accuracy and timing of our financial reporting may be adversely affected.***

We have taken steps to enhance our internal controls commensurate to the size of our business, primarily through the formation of a designated branch audit and inspection team. However, certain matters such as fraud and embezzlement cannot be eliminated entirely given the cash nature of our business. While we expect to remedy such issues, we cannot assure you that we will be able to do so in a timely manner, which could impair our ability to accurately and timely report our financial position, results of operations or cash flows.

**26. *A significant proportion of the gold loans we offer are due within twelve months of disbursement, and a failure to disburse new loans may result in a reduction of our loan portfolio and a corresponding decrease in our interest income.***

90.75 %, 94.90%, 96.42%, and 97.18% of our total loan portfolio (AUM) as on December 31, 2023, March 31, 2023, March 31, 2022 and March 31, 2021, respectively, are due within twelve months from the end of the respective period. The relatively short-term nature of such gold loans (i) may lead to a positive mismatch in the asset liability position of our Company in the short term since a portion of our borrowings are typically for longer duration negative mismatch in the long term but cumulatively positive mismatch and/or (ii) affect ability to ascertain steady long terms revenues. In addition, our existing customers may not obtain new gold loans from us upon maturity of their existing gold loans, particularly if competition increases. The potential instability of our interest income could materially and adversely affect our results of operations and financial position.

**27. *System failures or inadequacies and security breaches in computer systems may adversely affect our business operations and result in financial loss, disruption of our business, regulatory intervention or damage to our reputation.***

Our business is largely dependent on our ability to process a large number of transactions on a daily basis. Significantly, all our branches are required to send records of transactions, at the end of every working day, to a central system for consolidation of branch data. Our financial, accounting or other data processing systems may fail to operate adequately or become disabled as a result of events that are wholly or partially beyond our control including a disruption of electrical or communications services.

Our ability to operate and remain competitive will depend in part on our ability to maintain and upgrade our information technology systems on a timely and cost-effective basis. The information available to and received by our management through our existing systems may not be timely and sufficient to manage risks or to plan for and respond to changes in market conditions and other developments in our operations. We may experience difficulties in upgrading, developing and expanding our systems quickly enough to accommodate our growing customer base and range of products. Our operations also rely on the secure processing, storage and transmission of confidential and other information in our computer systems and networks. Our computer systems, software and networks may be vulnerable to unauthorised access, computer viruses or other malicious code and other events that could compromise data integrity and security. Any failure to effectively maintain or improve or upgrade our management information systems in a timely manner could materially and adversely affect our competitiveness, financial position and results of operations. Moreover, if any of these systems do not operate properly or are disabled or if there are other shortcomings or failures in our internal processes or systems, it could affect our operations or result in financial loss, disruption of our businesses, regulatory intervention or damage to our reputation. In addition, our ability to conduct business may be adversely impacted by a disruption in the infrastructure that supports our businesses and the localities in which we are located.

**28. *We face asset-liability mismatches which could affect our liquidity and consequently may adversely affect our operations and profitability.***

We face potential liquidity risks due to varying periods over which our assets and liabilities mature. As is typical for NBFCs, a portion of our funding requirements is met through short-term funding sources such as bank loans, working

capital demand loans, cash credit, short term loans and commercial papers. However, each of our products differs in terms of the average tenor, average yield, average interest rates and average size of loan. The average tenor of our products is lesser than the average tenor of our liabilities. Typically, the average maturity profile of our Company's lending portfolio is 4-5 months to 1 year whereas the liabilities are of a longer term. Consequently, since our assets are of short term and liabilities are of long term nature, our inability to obtain additional credit facilities or renew our existing credit facilities, in a timely and cost-effective manner or at all, may lead to liquidation/ non building of assets of our assets, which in turn may adversely affect our operations and financial performance. Further, mismatches between our assets and liabilities are compounded in case of pre-payments of the financing facilities we grant to our customers. Such prepayment of the financing facility, if further assets are not built up may affect the financial performance.

**29. *Any disassociation of our Company from "Muthoot Pappachan Group" could adversely affect our operations and profitability.***

Our Promoters collectively hold 79.68% of our paid-up Equity Share capital as on the date of this Tranche IV Prospectus. If our Promoters cease to exercise control over our Company as a result of any transfer of shares or otherwise, our ability to derive any benefit from the brand name "Muthoot Fincorp" and "Muthoot Pappachan" brand names and our goodwill as a part of the "Muthoot Pappachan" Group may be adversely affected, which in turn could adversely affect our business and results of operations. Any such change of control could also significantly influence our business policies and operations.

We benefit in several ways from other entities under the "Muthoot Pappachan" Group. Our customer base over the years has comprised of customers of other entities in the Muthoot Pappachan Group, such as customers of Muthoot Capital Services Limited and MHFCL. Accordingly, any disassociation of our Company from the Muthoot Pappachan Group could adversely affect our ability to attract customers and to expand our business, which in turn could adversely affect our goodwill, operations and profitability.

**30. *The trademark/service mark and logo in connection with the "Muthoot Pappachan" brand and the "Muthoot Fincorp" logo are pending registration in various classes including classes which pertain to our Company's business. Our failure to protect our intellectual property may adversely affect our goodwill, operations and profitability.***

The trademark/service mark and logo in connection with the "Muthoot Pappachan" brand and the "Muthoot Fincorp" logo are pending registration in various classes including classes which pertain to our Company's business. Our Promoters have applied for but not obtained registrations in connection with protection of the aforesaid trademarks and logos. Presently, the status of our application is 'opposed' as on date, however there is no restriction on the usage of the mark. There can be no assurance that our Promoters would be able to obtain registrations of the aforesaid logos and trademarks under each or all of the classes. Once such trademarks and/or logos are registered we intend to enter into an agreement with our Promoters for the use of such logos and/or trademarks. There can be no assurance that we would be able to enter into such agreement(s) with our Promoters on terms which are commercially favourable to us, or at all. Further, if the commercial terms and conditions including the consideration payable pursuant to the said agreement are revised unfavourably, our Company may be required to allocate larger portions of its profits and/or revenues towards such consideration, which would adversely affect our profitability.

Any failure to protect our intellectual property rights may adversely affect our competitive business position. If any of our unregistered trademarks or proprietary rights are registered by a third party, we may not be able to make use of such trademark or propriety rights in connection with our business and consequently, we may be unable to capitalize on the brand recognition associated with our Company. Until such time that we have rights in connections with registered trademarks, we can only seek relief against "passing off" by other entities. Accordingly, we may be required to invest significant resources in developing a new brand. Further, the intellectual property protection obtained by us may be inadequate and/or we may be unable to detect any unauthorised use and/or that we may need to undertake expensive and time-consuming litigation to protect our intellectual property rights and this may have an adverse effect on our business, prospects, results of operations and financial condition. We operate in a competitive environment and we believe that our brand recognition is a significant competitive advantage to us. Any such failure to protect our intellectual property rights could require us to incur additional costs and may adversely impact our goodwill, business prospects and results of operations.

**31. *We do not own most of our branch offices and our registered office. Any failure on our part to execute and/or renew lease and license agreements and/or lease deeds in connection with such offices or failure to locate alternative offices in case of termination of the leases and/or leave and license arrangements in connection with***

*any branch could adversely affect our operations and profitability.*

Our Registered Office and most of our branches are located on leased and/or licensed premises. If any of the owners of these premises does not renew an agreement under which we occupy the premises, attempt to evict us or seek to renew an agreement on terms and conditions unfavourable to us, we may suffer a disruption in our operations or increased costs, or both, which may adversely affect our business and results of operations. Further, most of our lease agreements with respect to our immovable properties may not be adequately stamped or duly registered. Unless such documents are adequately stamped or duly registered, such documents may be rendered as inadmissible as evidence in a court in India, may not be authenticated by any public officer, or attract penalty as prescribed under applicable law, which impact our ability to enforce these agreements effectively, which may result in a material adverse effect on the continuance of the operations and business of our Company.

**32. We have certain contingent liabilities which may adversely affect our financial condition if they materialise.**

Our financial statements disclosed and reflected the following contingent liabilities:

**Contingent Liabilities (to the extent not provided for)**

(₹ in lakhs)

Particulars	As at December 31, 2023	As at March 31, 2023	As at March 31, 2022	As at March 31, 2021
<b>Claims against the Company not acknowledged as debt</b>				
i. Income Tax Demands	5,822.91	3,420.85	3,419.85	6,334.02
ii. Service Tax Demands	5,106.18	5,106.18	5,106.18	5,106.18
iii. Value Added Tax Demands	-	1,327.12	1,327.12	1,432.70
iv. Goods and Services Tax	777.39	-	-	-
v. Bank Guarantees	118.86	43.81	36.90	36.69
vi. Cash Margin on Securitisation	-	-	-	-
vii. Claims not acknowledged as debt in view of counter claims raised	-	-	917.78	-
viii. Our company had filed a writ petition dated July 30, 2019 (“ <b>Petition</b> ”) before the Madras High Court challenging the order passed by the Income Tax Settlement Commission, Chennai Bench abating the proceedings before it relating to the settlement application filed by the our company dated December 17, 2017 (“ <b>Settlement Application</b> ”), inter alia praying for stay on proceedings initiated by the Joint Commissioner of Income Tax, Central Circle, Thiruvananthapuram post abatement of proceedings by the settlement commission. The tax and interest due on the issues forming part of the Settlement Application aggregates to ₹740.6 million. The Settlement Application related to notices received under Section 148 for Assessment Year 2010-11, under Section 147 of the IT Act, as per which the income chargeable to tax for the assessment years 2011-12 to 2016-17 of our company had not been assessed, and Section 153A of the IT Act, as per which our company was required to prepare true and correct return of which our company was assessable for the assessment years 2011-2012 to 2016-2017 and for Assessment Year 2017-18, assessment of which was deemed to be pending by virtue of explanation (iv) to Section 245A(b) as on date of filing the settlement application. The Madras High Court pursuant to its order dated June 29, 2022 dismissed the Petition on the grounds that the cause of action of the matter has arisen fully in Kerala and not within the territorial jurisdiction of the Madras High Court, thereby ousting its jurisdiction to entertain the petition. Accordingly, our company filed a writ petition before the High Court of Kerala (“ <b>High Court</b> ”) wherein the High Court had passed an order dated April 3, 2023 directing the Interim Board for Settlement to reconsider the Settlement Application of the our company afresh. The Interim Board of Settlement has passed an order dated November 15, 2023 opining on the settlement of income under the matter along with the interest to be charged and granting immunity to our company from prosecution and penalty imposed under the Income Tax Act. The Deputy Commissioner of Income Tax, Central Circle, Thiruvananthapuram has passed Orders giving effect to the Order of the Honorable Interim Board for Settlement for the Assessment Years 2010-11 to 2017-18 with demands aggregating to Rs.13,892.97 lakhs and refunds aggregating to Rs.4,675.93 lakhs. The said Orders were received on March 19, 2024 and the Company is evaluating the year-wise Orders passed				

In the event that any of these contingent liabilities materialise, our financial condition may be adversely affected.

**33. We and some of our Directors and Promoters are involved in various legal and other proceedings that if determined against us could have a material adverse effect on our business, financial condition and results of operations.**

We and some of our Directors and Promoters are currently involved in a number of legal proceedings arising in the ordinary course of our business. These proceedings are pending at different levels of adjudication before various

courts and tribunals, primarily relating to civil suits and tax disputes.

We cannot provide any assurance in relation to the outcome of these proceedings. An adverse decision in these proceedings could materially and adversely affect our business, financial condition and results of operations. Further, there is no assurance that similar proceedings will not be initiated against us in the future.

**34. *We are required to comply with strict regulations and guidelines issued by regulatory authorities in India. Any non-compliance with such regulations/guidelines may affect our status of operations.***

We are regulated principally by and have reporting obligations to the RBI. We are also subject to the corporate, taxation and other laws in effect in India. The regulatory and legal framework governing us may continue to change as India's economy and commercial and financial markets evolve. In recent years, existing rules and regulations have been modified, new rules and regulations have been enacted and reforms have been implemented which are intended to provide tighter control and more transparency in India's asset finance sector.

Compliance with many of the regulations applicable to our operations may involve significant costs and otherwise may impose restrictions on our operations. If the interpretation of the regulators and authorities varies from our interpretation, we may be subject to penalties and the business of our Company could be adversely affected. Our present operations may not meet all regulatory requirements or subsequent regulatory amendments. There can be no assurance that changes in these regulations and the enforcement of existing and future rules by governmental and regulatory authorities will not adversely affect our business and future financial performance.

For instance, pursuant to RBI guidelines and based on the recommendations of the K.U.B Rao Committee, NBFCs are required to be more transparent to the borrower and bring standardization in valuation. Consequently, gold jewellery accepted as collateral shall have to be valued at the average of the closing price of 22 carat gold for the preceding 30 days as quoted by The Bombay Bullion Association Limited ("BBA") or the historical spot gold price data publicly disseminated by a commodity exchange regulated by the Forward Markets Commission. The Loan to Value ratio remains at 75%. While accepting the gold as collateral, NBFCs are required to give in writing to the borrower, on their letter head giving the purity (in terms of carats) and weight of the gold. If the gold is of purity less than 22 carats, the NBFC should translate the collateral into 22 carat and state the exact grams of the collateral. High value loans of ₹2 lakh and above must only be disbursed by cheque. Further, NBFCs have also been prohibited from issuing advertisements claiming the availability of loans in a matter of 2-3 minutes. Consequently, these guidelines could have an adverse effect on our results of operation and financial condition.

Further, existing NBFCs having more than 1,000 branches shall have to approach the RBI for prior approval for any further branch expansion.

**35. *Our ability to assess, monitor and manage risks inherent in our business differs from the standards of some of our counterparts in India and in some developed countries. Inability to effectively manage our risk management systems can adversely affect our business, financial condition and results of operation.***

We are exposed to a variety of risks, including liquidity risk, interest rate risk, credit risk, operational risk and legal risk. The effectiveness of our risk management is limited by the quality and timeliness of available data.

Our hedging strategies and other risk management techniques may not be fully effective in mitigating our risks in all market environments or against all types of risk, including risks that are unidentified or unanticipated. Some methods of managing risks are based upon observed historical market behavior. As a result, these methods may not predict future risk exposures, which could be greater than the historical measures indicated. Other risk management methods depend upon an evaluation of information regarding markets, customers or other matters. This information may not in all cases be accurate, complete, current, or properly evaluated. Management of operational, legal or regulatory risk requires, among other things, policies and procedures to properly record and verify a number of transactions and events. Although we have established these policies and procedures, they may not be fully effective. Our future success will depend, in part, on our ability to respond to new technological advances and evolving NBFC and gold loan sector standards and practices on a cost-effective and timely basis. The development and implementation of such technology entails significant technical and business risks. There can be no assurance that we will successfully implement new technologies or adapt our transaction-processing systems to customer requirements or evolving market standards and any failure to do so can adversely affect our business, financial condition and results of operation.

**36. *We have entered into certain related party transactions and may continue to do so in the future.***

We have entered into transactions with related parties, within the meaning of AS 18 as notified by the Companies (Accounting Standards) Rules, 2006 including our Promoters, Directors and related entities. We can give no assurance that we could not have achieved more favourable terms had such transactions not been entered into with related parties. Furthermore, it is likely that we will enter into related party transactions in the future. There can be no assurance that such transactions, individually or in the aggregate, will not have an adverse effect on our financial condition and results of operations.

Such transactions may give rise to current or potential conflicts of interest with respect to dealings between us and such related parties. Additionally, there can be no assurance that any dispute that may arise between us and related parties will be resolved in our favour.

**37. *Our success depends in large part upon our management team and key personnel and our ability to attract, train and retain such persons.***

Our ability to sustain our rate of growth depends significantly upon our ability to manage key issues such as selecting and retaining key managerial personnel, developing managerial experience to address emerging challenges and ensuring a high standard of client service. In order to be successful, we must attract, train, motivate and retain highly skilled employees, especially branch managers and product executives and gold assessment technical personnel. If we cannot hire additional qualified personnel or retain them, our ability to expand our business will be impaired and our revenue could decline. We will need to recruit new employees, who will have to be trained and integrated into our operations. In addition, we may not be able to hire and retain enough skilled and experienced employees to replace those who leave or may not be able to deploy and retain our employees to keep pace with continuing changes in technology, evolving standards and changing customer preferences. We will also have to train existing employees to adhere properly to internal controls and risk management procedures. Failure to train and motivate our employees properly may result in an increase in employee attrition rates, divert management resources and subject us to incurring additional human resource related expenditure. Hiring and retaining qualified and skilled managers are critical to our future, as our business model depends on our credit-appraisal and asset valuation mechanism, which are personnel-driven operations. Moreover, competition for experienced employees in the finance sector can be intense. Our inability to attract and retain talented professionals, or the resignation or loss of key management personnel, may have an adverse impact on our business and future financial performance.

**38. *Our results of operations could be adversely affected by any disputes with our employees.***

As of December 31, 2023, we employed 20,645 employees including 93 contracted experts in our operations. Currently, none of our employees are members of any labour union. While we believe that we maintain good relationships with our employees, there can be no assurance that we will not experience future disruptions to our operations due to disputes or other problems with our work force, which may adversely affect our business and results of operations.

**39. *Our inability to obtain, renew or maintain our statutory and regulatory permits and approvals required to operate our business may have a material adverse effect on our business.***

We require certain statutory and/or regulatory permits and approvals for our business.

NBFCs in India are subject to strict regulations and supervision by the RBI. In addition to the numerous conditions required for the registration as a NBFC with the RBI, we are required to maintain certain statutory and regulatory permits and approvals for our business. In the future, we will be required to renew such permits and approvals and obtain new permits and approvals for any proposed operations. There can be no assurance that the relevant authorities will issue any of such permits or approvals in a timely manner or at all, and/or on favourable terms and conditions. Failure by us to comply with the terms and conditions to which such permits or approvals are subject, and/or to renew, maintain or obtain the required permits or approvals may result in the interruption of our operations and may have a material adverse effect on our business, financial condition and results of operations.

In addition, our branches are required to be registered under the relevant shops and establishments laws of the states in which they are located. The shops and establishment laws regulate various employment conditions, including working hours, holidays and leave and overtime compensation. If we fail to obtain or retain any of these approvals or licenses, or renewals thereof, in a timely manner, or at all, our business may be adversely affected. If we fail to comply, or a regulator claims we have not complied, with any of these conditions, our certificate of registration may be suspended or cancelled, and we shall not be able to carry on such activities.



**40. *We are subject to supervision and regulation by RBI as an NBFC-ML, and any adverse changes in RBI's regulations governing us could adversely affect our business.***

We are regulated principally by and have reporting obligations to the RBI. We are also subject to the corporate, taxation and other laws in effect in India. The regulatory and legal framework governing us may continue to change as India's economy and commercial and financial markets evolve. In recent years, existing rules and regulations have been modified, new rules and regulations have been enacted and reforms have been implemented which are intended to provide tighter control and more transparency in India's asset finance sector. We are subject to the RBI's guidelines on financial regulation of NBFCs, including capital adequacy, exposure and other prudential norms. The RBI also regulates the credit flow by banks to NBFCs and provides guidelines to commercial banks with respect to their investment and credit exposure norms for lending to NBFCs. The RBI's regulations of NBFCs could change in the future which may require us to restructure our activities, incur additional cost, impose restrictions on banks in relation to the exposure to NBFCs or could otherwise adversely affect our business and our financial performance. The RBI, from time to time, amends the regulatory framework governing NBFCs to address, among others, concerns arising from certain divergent regulatory requirements for banks and NBFCs. The laws and regulations governing the banking and financial services industry in India have become increasingly complex and cover a wide variety of issues, such as interest rates, liquidity, securitisation, investments, ethical issues, money laundering and privacy. In some cases, there are overlapping regulations and enforcement authorities. Moreover, these laws and regulations can be amended, supplemented or changed at any time such that we may be required to restructure our activities and incur additional expenses to comply with such laws and regulations, which could materially and adversely affect our business and our financial performance. Compliance with many of the regulations applicable to our operations in India, including any restrictions on investments, lending and other activities currently being carried out by our Company, involves a number of risks, particularly in areas where applicable regulations may be subject to varying interpretations. Further, compliance with many of the regulations applicable to our operations may involve significant costs and otherwise may impose restrictions on our operations. If the interpretation of the regulators and authorities varies from our interpretation, we may be subject to penalties and our business could be adversely affected. We are also subject to changes in Indian laws, regulations and accounting principles and practices. There can be no assurance that the laws governing our Company and its operations will not change in the future or that such changes or the interpretation or enforcement of existing and future laws and rules by governmental and regulatory authorities will not adversely affect our business and future financial performance.

**41. *Our insurance coverage may not be adequate to protect us against potential losses. Any liability in excess of our insurance claim could have a material adverse effect on our results of operations and financial position.***

We maintain such insurance coverage that we believe is adequate for our operations. Our insurance policies, however, may not provide adequate coverage in certain circumstances and are subject to certain deductibles, exclusions and limits on coverage. We cannot, however, assure you that the terms of our insurance policies will be adequate to cover any damage or loss suffered by us or that such coverage will continue to be available on reasonable terms or will be available in sufficient amounts to cover one or more large claims or that the insurer will not disclaim coverage as to any future claim.

A successful assertion of one or more large claims against us that exceeds our available insurance coverage or changes in our insurance policies including premium increases or the imposition of a larger deductible or co-insurance requirement could adversely affect our business, financial condition and results of operations. We maintain insurance cover for our free hold real estate and tangible properties and infrastructure at all owned and leased premises which provide insurance cover against loss or damage by fire, earthquake, lightning, riot, strike, storm, flood, explosion, aircraft damage, rock-slide and missile testing. Further we maintain insurance cover for employee fidelity, cash and gold in the office premises and in transit which provides insurance cover against loss or damage by employee theft, burglary, house breaking and hold up. The aggregate insured value covered by the various insurance policies we have subscribed may be less than the replacement cost of all covered property and may not be sufficient to cover all financial losses that we may suffer should a risk materialise. Further, there are many events that could significantly impact our operations, or expose us to third-party liabilities, for which we may not be adequately insured. If we were to incur a significant liability for which we were not fully insured, it could have a material adverse effect on our results of operations and financial position.

**42. *Our internal procedures, on which we rely for obtaining information on our customers and loan collateral, may be deficient and result in business losses.***

We rely on our internal procedures for obtaining information on our customers and loan collateral provided. In the event of lapses or deficiencies in our procedures or in their implementation, we may be subject to business or

operational risk. For example, in the event that we unknowingly receive stolen goods as collateral from a customer, the goods can be seized by the authorities. Once seized by the authorities, gold items will be stored in court storage facilities without a surety arrangement unless released to the Company from safe custody, upon a specific order. No recourse will generally be available to the Company in the event of such seizure, except the recovery of the loss from the customer.

**43. *Increase in competition from our peer group in the finance sector may result in reduction of our market share, which in turn may adversely affect our profitability.***

We have been increasingly facing competition from domestic and foreign banks and NBFCs in each of our lines of businesses. Some of our competitors are very aggressive in underwriting credit risk and pricing their products and may have access to funds at a lower cost, wider networks and greater resources than our Company. Our financial condition and results of operations are dependent on our ability to obtain and maintain funds at low costs and to provide prompt and quality services to our customers. If our Company is unable to access funds at a cost comparable to or lower than our competitors, we may not be able to offer loans at competitive interest rates to our customers.

While our Company believes that it has historically been able to offer competitive interest rates on the loans extended to our customers, there can be no assurance that our Company will be able to continue to do so in the future. An increase in competition from our peer group may result in a decline in our market share, which may in turn result in reduced incomes from our operations and may adversely affect our profitability.

**44. *Conflicts of interest may arise out of common business objects shared by our Company and certain other entities promoted by our Promoters.***

Certain decisions concerning our operations or financial structure may present conflicts of interest among our Promoters, other Shareholders, Directors, executive officers and the holders of equity shares. Our Promoters have interests in other companies and entities that may compete with us, including other companies and partnership firms that conduct businesses with operations that are similar to ours.

Our Promoters and Group entities have interests in the following entities that are engaged in businesses similar to ours and this may result in potential conflicts of interest with the Company.

**Companies:**

- Muthoot Capital Services Limited;
- Muthoot Housing Finance Company Limited;
- Muthoot Microfin Limited;

Except as disclosed in this Tranche IV Prospectus, we have not entered into any non-compete agreement with our Promoter and/or such entities promoted by our Promoter. To this extent, we may have a potential conflict of interest between such entities and our Company. Further, there is no requirement or undertaking for our Promoters to conduct or direct any opportunities in the gold loans and/or NBFC business only to or through us. As a result, conflict of interests may arise in allocating or addressing business opportunities and strategies amongst our Company and other entities promoted by our Promoters in circumstances where our interests differ from theirs. In cases of conflict, our Promoters may favour other entities in which our Promoters have an interest, as listed above. There can be no assurance that the interests of our Promoters will be aligned in all cases with the interests of our minority shareholders or the interests of our Company. There can be no assurance that entities promoted by our Promoters will not compete with our existing business or any future business that we may undertake or that their interests will not conflict with ours.

Commercial transactions in the future between us and related parties could result in conflicting interests. A conflict of interest may occur directly or indirectly between our business and the business of our Promoters which could have an adverse effect on our operations. Conflicts of interest may also arise out of common business objectives shared by us, our Promoters, directors and their related entities. Our Promoters, directors and their related entities may compete with us and have no obligation to direct any opportunities to us. There can be no assurance that these or other conflicts of interest will be resolved in an impartial manner.

**45. *We may not be able to detect money-laundering and other illegal or improper activities fully or on a timely basis, which could expose us to additional liability and harm our business or reputation.***

We are required to comply with applicable anti-money-laundering, anti-terrorism laws and other applicable regulations in India. We, in the course of our operations, run the risk of failing to comply with the prescribed KYC

procedures and the consequent risk of fraud and money laundering by dishonest customers despite putting in place systems and controls to prevent the occurrence of these risks. In our pursuit of business, we run the risk of inadvertently offering our financial products and services ignoring customer suitability and appropriateness despite having a Board approved customer suitability policy and associated processes in place. To the extent the Company fails to fully comply with applicable laws and regulations, the relevant government agencies to which the Company reports have the power and authority to impose fines and other penalties. In addition, the Company's business and reputation could suffer if customers use the Company for money-laundering or illegal or improper purposes. Any potential penalties or liabilities imposed by the relevant regulators on such matters may adversely affect the Company's financial condition and results of operations.

**46. *Any failure by us to identify, manage, complete and integrate acquisitions, divestitures and other significant transactions successfully could adversely affect our results of operations, business prospects and/or cash flows.***

Our current business strategy is to leverage on our experience in the gold loans industry and to expand our branch network and increase our gold loan portfolio. We cannot assure you that we will continue to follow these business strategies. In the future, we may decide to diversify into other businesses. We may also explore opportunities for expansion into new geographic markets outside India. We have stated our objectives for raising funds through the Tranche IV Issue and have set forth our strategy for our future business herein. However, depending on prevailing market conditions and other commercial considerations, our business model in the future may change from what is described herein. We cannot assure you that any diversification into other businesses will be beneficial to us. Further, any failure to successfully diversify in new businesses can adversely affect our financial condition.

As part of our business strategy, we may acquire complementary companies or businesses, divest non-core businesses or assets, enter into strategic alliances and joint ventures and make investments to further our business. In order to pursue this strategy successfully, we must identify suitable candidates for and successfully complete such transactions, some of which may be large and complex, and manage the integration of acquired companies or employees. We may not fully realise all of the anticipated benefits of any such transaction within the anticipated timeframe or at all. Any increased or unexpected costs, unanticipated delays or failure to achieve contractual obligations could make such transactions less profitable or unprofitable. Managing business combination and investment transactions requires varying levels of management resources, which may divert our attention from other business operations, may result in significant costs and expenses and charges to earnings. The challenges involved in integration include:

- i. combining product offerings and entering into new markets in which we are not experienced;
- ii. consolidating and maintaining relationships with customers;
- iii. consolidating and rationalising transaction processes and corporate and information technology infrastructure;
- iv. integrating employees and managing employee issues;
- v. coordinating and combining administrative and other operations and relationships with third parties in accordance with applicable laws and other obligations while maintaining adequate standards, controls and procedures;
- vi. achieving savings from infrastructure integration; and
- vii. managing other business, infrastructure and operational integration issues.

Any such acquisition may also result in earnings dilution, the amortisation of goodwill and other intangible assets or other charges to operations, any of which could have a material adverse effect on our business, financial condition or results of operations. These acquisitions may give rise to unforeseen contingent risks or latent liabilities relating to these businesses that may only become apparent after the merger or the acquisition is finalised. Such acquisitions could involve numerous additional risks, including, without limitation, difficulties in the assimilation of the operations, products, services and personnel of any acquired company and could disrupt our ongoing business, distract our management and employees and increase our expenses.

In addition, in order to finance an acquisition, we may be required to make additional borrowings or may issue additional Equity Shares, potentially leading to dilution of existing shareholders.

**47. *We have not entered into any definitive agreements to utilise a substantial portion of the net proceeds of the Issue.***

We intend to use the net proceeds for the purposes as identified on page 56 ("*Objects of the Tranche IV Issue*"), the net proceeds shall not be utilized for investment in real estate. Our management will have broad discretion to use the net proceeds and you will be relying on the judgment of our management regarding the application of these net proceeds. Our funding requirements are based on current conditions and are subject to change in light of changes in

external circumstances or in our financial condition, business or strategy. Our management, in response to the competitive and dynamic nature of the industry, will have the discretion to revise its business plan from time to time. Any such change in our plans may require rescheduling of our current plans or discontinuing existing plans and an increase or decrease in the fund requirements for the objects, at the discretion of the management. Pending utilisation for the purposes described above, we intend to temporarily invest the funds in interest bearing liquid instruments including deposits with banks and investments in liquid (not equity) mutual funds. Such investments would be in accordance with the investment policies approved by our Board from time to time.

**48. *We continue to be controlled by our Promoters and they will continue to have the ability to exercise significant control over us. We cannot assure you that exercise of control by our Promoters will always favour our best interest.***

Our Promoters hold 79.68% of our total outstanding paid up Equity Shares as on December 31, 2023. Our Promoters exercise significant control over us, including being able to control the composition of our Board and determine matters requiring shareholder approval or approval of our Board. Our Promoters may take or block actions with respect to our business, which may conflict with our interests or the interests of our minority shareholders. By exercising their control, our Promoters could delay, defer or cause a change of our control or a change in our capital structure, delay, defer or cause a merger, consolidation, takeover or other business combination involving us, discourage or encourage a potential acquirer from making a tender offer or otherwise attempting to obtain control of us which may not favour our best interest.

**49. *Our business and activities may be regulated by the Competition Act, 2002.***

The Competition Act, 2002 (the “**Competition Act**”) seeks to prevent business practices that have a material adverse effect on competition in India. Under the Competition Act, any arrangement, understanding or action in concert between enterprises, whether formal or informal, which causes or is likely to cause a material adverse effect on competition in India is void and attracts substantial monetary penalties. Any agreement that directly or indirectly determines purchase or sale prices, limits or controls production, shares the market by way of geographical area, market, or number of customers in the market is presumed to have a material adverse effect on competition. Provisions of the Competition Act relating to the regulation of certain acquisitions, mergers or amalgamations which have a material adverse effect on competition and regulations with respect to notification requirements for such combinations came into force on June 1, 2011. The effect of the Competition Act on the business environment in India is unclear. If we are affected, directly or indirectly, by the application or interpretation of any provision of the Competition Act, or any enforcement proceedings initiated by the Competition Commission of India, or any adverse publicity that may be generated due to scrutiny or prosecution by the Competition Commission of India, it may have a material adverse effect on our business, prospects, results of operations, cash flows and financial condition.

**50. *The bankruptcy code in India may affect our rights to recover loans from borrowers.***

The Insolvency and Bankruptcy Code, 2016 (“**Bankruptcy Code**”) was notified on August 5, 2016. The Bankruptcy Code offers a uniform and comprehensive insolvency legislation encompassing all companies, partnerships and individuals (other than financial firms). It allows creditors to assess the viability of a debtor as a business decision, and agree upon a plan for its revival or a speedy liquidation. The Bankruptcy Code creates a new institutional framework, consisting of a regulator, insolvency professionals, information utilities and adjudicatory mechanisms, which will facilitate a formal and time-bound insolvency resolution and liquidation process. In case insolvency proceedings are initiated against a debtor to our Company, we may not have complete control over the recovery of amounts due to us. Under the Bankruptcy Code, upon invocation of an insolvency resolution process, a committee of creditors is constituted by the interim resolution professional, wherein each financial creditor is given a voting share proportionate to the debts owed to it. Bankruptcy Code provides a 180-day timeline which may be extended by 90 days when dealing with insolvency resolution applications. Subsequently, the insolvency resolution plan prepared by the insolvency professionals has to be approved by 66% of voting share of financial creditors, which requires sanction by the adjudicating authority and, if rejected, the adjudicating authority will pass an order for liquidation. Any resolution plan approved by committee of creditors is binding upon all creditors, even if they vote against it. In case a liquidation process is opted for, the Bankruptcy Code provides for a fixed order of priority in which proceeds from the sale of the debtor’s assets are to be distributed. Before sale proceeds are distributed to a secured creditor, they are to be distributed for the costs of the insolvency resolution and liquidation processes, debts owed to workmen and other employees rank at par with those owed to secured creditors, and thereafter the debts owed to unsecured creditors shall be paid. Further, under this process, dues owed to the Central and State Governments rank at par with those owed to secured creditors for any amount unpaid following the separate enforcement of security interest. Moreover, other secured creditors may decide to opt out of the process, in which case they are permitted to realise their security interests in priority. Accordingly, if the provisions of the Bankruptcy

Code are invoked against any of the borrowers of our Company, it may affect our Company's ability to recover our loans from the borrowers and enforcement of our Company's rights will be subject to the Bankruptcy Code.

## **EXTERNAL RISK FACTORS**

### **Risks Relating to the Indian Economy**

**51. *A slowdown in economic growth in India could cause our business to be adversely affected.***

Our results of operations are significantly affected by factors influencing the Indian economy and the global economy in general. Any slowdown in economic growth in India could adversely affect us, including our ability to grow our loan portfolio, the quality of our assets, and our ability to implement our strategy.

Any slowdown in the growth or negative growth of sectors where we have a relatively higher exposure could adversely impact our performance. Any such slowdown, and in particular the financing requirement of our customers could adversely affect our business, prospects, results of operations and financial condition.

**52. *Political instability or changes in GoI could adversely affect economic conditions in India generally, and consequently, our business in particular.***

GoI has traditionally exercised and continues to exercise a significant influence over many aspects of the economy. Since 1991, successive governments have pursued policies of economic and financial sector liberalisation and deregulation and encouraged infrastructure projects. There can be no assurance that these liberalized policies will continue in the future as well. A significant change in GoI's policies in the future, particularly in respect of the gold loan NBFCs and the gold loan industry, could affect business and economic conditions in India. This could also adversely affect our business, prospects, results of operations and financial condition.

**53. *We may be adversely affected by increase in taxes and duties.***

Tax and other levies imposed by the central and state governments in India that affect our tax liability include central and state taxes and other levies, income tax, goods and service tax, stamp duty and other special taxes and surcharges which are introduced on a temporary or permanent basis from time to time. Moreover, the central and state tax scheme in India is extensive and subject to change from time to time. Taxes and duties, including those taxes and duties on certain types of trade transactions and industries affecting the movement and transportation of goods in India, may affect our business, financial condition and results of operations. There can be no assurance that the current levels of taxes, tariffs and duties will not increase in the future, or that State Governments will not introduce additional levies, each of which may result in increased operating costs and lower income. To the extent additional levies are imposed, there can be no assurance that we will be able to pass such cost increases on to our customers.

**54. *Significant fluctuations in exchange rates between the Rupee and foreign currencies may have an adverse effect on our results of operations.***

Our results of operations may be adversely affected if the Indian rupee fluctuates significantly against foreign currencies or if our hedging strategy is unsuccessful. To the extent that our income and expenditures are not denominated in Indian rupees, despite us entering into foreign exchange hedging contracts from time to time, exchange rate fluctuations could affect the amount of income and expenditure we recognise. In addition, the policies of RBI may also change from time to time, which may limit our ability to hedge our foreign currency exposures adequately.

**55. *Natural calamities could have a negative impact on the Indian economy and could cause our business to be adversely affected.***

India has experienced natural calamities such as earthquakes, tsunamis, floods and drought in the recent past. The extent and severity of these natural disasters determine their impact on the Indian economy. In previous years, many parts of India received significantly less than normal rainfall. As a result, the agricultural sector recorded minimal growth. Prolonged spells of below normal rainfall in the country or other natural calamities could have a negative impact on the Indian economy, thereby affecting our business, prospects, results of operations and financial condition.

**56. *If regional hostilities, terrorist attacks or social unrest in India increases, our business could be adversely affected.***

India has from time to time experienced social and civil unrest and hostilities within itself and with neighbouring countries. India has also experienced terrorist attacks in some parts of the country. India has experienced terrorist attacks in some parts of the country, including in July 2011 in Mumbai, India's financial capital, which resulted in the loss of life, property and business. These hostilities and tensions and/or the occurrence of terrorist attacks have the potential to cause political or economic instability in India and adversely affect our business and future financial performance. Further, India has also experienced social unrest in some parts of the country. If such tensions occur in other parts of the country, leading to overall political and economic instability, it could have an adverse effect on our business, prospects, results of operations and financial condition. These hostilities and tensions could lead to political or economic instability in India and possible adverse effects on the Issuer's business, its future financial performance and the trading price of the NCDs. Furthermore, India has also experienced social unrest in some parts of the country. If such tensions occur in other parts of the country, leading to overall political and economic instability, it could have an adverse effect on the Issuer's business, future financial performance and the trading price of the NCDs.

**57. *If more stringent labour laws or other industry standards in the jurisdictions in which we operate become applicable to us, our profitability may be adversely affected.***

We are subject to a number of stringent labour laws and restrictive contractual covenants related to levels of employment. India has stringent labour legislation that protects the interests of workers, including legislation that sets forth detailed procedures for dispute resolution and employee removal, payment of overtime to employees and legislation that imposes financial obligations on employers upon retrenchment. In the future, if we are also required to supply manpower as part of our services, we shall incur additional cost in addition to be exposed to other labour legislation. If labour laws become more stringent or are more strictly enforced, it may become difficult for us to maintain flexible human resource policies, discharge employees or downsize, any of which could adversely affect our business, results of operations, financial condition and cash flows.

**58. *Any downgrading of India's sovereign rating by an international rating agency (ies) may affect our business and our liquidity to a great extent.***

Any adverse revision to India's credit rating for domestic and international debt by international rating agencies may adversely impact our ability to raise additional finances at favourable interest rates and other commercial terms. This could have an adverse effect on our growth, financial performance and our operations. Instances of corruption in India have the potential to discourage investors and derail the growth prospects of the Indian economy. Corruption creates economic and regulatory uncertainty and could have an adverse effect on our business, profitability and results of operations. The Indian economy has had sustained periods of high inflation. Should inflation continue to increase sharply, our profitability and results of operations may be adversely impacted. High rates of inflation in India could increase our employee costs which could have an adverse effect on our profitability and results of operations.

**59. *A decline in India's foreign exchange reserves may affect liquidity and interest rates in the Indian economy, which could adversely impact our financial condition.***

A decline in India's foreign exchange reserves could impact the valuation of the Rupee and could result in reduced liquidity and higher interest rates which could adversely affect our financial condition.

**60. *Changing laws, rules and regulations and legal uncertainties, including adverse application of tax laws and regulations, may adversely affect our business and financial performance.***

Our business and financial performance could be adversely affected by unfavourable changes in or interpretations of existing, or the promulgation of new laws, rules and regulations applicable to us and our business.

There can be no assurance that the Government of India may not implement new regulations and policies which will require us to obtain approvals and licenses from the Government of India and other regulatory bodies or impose onerous requirements and conditions on our operations. Any such changes and the related uncertainties with respect to the applicability, interpretation and implementation of any amendment to, or change to governing laws, regulation or policy in the jurisdictions in which we operate may have a material adverse effect on our business, financial condition and results of operations. In addition, we may have to incur expenditures to comply with the requirements of any new regulations, which may also materially harm our results of operations. Any unfavourable changes to the laws and regulations applicable to us could also subject us to additional liabilities.

The application of various Indian tax laws, rules and regulations to our business, currently or in the future, is subject to interpretation by the applicable taxation authorities. If such tax laws, rules and regulations are amended, new adverse laws, rules or regulations are adopted or current laws are interpreted adversely to our interests, the results could increase our tax payments (prospectively or retrospectively) and/or subject us to penalties. Further, changes in capital gains tax or tax on capital market transactions or sale of shares could affect investor returns. As a result, any such changes or interpretations could have an adverse effect on our business and financial performance.

## **RISKS RELATING TO THE NCDS**

### **61. *We have not independently verified certain industry data in this Tranche IV Prospectus.***

We and the Lead Manager have not independently verified the data from industry publications contained herein including the CRISIL Report and although we believe these sources to be reliable, we cannot assure you that they are complete or reliable. Such data may also be produced on a different basis from comparable information compiled with regards to other countries. Unless stated otherwise, macroeconomic and industry data used throughout this Tranche IV Prospectus has been obtained from the CRISIL Report and from publicly available data prepared by providers of industry information, government sources and multilateral institutions. Therefore, matters relating to India, the Indian economy, as well as NBFCs, the gold loan industry, that are included herein are subject to the caveat that the statistical and other data upon which it is based have not been verified by us and may be incomplete, inaccurate or unreliable. Due to possibly flawed or ineffective data collection methods or discrepancies between published information and market practice and other problems, the statistics herein may be inaccurate or may not be comparable to statistics produced elsewhere and should not be unduly relied upon. Further, we cannot assure you that they are stated or compiled on the same basis or with the same degree of accuracy, as the case may be, elsewhere.

### **62. *There is no assurance that the NCDs issued pursuant to the Tranche IV Issue will be listed on BSE in a timely manner.***

In accordance with Indian law and practice, permissions for listing and trading of the NCDs issued pursuant to the Tranche IV Issue will not be granted until after the NCDs have been issued and allotted. While an in-principle approval from the BSE has been obtained prior to filing of the final Prospectus, approval for listing and trading will require all relevant documents to be submitted to BSE. While the Company will use its best efforts to ensure that all steps for completion of the necessary formalities for allotment, listing and commencement of trading at BSE are taken within 6 Working Days of the Tranche IV Issue Closing Date, there can be no assurance that it will be completed in a timely manner. There could be a failure or delay in listing the NCDs on BSE.

We cannot assure you that the monies refundable to you, on account of (a) withdrawal of your applications, (b) withdrawal of the Issue, or (c) failure to obtain the final approval from the BSE for listing of the NCDs, will be refunded to you in a timely manner. We, however, shall refund such monies, without interest, as prescribed under applicable statutory and/or regulatory provisions.

### **63. *You may not be able to recover, on a timely basis or at all, the full value of the outstanding amounts and/or the interest accrued thereon in connection with the NCDs.***

Our ability to pay interest accrued on the NCDs and/or the principal amount outstanding from time to time in connection therewith would be subject to various factors, including our financial condition, profitability and the general economic conditions in India and in the global financial markets. We cannot assure you that we would be able to repay the principal amount outstanding from time to time on the NCDs and/or the interest accrued thereon in a timely manner, or at all. Although the Company has undertaken to create appropriate security in favour of the Debenture Trustee to the Issue for the Secured NCD Holders on the assets adequate to ensure 100% security cover on the outstanding amounts of the Secured NCDs and interest thereon, the realisable value of the secured assets may be lower than the outstanding principal and/or interest accrued thereon in connection with the Secured NCDs. A failure or delay to recover the expected value from a sale or disposition of the assets charged as security in connection with the Secured NCDs could expose you to a potential loss.

### **64. *Changes in interest rates may affect the trading price of the NCDs.***

All securities where a fixed rate of interest is offered, such as the NCDs, are subject to price risk. The price of such securities will vary inversely with changes in prevailing interest rates, i.e., when interest rates rise, prices of fixed income securities fall and when interest rates drop, the prices increase. The extent of fall or rise in the prices is a function of the existing coupon rate, days to maturity and the increase or decrease in the level of prevailing interest rates. Increased rates of interest, which frequently accompany inflation and/or a growing economy, are likely to have

a negative effect on the trading price of the NCDs.

**65. *Any downgrading in credit rating of our NCDs may affect the trading price of our NCDs.***

CRISIL has by way of its letter no. RL/MUFILT/324342/NCD/0723/67119/154460695/1, dated July 31, 2023 assigned a rating of CRISIL AA-/Stable to the NCDs, which has been further revalidated by way of letters dated September 22, 2023 and March 7, 2024. We cannot guarantee that these ratings will not be downgraded. These ratings may be suspended, withdrawn or revised at any time. Any revision or downgrading in the credit rating may lower the trading price of the NCDs and may also affect our ability to raise further debt.

**66. *Securities on our Secured NCDs rank as subservient residual charge on the current assets of the Company***

Substantially all of our Company's current assets represented mainly by the gold loan receivables are being used to secure our Company's debt. As on December 31, 2023, our Company's secured non-convertible debentures outstanding is ₹ 2,77,123.95 Lakhs. The Secured NCDs being issued shall be secured by way of subservient charge with existing secured creditors on all loan receivables (both present and future) of the company in favour of Debenture Trustee to be held on pari-passu basis among the present and / or future NCD holders, as may be applicable. Residual loan receivables amount available to secure the Secured NCDs are adequate to ensure 100.00% asset cover for the total value of the Secured NCDs the realisable value of the assets charged as security, when liquidated, may be lower than the outstanding principal and/or interest accrued thereon in connection with the Secured NCDs. A failure or delay in recovering the expected value from a sale or disposition of the assets charged as security in connection with the Secured NCDs could expose you to a potential loss.

**67. *Payments made on the NCDs will be subordinated to certain tax and other liabilities preferred by law.***

The Secured NCDs will be subordinated to certain liabilities preferred by law such as claims of GoI on account of taxes, and certain liabilities incurred in the ordinary course of our transactions. In particular, in the event of bankruptcy, liquidation or winding-up, our assets will be available to pay obligations on the Secured NCDs only after all of those liabilities that rank senior to these Secured NCDs have been paid in accordance with the provisions of the Companies Act. In the event of bankruptcy, liquidation or winding-up, there may not be sufficient assets remaining, after paying amounts relating to these proceedings, to pay amounts due on the Secured NCDs.

**68. *The Company may raise further borrowings and charge its assets after receipt of necessary consents from its existing lenders.***

The Company may, subject to receipt of all necessary consents from its existing lenders and the Debenture Trustee to the Issue, raise further borrowings and charge its assets. The Company is free to decide the nature of security that may be provided for future borrowings and this may rank *pari passu with similar ranking* with the security created for this Issue. In such a scenario, the NCD Holders will rank *pari passu* with other creditors of similar ranking, after exhausting the first *pari passu* holders' liabilities and to that extent, the amounts recoverable by the NCD Holders upon the Company's bankruptcy, winding-up or liquidation may stand reduced.

**69. *The Issuer, being a NBFC is not required to maintain a debenture redemption reserve ("DRR")***

Pursuant to a Ministry of Corporate Affairs notification dated August 16, 2019 amending Section 71 of the Companies Act, 2013 and Rule 18 (7) of the Companies (Share Capital and Debentures) Rules, 2014, an NBFC is not required to maintain DRR for debentures issued through a public issue. Hence, investors shall not have the benefit of reserve funds to cover the re-payment of the principal and interest on the NCDs.

**70. *There are other lenders and debenture trustees who have pari passu charge over the Security provided.***

There are other lenders and debenture trustees of the Company who have *pari passu* charge over the security provided for the Issue. While the Company is required to maintain security cover of 100% of the outstanding amount of the NCDs and the interest thereon, upon the Company's bankruptcy, winding-up or liquidation, the other lenders and debenture trustees of similar ranking will rank *pari passu* with the secured NCD holders, after exhausting the first *pari passu* holders and to that extent, may reduce the amounts recoverable by the secured NCD holders. Pursuant to the SEBI NCS Regulations, the Company is required to obtain permissions / consents from the prior creditors in favour of the debenture trustee for creation of such similar ranking *pari passu* charge and the same is required to be disclosed. The company has applied for and received consents/permissions from the prior creditors.



**71. *The fund requirement and deployment mentioned in the Objects of the Tranche IV Issue have not been appraised by any bank or financial institution.***

We intend to use the proceeds of the Issue, after meeting the expenditures of and related to the Issue, for the purpose of onward lending, financing and for repayment of interest and principal of existing borrowings of our Company. For further details, see “*Objects of the Tranche IV Issue*” beginning on page 56. The fund requirement and deployment are based on internal management estimates and has not been appraised by any bank or financial institution. The management will have significant flexibility in applying the proceeds received by us from the Issue. Further, according to the provisions of the SEBI NCS Regulations, we are not required to appoint a monitoring agency and therefore no monitoring agency has been appointed for this Issue.

**72. *There may be no active market for the NCDs on the retail debt market/capital market segment of the BSE. As a result, the liquidity and market prices of the NCDs may fail to develop and may accordingly be adversely affected.***

There can be no assurance that an active market for the NCDs will develop. If an active market for the NCDs fails to develop or be sustained, the liquidity and market prices of the NCDs may be adversely affected. The market price of the NCDs would depend on various factors inter alia including (i) the interest rate on similar securities available in the market and the general interest rate scenario in the country, (ii) the market price of our Equity Shares, (iii) the market for listed debt securities, (iv) general economic conditions, and (v) our financial performance, growth prospects and results of operations. The aforementioned factors may adversely affect the liquidity and market price of the NCDs, which may trade at a discount to the price at which you purchase the NCDs and/or be relatively illiquid.

**73. *The liquidity for the NCDs in the secondary market is very low and it may remain so in the future and the price of the NCDs may be volatile.***

The Tranche IV Issue will be a new public issue of NCDs for our Company and the liquidity in NCDs at present is very low in the secondary market. Although an application has been made to list the NCDs on BSE, there can be no assurance that liquidity for the NCDs will improve, and if liquidity for the NCDs were to improve, there is no obligation on us to maintain the secondary market. The liquidity and market prices of the NCDs can be expected to vary with changes in market and economic conditions, our financial condition and prospects and other factors that generally influence market price of NCDs. Such fluctuations may significantly affect the liquidity and market price of the NCDs, which may trade at a discount to the price at which you purchase the NCDs.

## SECTION III : INTRODUCTION

### GENERAL INFORMATION

Our Company was incorporated on June 10, 1997, as Muthoot Debt Management Services Limited as a public limited company under the provisions of the Companies Act, 1956 and was granted a certificate of incorporation by the RoC vide a certificate dated June 10, 1997. The Company received a certificate for commencement of business on June 10, 1997. Subsequently, the name of the Company was changed to Muthoot Fincorp Limited, and a fresh certificate of incorporation dated March 19, 2002 was issued to the Company by the RoC.

The Company was registered as a non-deposit accepting NBFC with the RBI pursuant to the certificate of registration No. 16.00170 dated July 23, 2002 issued by the RBI under Section 45 IA of the RBI Act.

For further details regarding the Promoter and the group companies please see “*Our Promoters*” at page 141. For further details regarding changes to the name and registered office of our Company, see “*History and Certain Corporate Matters*” on page 114.

#### Registrar of Companies

Our Company is registered with the Registrar of Companies, Kerala & Lakshadweep, which is situated at the following address:

Registrar Of Companies,  
Company Law Bhawan,  
BMC Road, Thrikkakara,  
Kochi 682 021, Kerala

#### Registered Office

##### Muthoot Fincorp Limited

Muthoot Centre,  
TC No 27/3022, Punnen Road  
Trivandrum 695 001, Kerala  
Tel: +91 471 491 1550

#### Corporate Office

##### Muthoot Fincorp Limited

Muthoot Centre  
Near Spencer Junction, M.G. Road  
Trivandrum 695 001, Kerala  
Tel: +91 471 491 1430

**Registration no.:** 011518

**Corporate Identification Number:** U65929KL1997PLC011518

**Legal Entity identifier:** 335800CBWTUJAMOFVP96

**RBI registration number:** 16.00170

#### Board of Directors

The following table sets out the details regarding the Board of Directors as on the date of this Tranche IV Prospectus:

Name	Designation	DIN	Address
Thomas John Muthoot	Managing Director	00011618	TC 4/1008, (1), Kawdiar, PO, Trivandrum 695 003, Kerala, India
Thomas George Muthoot	Director	00011552	Muthoot Towers, College Road, P.O. M G Road, Ernakulam 682 035, Kerala, India
Thomas Muthoot	Executive Director and	00082099	7/59 A, Near Kaniyampuzha Bridge Cherukad, Erroor P

Name	Designation	DIN	Address
	Chief Financial Officer		O, Ernakulam, Kerala, India
Arrattukkulam Peter Kurian	Independent Director	00008022	9, Friendship, 23 <sup>rd</sup> Road, TPS III, Bandra (W), Mumbai 400 050, Maharashtra, India
Preethi John Muthoot	Director	00483799	TC 4/1008, (1), Kawdiar, PO, Trivandrum 695 003, Kerala, India
Vikraman Ampalakkat	Independent Director	01978341	G-3 V B Royal Apartments, Elamakkara Road, Edappally, Kochi, 682 024, Kerala, India
Badal Chandra Das	Independent Director	09758076	Flat No. 17 <sup>01</sup> , 16th Floor, Tower No. 3, Action Area-3, Uniworld City Heights, New Town North 24, Parganas, Kolkata 700156, West Bengal, India
Ravi Ramchandran	Independent Director	10048011	R8 Pine Green CLOVER by the River, River View Road, Kotturpuram, Chennai 600085, Tamil Nadu, India
Anthony Abraham Thomas	Independent Director	07749806	Parinthirickal House, PNRA-G 37, T C X/834, Mannanthala, Thiruvananthapuram, Kerala, India – 695015

For further details of Directors of our Company, please see “*Our Management*” on page 123.

#### **Liability of the members of the Company - Limited by shares**

##### **Chief Financial Officer**

Mr. Thomas Muthoot  
Muthoot Towers, 6<sup>th</sup> Floor  
M.G. Road, Opp. Abad Plaza  
Ernakulam 682 035, Kerala  
**Tel:** +91 484 236 6870  
**Email:** tthomas@muthoot.com

##### **Company Secretary and Compliance Officer**

Mr. Sachu Sivas  
Muthoot Fincorp Limited,  
Muthoot Centre,  
TC No 27/3022, Punnen Road  
Trivandrum – 695 001  
**Tel:** +91 471 491 1621  
**Email:** sachu.sivas@muthoot.com

Investors may contact the Registrar to the Issue or the Compliance Officer in case of any pre- Issue or post Issue related issues such as non-receipt of Allotment Advice, demat credit, or interest on application money etc.

All grievances relating to this Tranche IV Issue may be addressed to the Registrar to the Issue, giving full details such as name of the Applicant, Application Form number, Applicant’s DP ID, Client ID, PAN, address of Applicant, number of NCDs applied for, ASBA Account number in which the amount equivalent to the application, Amount was blocked or the UPI ID (for UPI Investors who make the payment of Application Amount through the UPI Mechanism), date of Application Form and the name and address of the relevant Designated Intermediary where the Application was submitted.

All grievances relating to the ASBA process may be addressed to the Registrar to the Issue with a copy to the relevant SCSB, giving full details such as name, address of Applicant, Application Form number, number of NCDs applied for, amount blocked on Application and the Designated Branch or the collection centre of the SCSB where the Application Form was submitted by the ASBA Applicant.

All grievances arising out of Applications for the NCDs made through the Online Stock Exchanges Mechanism (app based/wed interface platform) of the Stock Exchanges, or through Trading Members, may be addressed directly to the Stock Exchange, with a copy to the Registrar to the Issue.

##### **Lead Manager**



**SMC Capitals Limited**

A – 401/402, Lotus Corporate Park  
Jai Coach Junction, Off Western Express Highway  
Goregaon (East),  
Mumbai 400 063.

**Tel:** +91 22 6648 1818

**Website:** www.smccapitals.com

**Email:** mflncd@smccapitals.com

**Contact person:** Mr. Bhavin Shah / Mr. Parth Singhal

**SEBI Registration No.:** INM000011427

**Debenture Trustee**



**Vardhman Trusteeship Private Limited**

Turner Morrison House, Unit No. 15,  
6, Lyons Range, Kolkata 700 001, West Bengal

**Tel:** +91 22 4264 8335/ +91 22 4014 0832

**E-mail:** compliance@vardhmantrustee.com

**Website:** www.vardhmantrustee.com

**Contact Person:** Mr. Rushabh Desai

**SEBI Registration No.:** IND000000611

Vardhman Trusteeship Private Limited has pursuant to Regulation 8 of SEBI NCS Regulations, by its letter dated March 22, 2024 given its consent for its appointment as the Debenture Trustee to the Issue and for their name to be included in the Draft Shelf Prospectus, Shelf Prospectus, this Tranche IV Prospectus and in all the subsequent periodical communications to be sent to the holders of the NCDs issued pursuant to this Issue.

All the rights and remedies of the NCD Holders under this Issue shall vest in and shall be exercised by the appointed Debenture Trustee for this Issue without having it referred to the NCD Holders. All investors under this Issue are deemed to have irrevocably given their authority and consent to the Debenture Trustee so appointed by our Company for this Issue to act as their trustee and for doing such acts and signing such documents to carry out their duty in such capacity. Any payment by our Company to the NCD Holders/Debenture Trustee, as the case may be, shall, from the time of making such payment, completely and irrevocably discharge our Company pro tanto from any liability to the NCD Holders.

**Registrar**



**Integrated Registry Management Services Private Limited**

II Floor, Kences Towers  
No. 1 Ramakrishna Street

North Usman Road, T. Nagar,

Chennai 600 017, Tamil Nadu

**Tel:** +91 44 28140801, 802, 803

**Fax:** +91 44 2814 2479

**Email:** mfinipo@integratedindia.in

**Website:** www.integratedindia.in

**Contact Person:** Mr. Yuvaraj S

**SEBI Registration No.:** INR000000544

Applicants or prospective investors may contact the Registrar to the Issue or the Company Secretary & Compliance Officer in case of any pre-Issue or post-Issue related problems, such as non-receipt of Allotment Advice, demat credit, refunds or transfers, etc. All grievances relating to this Tranche IV Issue may be addressed to the Registrar to the Issue, giving full details such as name, Application Form number, address of the Applicant, number of NCDs applied for, amount paid on application, Depository Participant (“DP”) and the collection center of the relevant members of the

Designated Intermediaries appointed in relation to the Tranche IV Issue (“**Syndicate**”) where the Application was submitted.

All grievances relating to the ASBA process may be addressed to the Registrar to the Issue with a copy to either (a) the relevant Designated Branch of the SCSB where the Application Form was submitted by the ASBA Applicant, or (b) the concerned Designated Intermediary and the relevant Designated Branch of the SCSB in the event of an Application submitted by an Applicant at any of the Syndicate ASBA Centers, giving full details such as name, address of Applicant, Application Form number, number of NCDs applied for and amount blocked on Application.

All grievances arising out of Applications for the NCDs made through the Online Stock Exchanges Mechanism or through Designated Intermediaries of the Stock Exchanges may be addressed directly to the relevant Stock Exchange.

### **Joint Statutory Auditors**

#### **M/s. Krishnan Retna & Associates**

201 Block A, Nandini Gardens, Fort,  
Thiruvananthapuram, Kerala 695 023

**Tel:** +91 471 247 6356

**Email:** trivandrum@krishnanretna.com

**Contact Person:** Nikhil R. Kumar

**Firm Registration No.:** 001536S

#### **M/s. Rangamani & Co**

Rose Gardens, North of Iron Bridge,  
Alappuzha, Kerala 688 011

**Tel:** +91 477 225 1474

**Email:** rangamanis@rediffmail.com

**Contact Person:** Krishnan R

**Firm Registration No.:** 003052S

M/s Krishnan Retna & Associates and M/s. Rangamani & Co. have been the joint statutory auditors of the Company since March 28, 2022. The members of the Company at the 25<sup>th</sup> annual general meeting held on September 28, 2022, approved the appointment of said joint statutory auditors for the 2<sup>nd</sup> and 3<sup>rd</sup> Term i.e., FY 2022-23 and FY 2023-24 respectively.

### **Credit Rating Agency**

**CRISIL**

An S&P Global Company

#### **CRISIL Ratings Limited**

CRISIL House, Central Avenue,  
Hiranandani Business Park,  
Powai, Mumbai 400076, Maharashtra

**Tel:** +91 22 3342 3000

**Email:** crisilratingdesk@crisil.com

**Contact Person:** Krishnan Sitaraman

**SEBI Registration No.:** IN/ CRA/ 001/ 1999

### **Legal Advisor to the Issue**



#### **Khaitan & Co.**

One World Center  
13<sup>th</sup> Floor, Tower 1C  
841 Senapati Bapat Marg  
Mumbai 400 013, Maharashtra  
**Tel:** +91 22 6636 5000

## **Public Issue Account Bank, Sponsor Bank and Refund Bank**

### **Axis Bank Limited**

Daniels Tower, Pattom PO,  
Thiruvananthapuram 695004

**Tel:** +91 471 4400511

**Website:** www.axisbank.com

**Contact Person:** Operations Head, Trivandrum Branch

**Email Id:** trivandrum.operationshead@axisbank.com

**SEBI Registration No.:** INBI00000017.

### **Lead Broker**

#### **SMC Global Securities Limited**

17, Netaji Subhash Marg,

Daryaganj,

New Delhi 110 002

**Tel:** +91 11 6662 3300, 9910644949,9810059041

**Website:** www.smctradeonline.com

**Contact Person:** Sushil Joshi, Neeraj Khanna

**Email:** skj@smcindiaonline.com, neerajkhanna@smcindiaonline.com

**SEBI Registration No.:** INZ000199438.



#### **JM Financial Services Limited**

Ground Floor, 2,3&4, Kamanwala Chambers,

Sir P.M. Road, Fort, Mumbai – 400001, Maharashtra, India

**Tel:** +91 22 6136 3400

**Website:** www.jmfinancialservices.in

**Contact Person:** T N Kumar / Sona Verghese

**Email:** tn.kumar@jmfl.com, sona.verghese@jmfl.com

**Investor Grievance Email:** ig.distribution@jmfl.com

**SEBI Registration No.:** INZ000195834

### **Designated Intermediaries**

#### *Self-Certified Syndicate Banks*

The banks which are registered with SEBI under Securities and Exchange Board of India (Bankers to an Issue) Regulations, 1994 and offer services in relation to ASBA, including blocking of an ASBA Account, a list of which is available at <http://www.sebi.gov.in/> or at such other website as may be prescribed by SEBI from time to time.

#### *Syndicate SCSB Branches*

In relation to Applications submitted to a member of the Syndicate, the list of branches of the SCSBs at the Specified Locations named by the respective SCSBs to receive deposits of Application Forms from the members of the Syndicate is available on the website of the SEBI (<http://www.sebi.gov.in/sebiweb/other/OtherAction.do?doRecognised=yes>) and updated from time to time or any such other website as may be prescribed by SEBI from time to time. For more information on such branches collecting Application Forms from the Syndicate at Specified Locations, see the website of the SEBI <http://www.sebi.gov.in/sebiweb/other/OtherAction.do?doRecognised=yes> as updated from time to time or any such other website as may be prescribed by SEBI from time to time.

#### *SCSBs eligible as issuer banks for UPI Mechanism and eligible mobile applications*

In accordance with SEBI Master Circular, UPI Investors making an Application in this Tranche IV Issue using the UPI Mechanism, may apply through the SCSBs and mobile applications whose names appears on the website of the SEBI at [www.sebi.gov.in](http://www.sebi.gov.in), and updated from time to time.

## *RTAs / CDPs*

The list of the RTAs and CDPs, eligible to accept Applications in this Tranche IV Issue, including details such as postal address, telephone number and email address, are provided on the websites of BSE at <http://www.bseindia.com>, for RTAs and CDPs, as updated from time to time.

## *Broker Centres/ Designated CDP Locations/ Designated RTA Locations*

In accordance with SEBI Circular No. CIR/CFD/14/2012 dated October 4, 2012 and RTA Master Circular and the SEBI Master Circular, Applicants can submit the Application Forms with the Registered Brokers at the Broker Centres, CDPs at the Designated CDP Locations or the RTAs at the Designated RTA Locations, respective lists of which, including details such as address and telephone number, are available at the websites of the Stock Exchange at [www.bseindia.com](http://www.bseindia.com). The list of branches of the SCSBs at the Broker Centres, named by the respective SCSBs to receive deposits of the Application Forms from the Registered Brokers will be available on the website of the SEBI ([www.sebi.gov.in](http://www.sebi.gov.in)) and updated from time to time.

## **Impersonation**

As a matter of abundant caution, attention of the Investors is specifically drawn to the provisions of sub-section (1) of Section 38 of the Companies Act, 2013 which is reproduced below:

*“Any person who:*

- (a) makes or abets making of an application in a fictitious name to a company for acquiring, or subscribing for, its securities; or*
- (b) makes or abets making of multiple applications to a company in different names or in different combinations of his name or surname for acquiring or subscribing for its securities; or*
- (c) otherwise induces directly or indirectly a company to allot, or register any transfer of, securities to him, or to any other person in a fictitious name, shall be liable for action under Section 447 of the Companies Act, 2013.”*

The liability prescribed under Section 447 of the Companies Act 2013 for fraud involving an amount of at least ₹10 lakh or 1.00% of the turnover of the Company, whichever is lower, includes imprisonment for a term which shall not be less than six months extending up to 10 years (provided that where the fraud involves public interest, such term shall not be less than three years) and fine of an amount not less than the amount involved in the fraud, extending up to three times of such amount. In case the fraud involves (i) an amount which is less than ₹10 lakh or 1.00% of the turnover of the Company, whichever is lower; and (ii) does not involve public interest, then such fraud is punishable with an imprisonment for a term extending up to five years or a fine of an amount extending up to ₹50 lakh or with both.

## **Minimum Subscription**

In terms of the SEBI NCS Regulations, for an issuer undertaking a public issue of debt securities the minimum subscription for public issue of debt securities shall be 75% of the Base Issue Size. If our Company does not receive the minimum subscription of 75% of Base Issue Size i.e., ₹ 7,500 lakh, the entire blocked Application Amount shall be unblocked in the relevant ASBA Account(s) of the Applicants within eight Working Days from the Tranche IV Issue Closing Date provided wherein, the Application Amount has been transferred to the Public Issue Account from the respective ASBA Accounts, such Application Amount shall be refunded from the Refund Account to the relevant ASBA Account(s) of the Applicants within eight Working Days from the Tranche IV Issue Closing Date, failing which our Company will become liable to refund the Application Amount along with interest at the rate 15 (fifteen) percent per annum for the delayed period.

Under Section 39(3) of the Companies Act, 2013 and Rule 11(2) of the Companies (Prospectus and Allotment of Securities) Rules, 2014 if the stated minimum subscription amount is not received within the specified period, the application money received is to be credited only to the bank account from which the subscription amount was remitted. To the extent possible, where the required information for making such refunds is available with our Company and/or Registrar, refunds will be made to the account prescribed. However, where our Company and/or Registrar does not have the necessary information for making such refunds, our Company and/or Registrar will follow the guidelines prescribed by SEBI in this regard included in the SEBI Master Circular.

## Underwriting

This Tranche IV Issue is not underwritten.

## Arrangers to this Tranche IV Issue

There are no Arrangers to this Tranche IV Issue.

## Guarantor to this Tranche IV Issue

There are no guarantors to this Tranche IV Issue.

## Expert Opinion

Except the following, our Company has not obtained any expert opinions in connection with this Tranche IV Prospectus:

Our Company has received consents from the Joint Statutory Auditors of our Company dated March 28, 2024, to include their name as an expert under Section 26(5) of the Companies Act, 2013 in this Tranche IV Prospectus in relation to (i) auditor's report on audited financial statements for the Financial Years ending March 31, 2023 and March 31, 2022 dated May 22, 2023 and May 28, 2022 respectively; and (ii) limited review report dated February 9, 2024 for the Unaudited Standalone Financial Results of the Company for the nine months period December 31, 2023. We have further obtained a consent from the Previous Statutory Auditors dated March 28, 2024 to include their name as an expert under Section 26(5) of the Companies Act, 2013 in this Tranche IV Prospectus in relation to on audited consolidated financial statements for the Financial Year ending March 31, 2021 dated July 28, 2021 audited standalone financial statements for the Financial Year ending March 31, 2021 dated June 23, 2021.

## Credit Rating and Rationale

The NCDs proposed to be issued under this Issue have been rated "CRISIL AA-/Stable" for an amount of ₹ 1,10,000 lakh by CRISIL Ratings Limited vide its letter no. RL/MUFILT/324342/NCD/0723/67119/154460695/1 dated July 31, 2023, revalidated vide its letter no. RL/MUFILT/328243/NCD/0923/70241/96525159 dated September 22, 2023, and further revalidated vide its letter no. RL/MUFILT/332106/NCD/0324/81183/104421423 dated March 7, 2024. The rating given by CRISIL is valid as on the date of this Tranche IV Prospectus and shall remain valid on date of issue and Allotment of the NCDs and the listing of the NCDs on BSE. The rating of CRISIL AA//Stable by CRISIL indicates that instruments with this rating are considered to have high degree of safety regarding timely servicing of financial obligations. Such instruments carry very low credit risk. This rating is not a recommendation to buy, sell or hold securities and investors should take their own decision. This rating is subject to revision or withdrawal at any time by the assigning rating agency and should be evaluated independently of any other ratings.

The rationale for the aforementioned rating issued on July 29, 2023 by CRISIL Ratings Limited along with the press release has been provided in Annexure A.

## Utilisation of Issue proceeds

For details on utilization of Issue proceeds please see "Objects of the Tranche IV Issue" on page 56.

## Issue Programme

ISSUE PROGRAMME*	
TRANCHE IV ISSUE OPENS ON	Wednesday, April 10, 2024
TRANCHE IV ISSUE CLOSES ON	Thursday, April 25, 2024
DEEMED DATE OF ALLOTMENT	The date on which the Board of Directors or any committee authorised by the Board approves the Allotment of the NCDs for this Tranche IV Issue or such date as may be determined by the Board of Directors or any committee approved by the Board and notified to the Designated Stock Exchange. The actual Allotment of NCDs may take place on a date other than the Deemed Date of Allotment. All benefits relating to the NCDs including interest on NCDs shall be available to the Debenture Holders from the Deemed Date of Allotment.

\* This Tranche IV Issue shall remain open for subscription on Working Days from 10:00 a.m. to 5:00 p.m. (Indian Standard Time)



during the period as indicated in this Tranche IV Prospectus. Our Company may, in consultation with the Lead Manager, consider closing this Tranche IV Issue on such earlier date or extended date (subject to a minimum period of three working days and a maximum period of 10 working days from the date of opening of this Tranche IV Issue and subject to not exceeding thirty days from filing of this Tranche IV Prospectus with ROC, including any extensions), as may be decided by the Board of Directors or a duly constituted committee thereof of the Company, subject to relevant approvals, in accordance with the Regulation 33A of the SEBI NCS Regulations. In the event of an early closure or extension of this Tranche IV Issue, our Company shall ensure that notice of the same is provided to the prospective investors through an advertisement in an English daily national newspaper with wide circulation and a regional daily with wide circulation where the registered office of the Company is located (in all the newspapers in which pre-issue advertisement for opening of this Tranche IV Issue has been given on or before such earlier or initial date of Tranche IV Issue closure). On the Tranche IV Issue Closing Date, the Application Forms will be accepted only between 10:00 a.m. and 3:00 p.m. (Indian Standard Time) and uploaded until 5 p.m. or such extended time as may be permitted by the Stock Exchange. Further, pending mandate requests for bids placed on the last day of bidding will be validated by 5:00 p.m. on one Working Day post this Tranche IV Issue Closing Date. For further details please see "General Information" on page 42.

Further please note that Application (including Application under the UPI Mechanism) shall be accepted only between 10.00 a.m. and 5.00 p.m. (Indian Standard Time, "IST") ("**Bidding Period**") during the Tranche IV Issue Period as mentioned above by the (a) by the Designated Intermediaries at the Bidding Centres, or (b) by the SCSBs directly at the Designated Branches of the SCSBs as mentioned on the Application Form, except that on the Tranche IV Issue Closing Date when Applications shall be accepted only between 10.00 a.m. and 3.00 p.m. (IST) and shall be uploaded until 5.00 p.m. (IST) or such extended time as permitted by Stock Exchange(s). Additionally, an Investor may also submit the Application Form through the app or web interface of the Stock Exchange. It is clarified that the Applications not uploaded in the Stock Exchange(s) Platform would be rejected.

Due to limitation of time available for uploading the Applications on the Tranche IV Issue Closing Date, the Applicants are advised to submit their Applications one day prior to this Tranche IV Issue Closing Date and, in any case, no later than 3.00 p.m. (IST) on the Tranche IV Issue Closing Date. All times mentioned in this Tranche IV Prospectus are Indian Standard Time. Applicants are cautioned that in the event a large number of Applications are received on the Tranche IV Issue Closing Date, as is typically experienced in public offerings, some Applications may not get uploaded due to lack of sufficient time.

Such Applications that cannot be uploaded will not be considered for allocation under this Tranche IV Issue. Applications will be accepted only on Working Days, i.e., Monday to Friday (excluding any public holiday). Neither our Company, nor the Lead Manager, nor any Member of the Syndicate, Registered Brokers at the Broker Centres, CDPs at the Designated CDP Locations or the RTAs at the Designated RTA Locations or designated branches of SCSBs nor the Stock Exchange are liable for any failure in uploading the Applications due to faults in any software/hardware system or otherwise. Please note that, within each category of investors, the Basis of Allotment under this Tranche IV Issue will be on date priority basis, however, from the date of oversubscription and thereafter, the allotments will be made to the applicants on proportionate basis.

## CAPITAL STRUCTURE

### Details of share capital

The following table lays down details of our authorised, issued, subscribed and paid-up share capital and securities premium account as on December 31, 2023:

(in ₹)

Share Capital	Amount
<b>Authorised share capital</b>	
22,50,00,000 equity shares of ₹10 each	2,25,00,00,000
20,00,00,000 preference shares of ₹10 each.	2,00,00,00,000
<b>Issued share capital</b>	
19,38,00,800 equity shares of ₹10 each, fully paid up	1,93,80,08,000
15,00,00,000 preference shares of ₹10 each, fully paid up	1,50,00,00,000
<b>Subscribed share capital</b>	
19,37,05,560 equity shares of ₹10 each, fully paid up	1,93,70,55,600
15,00,00,000 preference shares of ₹10 each, fully paid up	1,50,00,00,000
<b>Paid up share capital after the Issue</b>	
19,37,05,560 equity shares of ₹10 each, fully paid up	1,93,70,55,600
15,00,00,000 preference shares of ₹10 each, fully paid up	1,50,00,00,000

### Changes in Capital Structure

Details of change in share capital of our Company as on December 31, 2023 for last three years and current financial year

Date of shareholders' resolution	Particulars
October 26, 2020	The Company increased its authorised share capital from ₹ 20,000,00,000 (Rupees Twenty Thousand Lakhs) to ₹ 42,500,00,000 (Rupees Forty Two Thousand Five Hundred Lakhs) by addition of: (i) 250,00,000 (Two Hundred and Fifty Lakhs) equity shares having a face value of ₹ 10 (Rupees Ten only) each, of the aggregate nominal value of up to ₹ 2,500,00,000 (Rupees Twenty Thousand Five Hundred Crore); and (ii) 2000,00,000 (Two Thousand Lakhs) preference shares having a face value of ₹ 10 (Rupees Ten only) each of the aggregate nominal value of up to ₹ 20,000,00,000 (Rupees Twenty Thousand Lakhs only), on October 26, 2020.
May 28, 2021	The Company approved the Private Placement of 15,00,00,000 Cumulative Compulsorily Convertible Preference Shares of INR 10 (Rupees Ten) each aggregating to ₹ 15,000,00,000 (Rupees Fifty Thousand Lakhs Only). The Shares were allotted on June 7, 2021.

### Equity Share Capital History

There is no change in equity capital history of our Company for the last three years prior to December 31, 2023 and current financial year.

### Issue of debt securities/borrowings for consideration other than cash

Our Company has not issued any debt securities/borrowings for other than cash in the two years prior to the date of this Tranche IV Prospectus.

### Acquisition or Amalgamation or Reconstruction or Re-organisation in the last one year

There has been no acquisition, amalgamation, reconstruction or re-organisation in the last one year.

**Details of change in the promoter holding in our Company during the last financial year beyond 26% (as prescribed by RBI)**

Nil.

## Shareholding pattern of our Company

The following is the shareholding pattern of our Company, as of December 31, 2023:

Sr. No. (I)	Category of shareholder (II)	Number of shareholders (III)	No. of fully paid up equity shares held (IV)	No. of Partly paid-up equity shares held (V)	No. of shares underlying Depository Receipts (VI)	Total nos. shares held** (VII) = (IV)+(V)+(VI)	Shareholding as a % of total no. of shares (calculated as per SCRR, 1957) (VIII) As a % of (A+B+C2)	Number of Voting Rights held in each class of securities			
								No of Voting Rights			Total as a % of (A+B+C) (X)
								Class e.g.: x	Class e.g.: y	Total	
								(IX)			(X)
1.	Promoter & Promoter Group	3	15,43,68,123	Nil	Nil	15,43,68,123	79.69	15,43,68,123	Nil	15,43,68,123	79.69
2.	Public	Nil	Nil	Nil	Nil	Nil	Nil	Nil	Nil	Nil	Nil
3.	Non-Promoter-- Non-Public	13	3,93,37,437	Nil	Nil	3,93,37,437	20.31	3,93,37,437	Nil	3,93,37,437	20.31
4.	Shares Underlying DRs	Nil	Nil	Nil	Nil	Nil	Nil	Nil	Nil	Nil	Nil
5.	Shares Held by Employee Trust	Nil	Nil	Nil	Nil	Nil	Nil	Nil	Nil	Nil	Nil
	<b>Total</b>	<b>16</b>	<b>19,37,05,560</b>			<b>19,37,05,560</b>	<b>100.00</b>	<b>19,37,05,560</b>		<b>19,37,05,560</b>	<b>100.00</b>

\*\* All the equity shares of the Company are held in dematerialized form.

**Statement of the aggregate number of securities of our company purchased or sold by our promoters, our directors and/or their relatives within six months immediately preceding the date of filing of this Tranche IV Prospectus**

Nil

**Details of holding of Equity Shares by our Directors as on the date of this Tranche IV Prospectus**

For details of shareholding of our Directors in the Company, please see “*Our Management- Shareholding of Directors*” on page 131.

**Details of shareholding of our Directors in our Subsidiaries or Associate companies as of date of this Tranche IV Prospectus**

Details of the shares held in the Company by the Directors, as on December 31, 2023 are provided in the table given below. Except as mentioned below, none of the Directors have a shareholding in the Subsidiaries or Associate Companies of our Company.

Sr. No.	Name of Director	Name of the Subsidiary/Associate Company	Number of shares held	Percentage of the total paid-up capital (%)
1.	Thomas John Muthoot	Muthoot Housing Finance Company Limited	42,97,885	5.523
2.	Thomas George Muthoot	Muthoot Housing Finance Company Limited	42,97,890	5.523
3.	Thomas Muthoot	Muthoot Housing Finance Company Limited	42,97,890	5.523
4.	Preethi John Muthoot	Muthoot Housing Finance Company Limited	3,265	0.004
5.	Thomas John Muthoot	Muthoot Pappachan Technologies Limited	3,334	6.67
6.	Thomas George Muthoot	Muthoot Pappachan Technologies Limited	3,333	6.67
7.	Thomas Muthoot	Muthoot Pappachan Technologies Limited	3,333	6.67
8.	Preethi John Muthoot	Muthoot Pappachan Technologies Limited	3,333	6.66
9.	Thomas John Muthoot	Muthoot Microfin Limited	29,82,456	1.75
10.	Thomas George Muthoot	Muthoot Microfin Limited	29,81,749	1.75
11.	Thomas Muthoot	Muthoot Microfin Limited	29,93,935	1.76
12.	Preethi John Muthoot	Muthoot Microfin Limited	3,996	0.00

**Top 10 Equity Shareholders of our Company as on December 31, 2023:**

Sr. No.	Particulars	Total number of Equity Shares	Number of Equity Shares held in dematerialized form	Total shareholding as a % of total number of Equity Shares
1.	Thomas John Muthoot	5,14,56,049	5,14,56,049	26.56
2.	Thomas George Muthoot	5,14,56,021	5,14,56,021	26.56
3.	Thomas Muthoot	5,14,56,053	5,14,56,053	26.56
4.	Preethi John Muthoot	1,29,13,704	1,29,13,704	6.67
5.	Nina George	1,29,13,704	1,29,13,704	6.67
6.	Remmy Thomas	1,29,13,704	1,29,13,704	6.67
7.	Muthoot Exim Private Limited	4,76,200	4,76,200	0.25
8.	Muthoot Kuries Private Ltd	1,19,050	1,19,050	0.06
9.	Janamma Thomas	1,039	1,039	0.00
10.	Shiney Thomas	6	6	0.00
	<b>Total</b>	<b>19,37,05,530</b>	<b>19,37,05,530</b>	<b>100.00</b>

**Top 10 Holders of Non-Convertible Debentures (secured and unsecured) as on December 31, 2023:**

Sr. No.	Name	Category of holder	Amount (₹ in lakhs)	Face value of holding	Holding as a % of total outstanding nonconvertible securities of the issuer
1	State Bank of India	Secured	30,000.00	1,00,000.00	5.94%
2	Tata Capital Financial Services Ltd	Unsecured	8,942.00	1,00,000.00	1.77%
3	Phillip Services India Private Limited	Unsecured	8,910.00	5,00,000.00	1.77%
4	Hella Infra Market Private Limited	Unsecured	3,900.00	5,00,000.00	0.77%
5	Indian Inland Mission	Unsecured	2,700.00	1,00,000.00	0.53%
6	Royal sundaram general insurance co. Limited	Secured	2,220.00	1,000.00	0.44%
7	Muthoot Risk Insurance And Broking Services Private Limited	Unsecured	1,785.00	1,00,000.00	0.35%
8	Navnetra Trading Pvt. Ltd.	Unsecured	1,600.00	10,00,000.00	0.32%
9	Magico Exports & Consultants Limited	Unsecured	1,580.00	5,00,000.00	0.31%
10	Muthoot Exim Private Limited	Secured & Unsecured	1,543.79	1,00,000.00	0.31%
	<b>Total</b>		<b>1404000</b>	<b>61223.14</b>	<b>29.69</b>

**Debt-Equity ratio**

On consolidated basis:

(₹ in lakh)

Particulars	March 31, 2023	
	Pre-Issue	Post- Issue **
<b>Borrowings</b>		
Long Term Borrowings (including current maturities of Long Term Borrowings)	18,05,646.09	18,41,646.09
Short Term Borrowings	7,58,413.63	7,58,413.63
Interest Payable	57,897.38	57,897.38
<b>Total Borrowings</b>	<b>26,21,957.10</b>	<b>26,57,957.1</b>
<b>Shareholder's Funds</b>		
Equity Share Capital	19,370.56	19,370.56
<b>Reserves and Surplus</b>		
Securities Premium	38,129.85	38,129.85
Statutory Reserve	78,923.48	78,923.48
Retained Earnings	2,30,294.35	2,30,294.35
General Reserve	48.56	48.56
Employee stock options outstanding	730.55	730.55
Other Comprehensive income	5,860.25	5,860.25
Non-controlling interest	52,360.77	52,360.77
<b>Total Shareholder's Funds</b>	<b>4,25,718.36</b>	<b>4,25,718.37</b>
<b>Debt/Equity</b>	<b>6.16</b>	<b>6.24</b>

\*\*The debt-equity ratio post Issue is indicative on account of the assumed inflow of ₹ 36,000 lakhs from the proposed Tranche IV Issue. The actual debt-equity ratio post the Tranche IV Issue would depend on the actual position of debt and equity on the Deemed Date of Allotment.

On standalone basis

(₹ in lakh)

Particulars	March 31, 2023	
	Pre-Issue	Post- Issue **
<b>Borrowings</b>		
Long Term Borrowings (including current maturities of Long Term Borrowings)	10,35,902.00	10,71,902.00
Short Term Borrowings	7,46,415.46	7,46,415.46
Interest Payable	48,413.01	48,413.01
<b>Total Borrowings</b>	<b>18,30,730.47</b>	<b>18,66,730.47</b>
<b>Shareholder's Funds</b>		
Equity Share Capital	19,370.56	19,370.56
<b>Reserves and Surplus</b>		
Securities Premium	38,129.85	38,129.85
Statutory Reserve	65,099.92	65,099.92
Retained Earnings	1,65,732.44	1,65,732.44
Other Comprehensive income	1,00,970.68	1,00,970.68
<b>Total Shareholder's Funds</b>	<b>3,89,303.45</b>	<b>3,89,303.45</b>
<b>Debt/Equity</b>	<b>4.70</b>	<b>4.80</b>

\*\*The debt-equity ratio post Issue is indicative on account of the assumed inflow of ₹ 36,000 lakhs from the proposed Tranche IV Issue. The actual debt-equity ratio post the Tranche IV Issue would depend on the actual position of debt and equity on the Deemed Date of Allotment.

### Employee Stock Option Scheme

The shareholders of the Company at their meeting held on July 13, 2018, had approved the implementation of "Employees Stock Option Plan 2018" (ESOP) and "Stock Appreciation Rights 2018" (SAR) and empowered the Nomination & Remuneration Committee of the Company for the administration of the said ESOP & SAR Schemes. Based on the approval from shareholders, the Nomination & Remuneration Committee has approved the Grant-1, Tranche-1 of ESOP & SAR to the employees on July 19, 2022, and the same has been vested to the eligible employees upon the completion of one year vesting period including the settlement of Grant-1, Tranche-1 of SAR. Further, the Nomination & Remuneration Committee at its meeting held on September 14, 2023, has approved the Grant 1, Tranche-II ESOP & SAR and issued the same to the employees on October 18, 2023. Following are the details of the SMPs who have been vested the stock options under this scheme:

Name of SMP	Stock options granted	Stock options vested	Stock options exercised	Total number of shares arising out of exercise of stock options	Stock options lapsed	Exercise price (in ₹)	Total Number
1. Mr. Shaji Varghese, Chief Executive Officer	3,50,000	1,00,000	0	0	0	100	3,50,000
2. Mr. Suresh Kumar Sivaraj, Chief Human Resources Officer	44,714	2,943	0	0	0	100	44,714
3. Mr. Joseph Oommen, Head - Finance & Accounts	47,002	3,400	0	0	0	100	47,002

4. Mr. Ajay Kanal, Head - Operations & Change Management	28,911	1,782	0	0	0	100	28,911
--	--------	-------	---	---	---	-----	--------

**Details on the total outstanding debt of our Company**

For details on the total outstanding debt of our Company, please see “*Financial Indebtedness*” on page 149.

## OBJECTS OF THE TRANCHE IV ISSUE

Public issue by the Company of secured redeemable non-convertible debentures of face value of ₹ 1,000 each (“NCDs” or “Debentures”) for an amount of ₹ 10,000 lakh (“Base Issue Size”) with green shoe option up to ₹ 26,000 lakh amounting to ₹ 36,000 lakh (“Tranche IV Issue Limit”) (“Tranche IV Issue”) which is within the shelf limit of ₹ 1,10,000 lakh and is being offered by way of this Tranche IV Prospectus, which should be read together with the Shelf Prospectus filed with the ROC, Stock Exchange and SEBI.

The funds raised through this Tranche IV Issue, after deducting the Tranche IV Issue related expenses to the extent payable by our Company (the “Net Proceeds”), are estimated to be approximately ₹ 326 lakh. The Net Proceeds of the Tranche IV Issue are intended to be utilised by our Company for the following objects (collectively, referred to herein as the “Objects”) subject to applicable statutory and regulatory requirements:

1. For the purpose of Working Capital— 75% of the amount raised and allotted in this Tranche IV Issue; and
2. For General Corporate Purposes— 25% of the amount raised and allotted in this Tranche IV Issue

The details of the Net Proceeds of this Tranche IV Issue are summarised in the table below:

(₹ in lakh)

Particulars	Amount
Gross Proceeds of the Tranche IV Issue	36,000
Less: Tranche IV Issue Related Expenses*	326
<b>Net Proceeds of this Tranche IV Issue</b>	<b>35,674</b>

*\*The above Issue related expenses are indicative and are subject to change depending on the actual level of subscription to this Tranche IV Issue, the number of allottees, market conditions and other relevant factors.*

The main objects clause of the Memorandum of Association permits the Company to undertake its existing activities as well as the activities for which the funds are being raised through this Tranche IV Issue.

### Requirement of funds and Utilisation of Net Proceeds

The following table details the objects of this Tranche IV Issue and the amount proposed to be financed from the Net Proceeds:

Sr. No.	Objects of the Fresh Issue	Percentage of amount proposed to be financed from Net Issue Proceeds
1.	For the purpose of onward lending, financing, and for repayment/prepayment of interest and principal of existing borrowings of our Company <sup>#</sup>	At least 75%
2.	General corporate purposes*	up to 25%
	<b>Total</b>	<b>100%</b>

*<sup>#</sup>The Company shall not utilize the proceeds of this Issue towards payment of prepayment penalty, if any*

*\*The Net Proceeds will be first utilized towards the Objects mentioned above. The balance is proposed to be utilized for general corporate purposes, subject to such utilization not exceeding 25% of the gross proceeds, in compliance with the SEBI NCS Regulations.*

The main objects clause of the Memorandum of Association permits the Company to undertake its existing activities as well as the activities for which the funds are being raised through this Tranche IV Issue.

### Funding plan

Not Applicable

### Summary of the project appraisal report

Not Applicable

### Schedule of implementation of the project

Not Applicable



### Interests of Directors/Promoters

No part of the proceeds from this Issue will be paid by us as consideration to our Promoter, our Directors, Key Managerial Personnel, or companies promoted by our Promoter except in ordinary course of business.

### Interim use of Proceeds

Our Management, in accordance with the policies formulated by it from time to time, will have flexibility in deploying the proceeds received from this Tranche IV Issue. Pending utilization of the proceeds out of this Tranche IV Issue for the purposes described above, our Company intends to temporarily invest funds in high-quality interest-bearing liquid instruments including money market mutual funds, deposits with banks or temporarily deploy the funds in investment grade interest bearing securities as may be approved by the Board. Such investment would be in accordance with the investment policies approved by the Board or any committee thereof from time to time.

### Tranche IV Issue Expenses

The expenses for this Tranche IV Issue include, inter alia, lead manager fees and selling commission to the Lead Managers, Consortium Members and intermediaries as provided for in the SEBI Master Circular, fees payable to debenture trustees, the Registrar to the Issue, SCSBs' commission/ fees, printing and distribution expenses, legal fees, advertisement expenses, listing fees and any other expense directly related to this Tranche IV Issue. This Tranche IV Issue expenses and listing fees will be paid by our Company.

The estimated issue expenses for this Tranche IV Issue is as below:

Particulars	Amount	As percentage of Tranche IV Issue	As percentage of total
	(₹ in lakh)*	Proceeds (in %)	expenses of the Tranche IV Issue (in %)
Lead manager fees	7.00	0.02%	2.15%
Underwriting commission	-	-	-
Brokerage, selling commission and upload fees	90.00	0.25%	27.61%
Fee Payable to the registrar to the issue	5.00	0.01%	1.53%
Fees payable to the legal advisor	14.00	0.04%	4.29%
Advertising and marketing expenses	100.00	0.28%	30.67%
Fees payable to the regulators including stock exchange.	2.00	0.01%	0.61%
Expenses incurred on printing and distribution of issue stationary	8.00	0.02%	2.45%
Any other fees, commission or payments under whatever nomenclature.	100.00	0.28%	30.67%
<b>Grand Total</b>	<b>326.00</b>	<b>0.91%</b>	<b>100.00%</b>

**Note:** The above expenses are subject to applicable taxes as per the agreed terms of engagement with respective agency.

\* Assuming this Tranche IV Issue is fully subscribed, and our Company retains oversubscription as per the Issue Documents.

The above expenses are indicative and are subject to change depending on the actual level of subscription to the Tranche IV Issue and the number of Allottees, market conditions and other relevant factors.

Our Company shall pay processing fees to the SCSBs for ASBA forms procured by Lead Managers/ Members of the Syndicate/ Sub- Members of the Syndicate /Brokers / Trading Members and submitted to the SCSBs for blocking the Application Amount of the applicant, at the rate of ₹15 per Application Form procured (inclusive of GST and other applicable taxes). However, it is clarified that in case of ASBA Application Forms procured directly by the SCSBs, the relevant SCSBs shall not be entitled to any ASBA Processing Fee. Further, our Company shall pay the Sponsor Bank ₹6

for every valid Application that is blocked. The payment will be made on the basis of valid invoices within such timelines mutually agreed to/prescribed by the Company with the Designated Intermediaries/Sponsor Bank.

### **Monitoring of Utilisation of Funds**

There is no requirement for appointment of a monitoring agency in terms of the SEBI NCS Regulations. The Board shall monitor the utilization of the proceeds of this Tranche IV Issue. For the relevant Fiscals commencing from Fiscal 2021, our Company will disclose in our financial statements, the utilisation of the Net Proceeds of this Tranche IV Issue under a separate head along with details, if any, in relation to all such proceeds of this Tranche IV Issue that have not been utilised thereby also indicating investments, if any, of such unutilised proceeds of this Tranche IV Issue. Our Company shall utilise the proceeds of this Tranche IV Issue only upon the execution of the documents for creation of security and receipt of final listing and trading approval from the Stock Exchange.

For more information, see “*Terms of the Issue–Monitoring & Reporting of Utilisation of Issue Proceeds*” on page 245.

### **Other Confirmation**

In accordance with the SEBI NCS Regulations, our Company will not utilize the proceeds of this Tranche IV Issue for providing loans to or for acquisition of shares of any person who is a part of the same group as our Company.

No part of the proceeds from this Issue will be paid by us as consideration to our Promoter, our Directors, Key Managerial Personnel, or companies promoted by our Promoter except in the usual course of business.

This Tranche IV Issue proceeds shall not be used for buying, trading or otherwise dealing in equity shares of any other listed company.

This Tranche IV Issue Proceeds from NCDs allotted to Banks will not be utilized for any purpose which may be in contravention of the RBI guidelines on bank financing to NBFCs including those relating to classification as capital market exposure or any other sectors that are prohibited under the RBI Regulations.

Our Company confirms that it will not use the proceeds of this Tranche IV Issue for the purchase of any business or in the purchase of any interest in any business whereby our Company shall become entitled to the capital or profit or losses or both in such business exceeding 50% thereof, the acquisition of any immovable property or acquisition of securities of any other body corporate.

All monies received out of this Tranche IV Issue shall be credited/ transferred to a separate bank account maintained with a Scheduled Bank as referred to in section 40(3) of the Companies Act 2013.

Details of all monies utilised out of this Tranche IV Issue referred above shall be disclosed under an appropriate separate head in our balance sheet indicating the purpose for which such monies have been utilised along with details, if any, in relation to all such proceeds of this Tranche IV Issue that have not been utilized thereby also indicating investments, if any, of such unutilized proceeds of this Tranche IV Issue.

Details of all unutilised monies out of this Tranche IV Issue, if any, shall be disclosed under an appropriate separate head in our balance sheet indicating the form in which such unutilised monies have been invested.

We shall utilize this Tranche IV Issue proceeds only upon (i) receipt of minimum subscription, i.e., 75% of the Base Issue Size i.e., ₹ 7,500 lakh ; (ii) completion of Allotment and refund process in compliance with Section 40 of the Companies Act, 2013; (iii) creation of security; (iv) obtaining requisite permissions or consents for creation of pari passu charge over assets sought to be provided as Security; (v) obtaining listing and trading approval as stated in this Tranche IV Prospectus in the section titled “*Issue Related Information*” beginning on page 222.

No benefit/interest will accrue to our Promoters/ Directors out of the proceeds of this Tranche IV Issue.

This Tranche IV Issue proceeds shall not be utilized towards full or part consideration for the purchase or any other acquisition, inter alia by way of a lease, of any immovable property.

Details of all utilized and unutilized monies out of the monies collected in the previous issue made by way of public offer shall be disclosed and continued to be disclosed in the balance sheet till the time any part of the proceeds of such previous issue remains unutilized indicating the purpose for which such monies have been utilized and the securities or other forms

of financial assets in which such unutilized monies have been invested.

**Variation in terms of contract or objects in this Tranche IV Prospectus**

Our Company shall not, in terms of Section 27 of the Companies Act 2013, at any time, vary the terms of a contract referred to in the Tranche IV Prospectus or objects for which the Tranche IV Prospectus is issued, except subject to the approval of, or except subject to an authority given by the shareholders in general meeting by way of special resolution and after abiding by all the formalities prescribed in Section 27 of the Companies Act, 2013.

## SECTION IV : ABOUT OUR COMPANY

### INDUSTRY OVERVIEW

*Unless otherwise indicated, all of the information and statics disclosed in this section are extracted from an industry report titled 'Industry Report on Gold Loans – January 2024' (“CRISIL Report”), prepared and issued by CRISIL Ratings Limited (“CRISIL”). For details of risks in relation to CRISIL Report and other publications, see “Risk Factors” on page 18. We have not independently verified certain industry data in this Prospectus. The information presented in this section, including forecasts and projections, have not been prepared or independently verified by us, our Directors, our Promoters, the Lead Manager or any of our or their respective advisors.*

*The data may have been re-classified by us for the purposes of presentation. Industry sources and publications generally state that the information contained therein has been obtained from sources generally believed to be reliable, but that their accuracy, completeness and underlying assumptions are not guaranteed, and their reliability cannot be assured. Industry sources and publications are also prepared based on information as of specific dates and may no longer be current or reflect current trends. Industry sources and publications may also base their information on estimates, projections, forecasts and assumptions that may prove to be incorrect.*

*Accordingly, investors must rely on their independent examination of, and should not place undue reliance on, or base their investment decision solely on this information. The recipient should not construe any of the contents in the CRISIL Report as advice relating to business, financial, legal, taxation or investment matters and are advised to consult their own business, financial, legal, taxation, and other advisors concerning the transaction.*

*Following is the disclaimer of CRISIL Report: “CRISIL Research, a division of CRISIL Limited (CRISIL) has taken due care and caution in preparing this report (Report) based on the Information obtained by CRISIL from sources which it considers reliable (Data). However, CRISIL does not guarantee the accuracy, adequacy or completeness of the Data / Report and is not responsible for any errors or omissions or for the results obtained from the use of Data / Report. This Report is not a recommendation to invest / disinvest in any entity covered in the Report and no part of this Report should be construed as an expert advice or investment advice or any form of investment banking within the meaning of any law or regulation. CRISIL especially states that it has no liability whatsoever to the subscribers / users / transmitters/ distributors of this Report. Without limiting the generality of the foregoing, nothing in the Report is to be construed as CRISIL providing or intending to provide any services in jurisdictions where CRISIL does not have the necessary permission and/or registration to carry out its business activities in this regard. Muthoot Fincorp Limited will be responsible for ensuring compliances and consequences of non-compliances for use of the Report or part thereof outside India. CRISIL Research operates independently of, and does not have access to information obtained by CRISIL Ratings Limited, which may, in their regular operations, obtain information of a confidential nature. The views expressed in this Report are that of CRISIL Research and not of CRISIL Ratings Limited. No part of this Report may be published/reproduced in any form without CRISIL’s prior written approval.”*

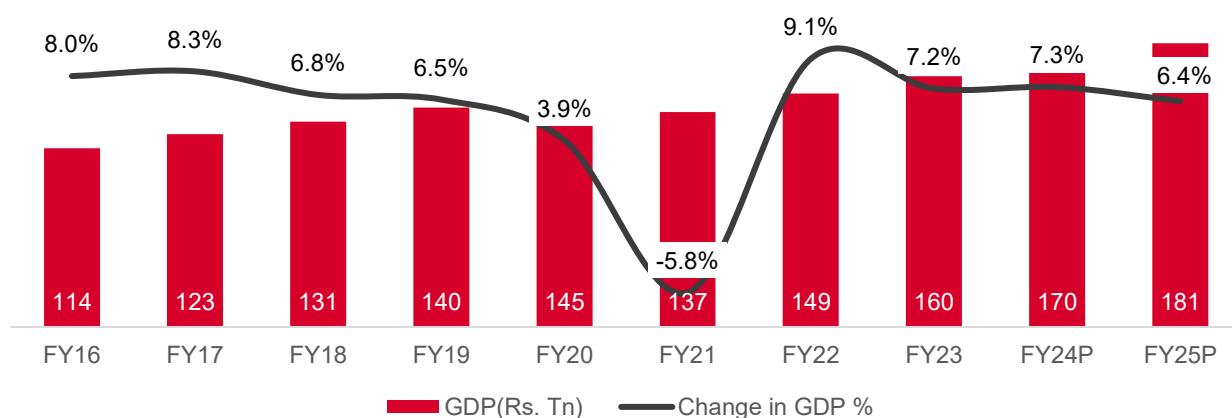
#### **Indian economy - An overview**

#### **India to remain one of the fastest growing economies amid global slowdown**

Even as the Indian economy has battled the four Cs — Covid-19, conflict (geopolitical), climate change, and central bank actions — it has shown a fair degree of resilience. Despite global slowdown, tightening of monetary conditions and high inflation, India recorded a higher economic growth rate compared with many peer economies owing to its relatively strong local consumption, lower reliance on global demand and continued resilience to external headwinds.

After a strong 7.2% growth during fiscal 2023, the first advance estimate by the National Statistical Office (NSO) projected robust 7.3% growth in this fiscal. CRISIL MI&A Research forecasts a moderation to 6.4% in fiscal 2025, largely due to cyclical factors.

#### **On-year GDP change**



P: Projected; RE: Revise estimate; SAE: Second Advanced Estimate

Source: National Statistical Office (NSO), CRISIL MI&A Research

Growth estimates for fiscal 2024 have surpassed expectations. High-frequency indicators such as the S&P Purchasing Managers' Index show activity in expansion zone in the third quarter for both manufacturing and services.

Even as the agricultural economy slowed sharply this year following a weak monsoon, the surge in the non-agricultural economy has more than offset it. The government-driven investment push, along with easing input cost pressures for industry, have also played a major role in shoring up growth. However, services have been slowing with waning pent-up demand. The exceptions has been financial, real estate and professional services, which has powered ahead on the back of robust growth in banking and real estate.

Nevertheless, the first advance estimates point to a slowdown in the second half of this fiscal relative to the first half. The slowdown in the latter half has been driven by weaker private consumption, especially rural demand and the bite of rising interest rates.

### Macroeconomic outlook

Macro variable	FY22	FY23	FY24P	Rationale for outlook
Real GDP (% y-o-y)	9.1	7.2	7.3	Slowing global growth to weaken India's exports, while peak impact of past rate hikes should moderate domestic demand. Budgetary support to capex and rural incomes to also support growth.
Consumer price index (CPI)-based inflation (% y-o-y)	5.5	6.7	5.5	Lower commodity prices, high-base effect, especially in food inflation, and cooling domestic demand to help moderate inflation. A non-inflationary budget that focusses on asset-creation rather than direct cash support bodes well for core inflation and, hence, monetary policy.
Current account balance/ GDP (%)	-1.2	-2.0	-1.8	Lower international commodity prices on-year and support from healthy services trade surplus and remittances will keep the current account deficit in check.
Rs/\$ (March-end)	75.8	82.3	83.0	While a lower current account deficit will support the rupee, challenging external financing conditions will continue to exert pressure next fiscal.
Fiscal deficit (% of GDP)	6.7	6.4	5.8	Continued pursuit of fiscal consolidation aided by moderation in revenue spend and robust tax collections would bring down the deficit and allow for lower government market borrowings.
10-year G-sec yield (fiscal-end, %)	6.8	7.4	7.0	Reduction in gross market borrowing is expected to lower pressure on yields in fiscal 2025. Additionally, lower inflation and expected rate cuts by the RBI's Monetary Policy Committee lend a further downside to the yield. India's bond inclusion in the JP Morgan global bond index is also favourable.

Note: P – Projected

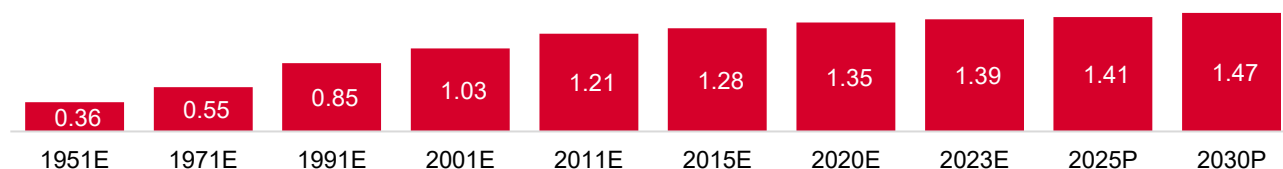
Source: RBI, National Statistical Office (NSO), CRISIL MI&A Research

## Indigenous advantages to result in a stronger economic growth rate in the longer term

### India has the largest population in the world

As per the report published (in July 2020) by National commission on population, Ministry of Health & Family Welfare report, India's population in 2011 was 121 crores, comprising nearly 24.6 crore households. It should be noted that decadal growth rate during 2001-2011 stood at 17%. This is estimated to have fallen to 12% during 2011-2021 and is likely to decline further to 9% during 2021-2031. However, with 147 crore estimated population in 2030, India will continue to be a major opportunity market from demand perspective. Additionally, as per United Nations Department of Economic and Social Affairs, India has overtaken China as the world's most populous country in April 2023.

### India's population growth trajectory (billion)



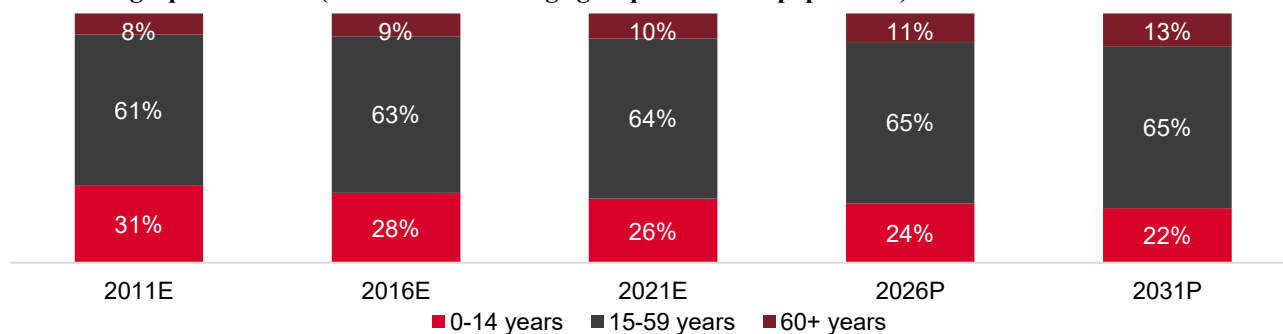
Note: P – Projected, E – Estimates

Source: Census of India 2011, Ministry of Health and family welfare, CRISIL MI&A Research

### Favourable demographics

India is also one of the countries with the largest youth population, with a median age of 28 years. About 90% of Indians are aged below 60 years. It is estimated that 64% of this population is aged between 15 and 59 years. CRISIL MI&A Research expects the existence of a large share of working population, coupled with rapid urbanisation and rising affluence, will propel growth of the Indian financial services sector.

### India's demographic division (share of different age groups in India's population)



Note: P – Projected, E – Estimates

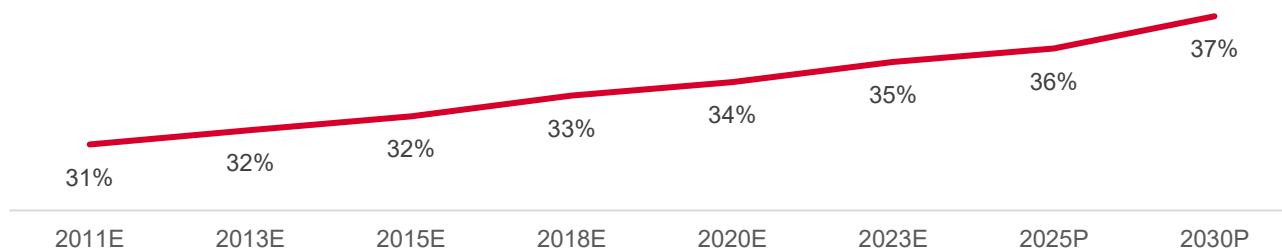
Source: Census of India 2011, Ministry of Health and family welfare, CRISIL MI&A Research

### Rise in urbanisation

Urbanisation is a key growth driver for India, as it leads to faster infrastructure development, job creation, development of modern consumer services, and the city's ability to mobilise savings. The share of urban population in total population has been consistently rising over the years and is expected to reach 36% by 2025 from 31% in 2011, spurring more demand.

Urban consumption in India has shown signs of improvement and given the country's favourable demographics, coupled with rising disposable incomes, the trend is likely to continue and drive domestic economic growth.

### Urbanisation in India



NOTE: P – PROJECTED, E – ESTIMATES

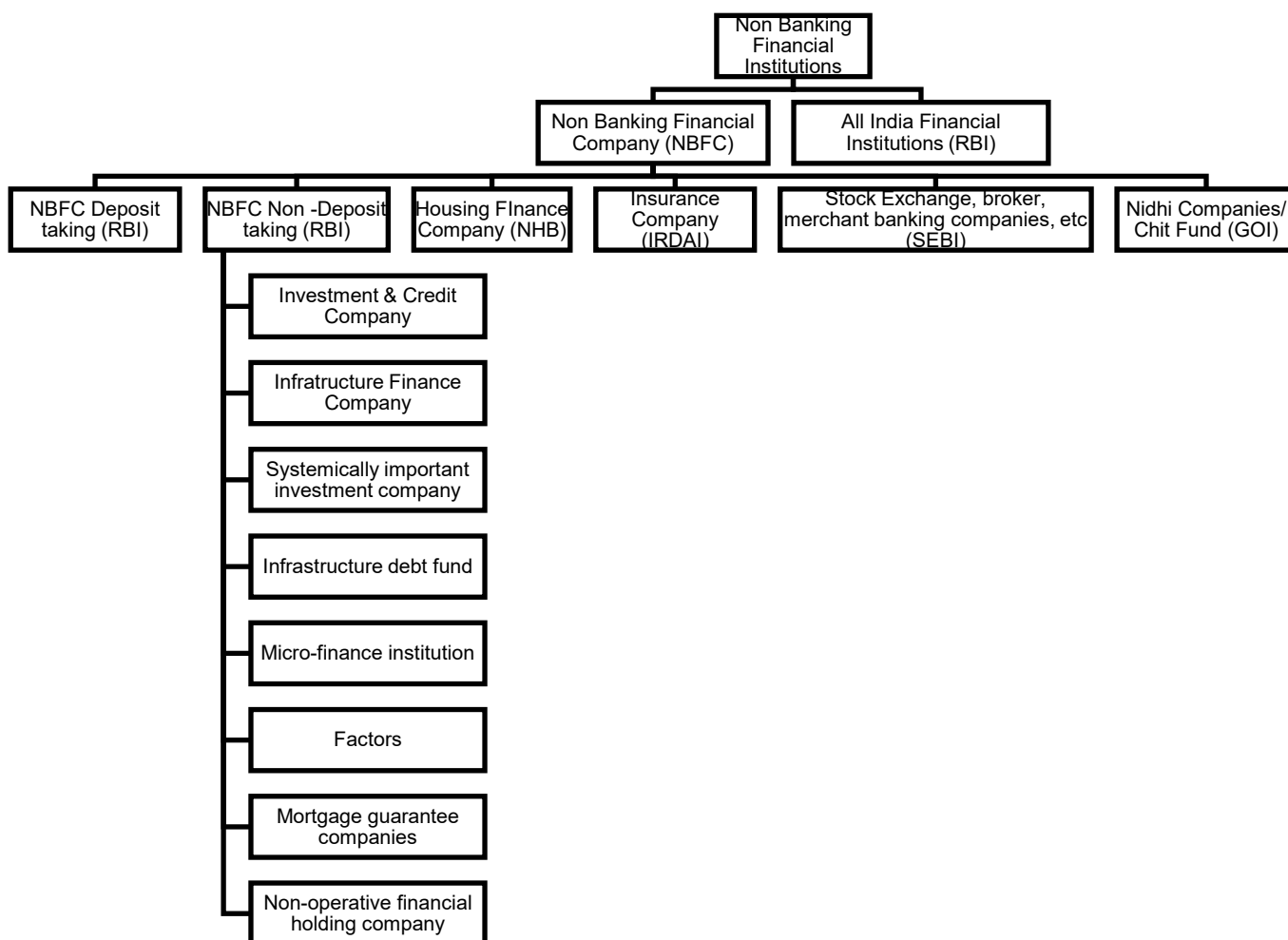
SOURCE: CENSUS OF INDIA 2011, MINISTRY OF HEALTH AND FAMILY WELFARE, CRISIL MI&A RESEARCH

## Overall NBFC – Industry overview

### NBFCs are important part of the credit system

Financing needs in India have risen in sync with the notable economic growth over the past decade. NBFCs have played a major role in meeting this need, complementing banks and other financial institutions. NBFCs help fill gaps in the availability of financial services with respect to products as well as customer and geographic segments. A strong linkage at the grassroots level makes them a critical cog in the financial machine. They cater to the unbanked masses in rural and semi-urban reaches and lend to the informal sector and people without credit histories, thereby enabling the government and regulators to realise the mission of financial inclusion.

### Structure of non-banking financial institutions in India



Note: The regulatory authority for the respective institution is indicated within the brackets; All-India Financial Institutions include NABARD, SIDBI, EXIM Bank

Source: RBI, CRISIL MI&A Research

## Classification of NBFCs

NBFCs until now have been classified on the basis of the kind of liabilities they access, types of activities they pursue and their perceived systemic importance. RBI on October 22, 2021, introduced additional classification of NBFCs vide Scale Based Regulation (SBR) framework into four categories i.e., Base Layer (NBFC – BL), Middle Layer (NBFC – ML), Upper Layer (NBFC – UL) and Top Layer (NBFC – TL).

### Liabilities-based classification

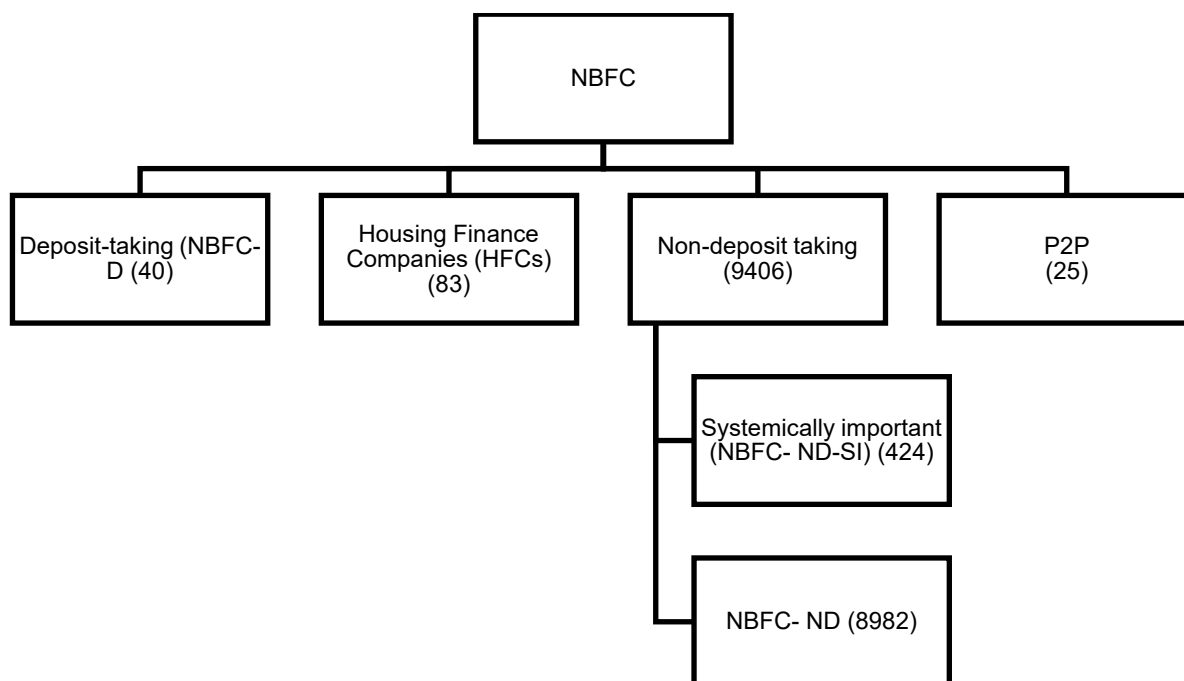
NBFCs are classified on the basis of liabilities into two broad categories:

- (a) deposit-taking; and
- (b) non-deposit taking.

Deposit-taking NBFCs (NBFC – D) are subject to the requirements of stricter capital adequacy, liquid-assets maintenance and exposure norms.

Further, in 2015, non-deposit taking NBFCs with an asset size of Rs 5 billion and above were labelled as ‘systemically important non-deposit taking NBFCs’ (NBFC – ND – SI), and separate prudential regulations were made applicable to them.

### Classification on the basis of liabilities



*Note: Figures in brackets represent number of entities registered with RBI as of March 2023.*

*Source: RBI, CRISIL MI&A Research*

### Activity-based classification

As per the RBI circular dated February 22, 2019, the central bank merged three categories of NBFCs, i.e., asset finance companies (AFC), loan companies (LCs) and investment companies (ICs), into a new category called NBFC - Investment and Credit Company (NBFC-ICC)

1. **Investment and credit company – (NBFC-ICC):** An NBFC-ICC means any company that is a financial institution carrying on as its principal business of providing finance by making loans or advances or otherwise for any activity other than its own and acquisition of securities; and is not any other category of NBFC.
2. **Infrastructure finance company (IFC):** An IFC is an NBFC that deploys at least 75% of its total assets in infrastructure loans and has a minimum net-owned funds of Rs 300 crore, with a minimum credit rating of ‘A’ or equivalent and a 15% CRAR (Capital to risk-weighted adequacy ratio).



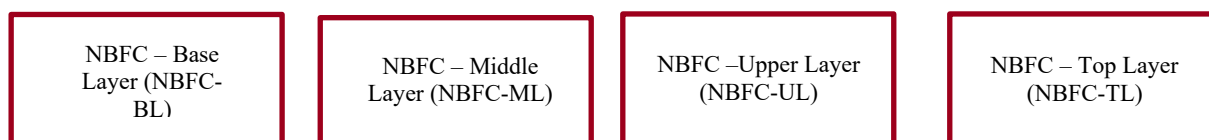
3. **Infrastructure debt fund (IDF-NBFC):** An IDF-NBFC is a company registered as an NBFC to facilitate the flow of long-term debt into infrastructure projects. It raises resources through the issue of rupee or dollar-denominated bonds with a minimum five-year maturity. Only IFCs can sponsor IDF-NBFCs.
4. **Micro-finance institution (NBFC-MFI):** An NBFC-MFI is a non-deposit-taking NBFC with not less than 75% of its assets in the nature of qualifying assets, which satisfy the following criteria:
  - NBFC MFIs can disburse loans to borrowers with household annual income not exceeding Rs 300,000. The household shall mean an individual family unit, i.e., husband, wife and their unmarried children.
  - All collateral-free loans will be considered as qualifying assets. Such loans will include all non-collateral loans irrespective of end use and mode of application/ processing/ disbursal.
  - The loan shall not be linked with a lien on the deposit account of the borrower.
5. **Factors (NBFC-Factors):** An NBFC-Factor is a non-deposit-taking NBFC engaged in the principal business of factoring. Financial assets in the factoring business should constitute at least 50% of its total assets and income derived from the factoring business should not be less than 50% of its gross income.
6. **Mortgage guarantee companies (MGC):** An MGC is a financial institution for which at least 90% of the business turnover is mortgage guarantees or at least 90% of the gross income is from the mortgage-guarantee business and whose net-owned funds is atleast Rs 100 crore.
7. **Non-operative financial holding company (NOFHC):** An NOFHC is a financial institution through which promoter / promoter groups will be permitted to set up a new bank. A wholly owned NOFHC will hold the bank as well as all other financial services companies regulated by the RBI or other financial sector regulators to the extent permissible under the applicable regulatory prescriptions.
8. **Account Aggregators (NBFC-AA):** NBFC Account Aggregator is a financial entity which functions as the Account Aggregator for the customers of NBFC. NBFC-AA accumulates and provides information concerning multiple accounts which are held by the customers in various NBFC entities.
9. **Peer to Peer Lending (NBFC-P2P):** NBFC –Peer to Peer Lending platform (NBFC-P2P) is a type of Non-Banking Financial Company which carries on the business of providing services of Loan facilitation to willing lenders and borrowers through online platform.

### Scale based classification

As per RBI circular dated October 22, 2021, the central bank introduced Scale Based Regulation (SBR) framework for classification of NBFCs along with the activity-based classification of NBFCs as per earlier regulations. The revised SBR framework shall be effective from October 01, 2022.

As per the revised framework NBFCs will be classified into four layers based on their size, activity and perceived riskiness. NBFCs in the lowest layer will be known as NBFC – Base Layer (NBFC BL), NBFCs in middle layer and upper layer shall be known as NBFC - Middle Layer (NBFC-ML) and NBFC - Upper Layer (NBFC-UL) respectively. The Top Layer is expected to be empty and will be known as NBFC - Top Layer (NBFC - TL).

### Classification on the basis of scale-based regulation



Source: RBI, CRISIL MI&A Research

**Base Layer – NBFC – BL** shall comprise of (a). Non deposit taking NBFCs below asset size of Rs 1000 crore and (b). Following NBFCs – (i) NBFC P2P, (ii) NBFC – AA, (iii) NOFHC, and (iv) NBFCs not availing public funds and not having any customer interface.

**Middle Layer – NBFC – ML** shall comprise of (a). All deposit taking NBFCs irrespective of asset size, (b). Non-deposit taking with asset size of Rs 1000 crore and above and (c). Following NBFCs – (i) Standalone primary dealer (SPD), (ii) Infrastructure debt fund (IDF), (iii) Core investment companies (CIC), (iv) Housing finance companies (HFCs) and (v) Infrastructure finance companies (IFCs) Government owned NBFCs shall be placed in the Base Layer or Middle Layer, as the case may be. They will not be placed in the Upper Layer till further notice by RBI.

**Upper Layer – NBFC – UL** shall comprise of NBFCs which are specifically identified by the Reserve Bank as warranting enhanced regulatory requirement based on a set of parameters and scoring methodology. The top ten eligible NBFCs in terms of their asset size shall always reside in the upper layer, irrespective of any other factor.

**Top Layer – NBFC – TL** shall be populated only if in opinion of RBI there is a substantial increase in the potential systemic risk from specific NBFCs in the Upper Layer. Such NBFCs shall be moved to Top layer from the Upper layer.

#### Other regulatory changes under Scale Based Regulations

1. Net Owned Fund (NOF) for NBFC-ICC, NBFC-MFI and NBFC-Factors shall be increased to Rs 10 cr timelines for change in NOF for above mentioned NBFCs is as follows

NBFCs	Current NOF	By March 31, 2025	By March 31, 2027
NBFC – ICC	Rs 2 crore	Rs 5 crore	Rs 10 crore
NBFC – MFI	Rs 5 crore (Rs 2 crore in NE region)	Rs 7 crore (Rs 5 crore in NE region)	Rs 10 crore
NBFC – Factors	Rs 5 crore	Rs 7 crore	Rs 10 crore

2. NPA classification: NPA classification norms stands changed to the overdue period of more than 90 days for all categories of NBFCs, timelines to adhere change for NBFC – BL to 90 days NPA norm is as follows.

NPA norms	Timeline
>150 days overdue	By March 31, 2024
>120 days overdue	By March 31, 2025
>90 days overdue	By March 31, 2026

3. Experience of the board - Considering the need for professional experience in managing the affairs of NBFCs, at least one of the directors shall have relevant experience of having worked in a bank/ NBFC. This regulation shall be applicable for all class of NBFCs.
4. Ceiling on IPO Funding – RBI prescribed ceiling of Rs 1 crore per borrower for financing subscriptions to IPO. NBFCs can fix more conservative limits. This regulation shall come into effect from April 01, 2022.

#### Prompt corrective action framework

NBFCs have been growing in size and now have substantial interconnectedness with other segments of the financial system. Accordingly, in October 2022, the RBI made effective a prompt corrective action (PCA) framework to further strengthen the supervisory tools applicable to NBFCs. The objective of the framework is to enable supervisory intervention at the appropriate time.

It requires the supervised entity to initiate and implement remedial measures in a timely manner to restore its financial health. It does not preclude the central bank from taking any other action as it deems fit at any time, in addition to the corrective actions prescribed in the framework.

The PCA framework applies to all NBFC-Ds and all NBFC-NDs in the middle, upper and top layers, identified under the new SBR. It excludes NBFCs not accepting/ not intending to accept public funds, government companies, primary dealers and HFCs.

The risk thresholds when breached that may result in invocation of PCA are:

## 1. For NBFC-Ds and NBFC-NDs (excluding CICs):

Indicator	Risk threshold 1	Risk threshold 2	Risk threshold 3
CRAR	Up to 300 bps below the regulatory minimum CRAR (currently, CRAR <15% but $\geq 12\%$ )	More than 300 bps, but up to 600 bps below regulatory minimum CRAR (currently, CRAR <12% but $\geq 9\%$ )	More than 600 bps below regulatory minimum CRAR (currently, CRAR <9%)
Tier 1 capital ratio	Up to 200 bps below the regulatory minimum tier 1 capital ratio (currently, tier 1 capital ratio <10% but $\geq 8\%$ )	More than 200 bps, but up to 400 bps below the regulatory minimum tier 1 capital ratio (currently, tier 1 capital ratio <8% but $\geq 6\%$ )	More than 400 bps below the regulatory minimum tier 1 capital ratio [currently, tier 1 capital ratio <6%]
NNPA ratio (including NPIs)	>6% but $\leq 9\%$	>9% but $\leq 12\%$	>12%

Source: RBI

## 2. For CICs

Indicator	Risk threshold 1	Risk threshold 2	Risk threshold 3
Adjusted net worth (ANW) / aggregate risk weighted asset (RWA)	Up to 600 bps below the regulatory minimum ANW/RWA (currently, ANW/RWA <30% but $\geq 24\%$ )	More than 600 bps, but up to 1200 bps below regulatory minimum ANW/RWA (currently, ANW/RWA <24% but $\geq 18\%$ )	More than 1200 bps below regulatory minimum ANW/RWA (currently, ANW/RWA <18%)
Leverage ratio	$\geq 2.5$ times but <3 times	$\geq 3$ times but <3.5 times	$\geq 3.5$ times
NNPA ratio (including NPIs)	>6% but $\leq 9\%$	>9% but $\leq 12\%$	>12%

Source: RBI

### Credit concentration norms

RBI, in its April 19, 2022 guidelines on Large Exposure Framework for Non-Banking Financial Company – Upper Layer (NBFC-UL), permits exposures to the original counterparty to be offset with certain credit risk transfer instruments. These include instruments such as cash margin/caution money/security deposit against which the right to set off is available, held as collateral against the advances, and government guaranteed claims (0% risk weight for central and 20% for state government for CRAR computation) However, this was exclusive to NBFC-UL.

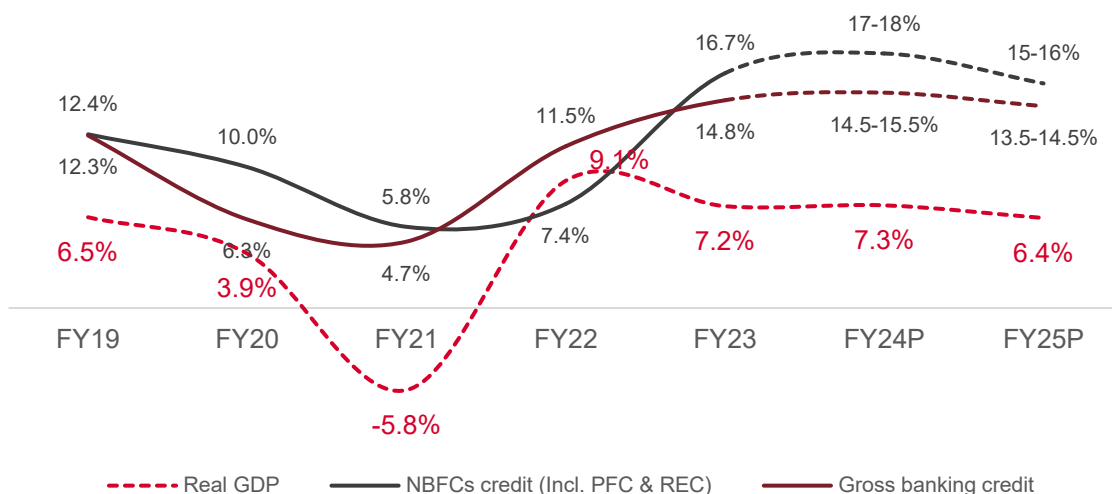
In a move towards standardisation, the RBI has extended this provision to NBFCs in the middle and base layers. This harmonisation levels the playing field for all NBFCs across layers.

Out of 9,376 RBI-registered NBFCs, only 15 fall under the NBFC-UL category, while the majority are in the middle and base layers.

### Overview on NBFC sector

#### NBFC credit growth to stay robust through fiscal 2025 despite economic challenges and regulatory tightening

#### Credit growth of NBFCs trending above that of banks



Note: 1) P: Projected

2) Historical credit growth numbers are adjusted for merger of HDFC Ltd into bank for comparable credit growth

Source: Reserve Bank of India (RBI), National Housing Bank (NHB), Ministry of Finance, Company reports, CRISIL MI&A Research

India has remained one of the fastest-growing economies globally despite geopolitical issues. In 2024 and 2025 as well, the economy is projected to expand at 6.5%, as per the International Monetary Fund's (IMF) January 2024 World Economic Outlook, reflecting resilient domestic demand. Also, providing heft are factors such as demographic advantage, economic reforms, manufacturing and infrastructure thrust, technological advancements, and the government's digital push.

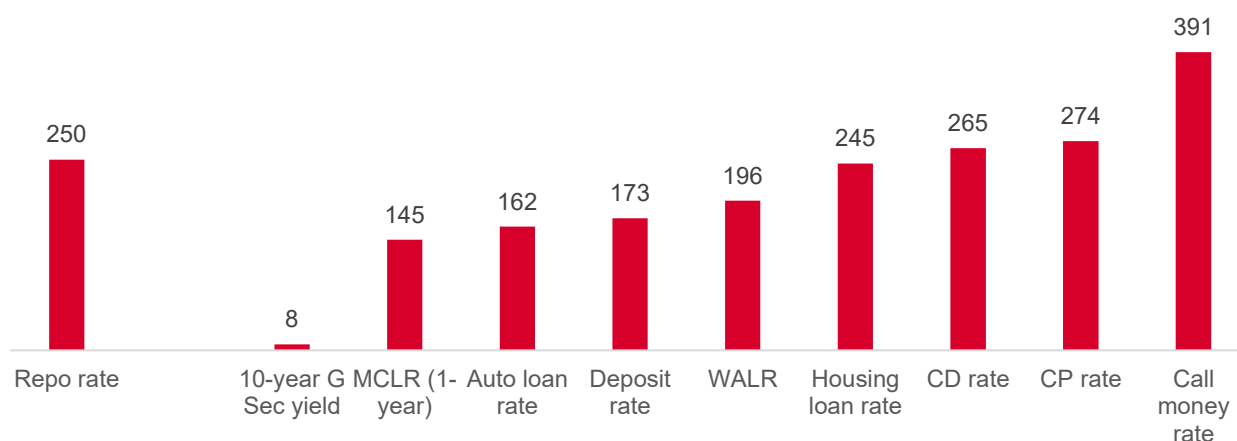
Global growth is forecast at 3.1% in 2024 and 3.2% in 2025, also higher than the IMF's October 2023 forecast by 20 basis points (bps), owing to better-than-expected resilience of the US economy and several large emerging and developing economies, as well as fiscal support in China.

### RBI hikes rates to tame inflation

To address elevated domestic inflation, the Reserve Bank of India (RBI) started increasing the policy repo rate in fiscal 2023 — by 40 basis points (bps) in May, 50 bps each in June, August and September, 35 bps in December 2022, and a further 25 bps in February 2023 — taking it to 6.50%. Post the aggregate 250 bps hike, the central bank has paused the cycle to evaluate the impact of the hikes on the economy, which tend to get transmitted with a lag. To ensure transmission of the rate hikes into the banking system, the RBI also conducted open market operations and implemented fortnightly incremental cash reserve ratio for banks, which ended October 2023. There has been a liquidity deficit since September 2023, owing to also forex interventions by RBI and currency demand during the festive season. In fact, the liquidity deficit in the banking system was at a decadal high of Rs 3.34 trillion as of January 22, 2024. Some of this was offset by the withdrawal of Rs 2,000 denomination notes, the last date of which was October 7, 2023, which led to a rush of deposits.

### Progress on transmission of rate hikes

### Transmission of rate hikes (in bps; April 2022 - September 2023)



*MCLR: Marginal cost of funds-based lending rate; WALR: Weighted average lending rate; CD rate: Certificate of deposit rate; CP rate: Commercial paper rate*

*Source: RBI, The Clearing Corporation of India Ltd, National Statistics Office, CRISIL MI&A Research*

### NBFCs have regained momentum post tepid growth in fiscals 2021 and 2022

Non-banking financial companies' (NBFCs) loan disbursements grew at 15% compound annual growth rate (CAGR) between fiscals 2016 and 2018, mainly owing to aggressive expansion of their footprint across India and the entry of several new players. The healthy growth rate coincided with a decline in bank credit growth which was reeling under the impact of legacy asset quality concerns.

However, subsequently, the NBFC sector faced headwinds after Infrastructure Leasing & Financial Services (IL&FS) defaulted on repayment of loans in September 2018, which was followed by a liquidity crisis. Later, funding challenges and the Covid-19 pandemic added further pressure.

The pandemic sharply impacted economic activity in fiscal 2021, consequently slowing down demand for credit. In fiscal 2022, lockdown restrictions were relaxed after the second wave of the pandemic, leading to normalisation of business activities, which once again drove credit growth in most segments. Banks benefited in this milieu and used their surplus liquidity to gain market share in terms of credit disbursals in a few key segments.

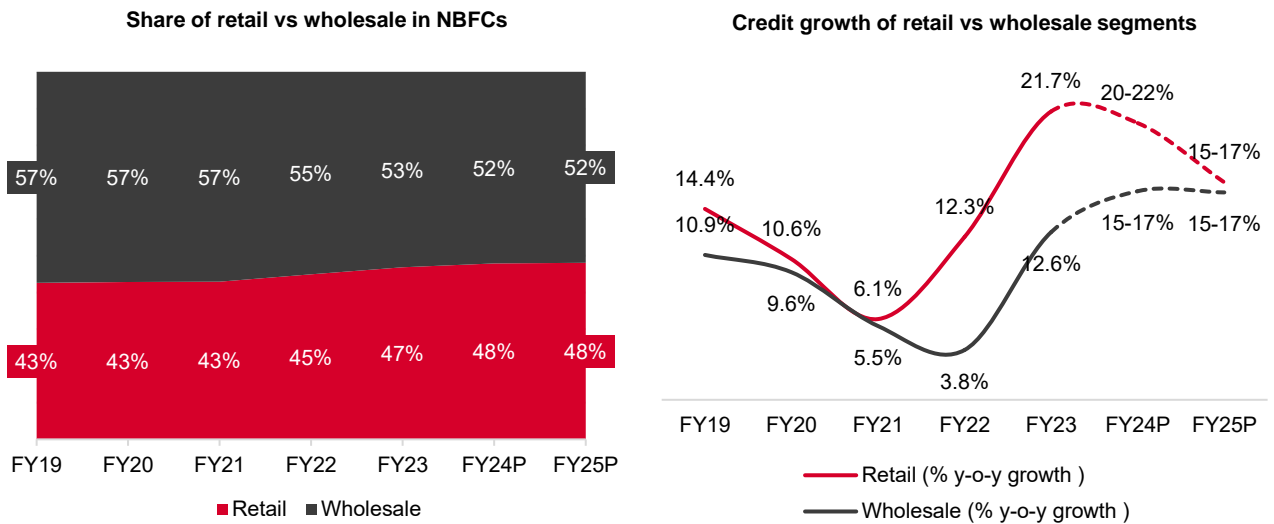
In fiscal 2023, though, NBFCs were back on track, posting a growth of 16.7% on-year, albeit on a low base; had grown 7.4% on-year in fiscal 2022. Asset quality, too, improved in the fiscal on account of normalisation of economic activity and improved collection efficiency across segments, with the gold segment being an exception. Acute competition from banks and impact on asset quality of gold loans slowed credit flow of gold loan NBFCs, which rose a low 5%.

That said, at an overall level, consolidation in certain corporate groups and other corporate activities indicate buoyancy in the NBFC space and expectations of healthy credit growth. In this fiscal and the next, CRISIL MI&A Research expects credit to grow 17-18% and 15-16%, respectively, with housing, personal, auto and microfinance loans in the retail segment, and loans to micro, small and medium enterprises (MSMEs) in the wholesale segment remaining the primary drivers. In fact, lending to MSMEs has gained traction over the past three fiscals, with a focus on unsecured business loans. Besides, the entry of a new player in the retail and MSME space is expected to intensify competition going forward.

Still, collection efficiency is expected to hold up in the near future, resulting in easing of asset quality.

### Retail to continue driving NBFC credit growth amid evolving regulatory landscape

## Gap between share of retail and wholesale segments narrowing



Note: P — projected

- 1) Retail includes housing, auto, gold, microfinance, personal loans, consumer durables, and education
- 2) Wholesale includes MSME, real estate and large corporate, infrastructure, and construction equipment

Source: Industry, CRISIL MI&A Research

Following the NBFC crisis in fiscal 2018, it was the retail segment that supported growth of the NBFC sector between fiscals 2020 and 2022, whereas the wholesale segment posted low single-digit growth. Last fiscal, the retail segment grew 22% on-year while wholesale rose 15%. While credit growth was broad-based in the retail segment, the MSME segment was the primary growth driver for the wholesale segment, additionally supported by decent growth on a high base in infrastructure financing.

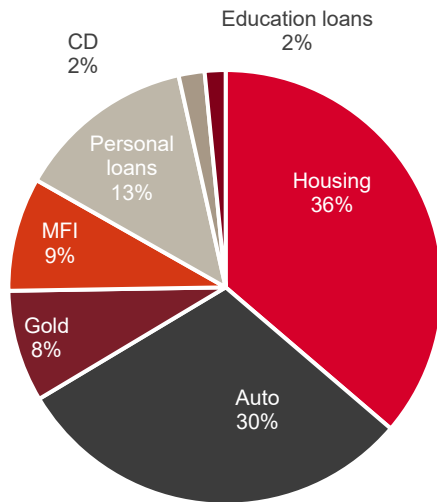
With continued focus on the retail segment and multiple players announcing plans to reduce wholesale exposure, the retail segment's market share is expected to expand further from 43% (vs. wholesale's 57%) in fiscal 2019 to 48% by the end of this fiscal and remain steady in fiscal 2025. This is on account of retail segment's healthy credit uptake of 20-22% and 15-17% in fiscals 2024 and 2025, albeit the pace is a moderation from the peak growth of 21.7% in fiscal 2023. The slowdown is because of normalisation in unsecured segments that had posted sharp growth in the past and the impact of the RBI's risk weight circular.

Noting the accelerated growth of retail segment disbursements against the backdrop of a rising interest rate environment, the RBI introduced the risk weight circular to better address the challenges from the growth in the segment. As per the circular, the risk weight of all consumer loans for banks as well as NBFCs (including credit card receivables) was increased by 25%, excluding housing, vehicle, education and gold loans. Additionally, the risk weight for exposure by banks to NBFCs where the extant risk weight of the NBFC was below 100% was also increased by 25%.

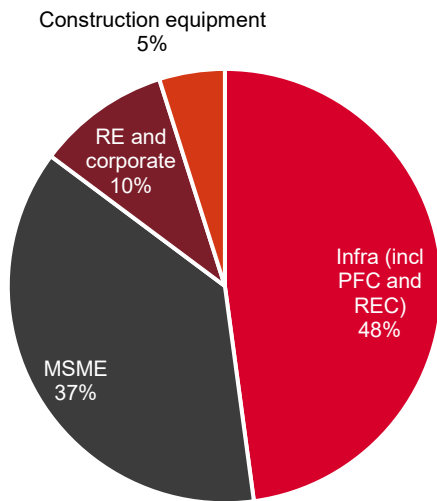
This is expected to lead to normalisation of disbursements, especially with respect to the unsecured lending segments.

**Retail vs. wholesale segment of NBFCs in fiscal 2023**

**Retail credit break-up**













**Wholesale credit break-up**



Source: RBI, company reports, CRISIL MI&A Research

**Retail segment continues to lead NBFC credit growth**

		CAGR FY19-23	FY23 y-o-y	FY24P y-o-y	FY25P y-o-y
	Housing	7%	13%	13-14%	11-13%
	Auto (all segments)	9%	20%	20-21%	15-16%
	Personal loan	35%	57%	31-33%	19-21%
	Gold	16%	5%	11-13%	11-13%
	Microfinance	25%	38%	28-30%	23-25%
	Consumer durables	29%	47%	39-41%	29-31%
	Education	30%	68%	64-66%	29-31%
	MSME	18%	27%	25-27%	23-25%
	Corporate and Real estate	(5)%	(10)%	(7-9)%	(1-3)%
	Infrastructure	7%	9%	11-13%	11-13%

<5%
5-10%
>10%

P: Projected

Source: Company reports, CRISIL MI&A Research

Over the past few years, despite revised regulatory frameworks as well as challenges such as Covid-19, the housing finance market has posted consistently healthy growth. Between fiscals 2019 and 2023, it logged 12% CAGR, driven by higher affordability, pent-up demand for housing, and government initiatives. In fact, credit growth of the overall housing finance sector has returned to pre-pandemic levels of ~15%. Demand for home loans has been fuelled by a growing young population with rising disposable incomes migrating to metro cities with an aspiration to buy homes. High demand in tier II and III cities has further contributed to the significant increase in demand for real estate. Last fiscal, the RBI started increasing the repo rate to rein in spiralling inflation. However, this did not slow down housing credit demand as the economy remained resilient, income levels of salaried customers remained largely intact, and disbursements remained healthy. CRISIL MI&A Research expects NBFC credit demand to grow further, at 13-14% in this fiscal and 11-13% in the next. Meanwhile, following the merger of HDFC Ltd and HDFC Bank, the market share of banks increased from 67% pre-merger to 80% in fiscal 2023, with housing finance companies (HFCs) comprising 20% share.

Auto finance posted healthy credit growth in fiscal 2023, supported by easing of semiconductor shortages, pent-up demand for car and utility vehicles, improving profitability of transporters, and advance purchasing in anticipation of the second phase of Bharat Stage VI norms. Growth in fiscals 2024 and 2025 will be driven by rising demand for commercial vehicles, cars, utility vehicles and two-/three-wheelers, accompanied by bigger ticket financing and the government's focus on infrastructure spending. With this, CRISIL MI&A Research expects the auto finance NBFC segment to grow at 20-21% this fiscal and 15-16% next fiscal.

Credit growth for gold loan NBFCs is expected to moderate to 11-13% on-year this fiscal from 16.2% CAGR between fiscals 2019 and 2023. The trajectory is, however, still higher vis-à-vis fiscal 2023, wherein growth decelerated to 5% on-year. The moderate growth in relation to the past five-year CAGR was on account of severe competition from banks and mixed credit demand from the rural economy — a major market segment for gold loan NBFCs. In fiscal 2025, NBFC credit in the gold loan finance segment is expected to grow at 11-13%.

The microfinance industry has grown at 17% CAGR between fiscals 2019 and 2023, with NBFC-microfinance institutions (MFIs) growing at the faster pace of 25% CAGR, thereby gaining market share from banks, which registered growth of 11% CAGR during the period. The new regulatory framework contributed to improved financial inclusion due to higher household income. Hence, last fiscal, growth of 38% on-year for MFIs was fuelled by increase in the average ticket size



and higher customer acquisitions. With improved collection efficiency, increasing ticket size, and implementation of the new regulatory framework, disbursements are expected to sustain momentum. This would result in the segment's outstanding book growing 28-30% this fiscal, followed by some moderation in growth of 23-25% next fiscal.

The first and second waves of the pandemic were particularly challenging on MSMEs. The segment has a fundamental link to economic activity. In fiscal 2023, though, with the Indian economy having normalised, and pace of industrialisation and urbanisation picking up, the revenue of Corporate India increased 19-21% and that of SMEs, 11-13%. In line with overall growth, aggregate MSME credit grew 22% in the fiscal. CRISIL MI&A Research projects NBFC lending to outpace overall MSME credit growth in fiscals 2024 and 2025, at 25-27% and 23-25%, respectively.

Real estate and corporate portfolios of NBFCs/HFCs are systematically being trimmed. NBFCs/HFCs are collectively shifting their focus towards the retail business. This led to decline in credit of 6% in fiscal 2022 and 7% in fiscal 2023 towards the real estate and corporate segments. CRISIL MI&A Research projects wholesale credit to decline a further 7-9% this fiscal and 1-3% in fiscal 2025, though disbursement towards with real estate is expected to pick up for a few NBFCs/HFCs.

Infrastructure, including Power Finance Corporation (PFC) and Rural Electrification Corporation (REC) saw muted growth in fiscal 2022 because of weak demand for power amid the pandemic. However, last fiscal, growth gained momentum owing to investments in renewable power and pick-up in transmission and distribution amid increased demand for power due to revival in industrial activity and early onset of summer. Accordingly, the book grew 9% to an outstanding of Rs 8,890 crore as of March 2023, albeit on a low base of the previous fiscal. Growth is expected to be stronger in fiscals 2024 and 2025 at 11-13% for each year, owing to firm demand from the power sector.

### Gradual improvement seen in asset quality

		GNPA FY23	GNPA FY24P	GNPA FY25P
Retail	Housing	1.6%	1.1-1.3%	1.0-1.2%
	Auto (all segments)	5.0%	4.0-4.5%	4.0-4.5%
	Gold	3.0%	2.8-3.0%	2.5-2.7%
	Microfinance	2.9%	2.0-2.2%	1.8-2.0%
Wholesale	MSME	3.6%	3-4%	3-4%
	Real estate & corporate	NM	NM	NM
	Infrastructure (Incl. PFC REC)	3.6%	3.0-4.0%	3.0-4.0%
		<2.5%	2.5-7.5%	>7.5%

Note: P: projected

1) Green: <2.5%; Amber: 2.5-7.5%; Red: >7.5%

2) Asset quality in real estate and corporate loans is not meaningful due to the addition of contractual moratorium, date for commencement for commercial operations extension, one-time restructuring and player strategy to reduce the wholesale portfolio

Source: Company reports, CRISIL MI&A Research

Pandemic-induced stress has affected asset quality in the retail and wholesale segments over the past few fiscals. The intensity of stress has varied across segments based on the asset class. Further, the relief measures initiated by the government and the central bank, such as moratorium and one-time restructuring schemes, have helped arrest, to an extent, the significant deterioration in asset quality.

In fiscal 2023, normalisation of economic activities and resumption in credit flow improved collection efficiency, leading to a reduction in GNPA. This was helped by write-offs given the comfortable capital buffers maintained by NBFCs.

In fiscal 2023, most prime housing finance companies (HFCs) went through repricing of their books and loan balance out rates were higher. However, in the first half of fiscal 2024, repricing of the books has come down as the cumulative repo rate pass-on to the final customers is almost complete. Lowering of the repo rate from the first quarter of fiscal 2025, as hinted by the Monetary Policy Committee (MPC), will help as the burden of expensive loans will fall off the end customers shoulders. CRISIL MI&A Research expects the retail home loan segment’s asset quality to improve to 1.1-1.3% in fiscal 2024 and 1.0-1.2% in fiscal 2025.

Auto industry's stress levels, which peaked in fiscal 2021, have now returned to pre-pandemic levels with GNPA's at 4.70% as of March 2023. GNPA's are expected to improve further supported by sustained macroeconomic activity. With this, CRISIL MI&A Research expects GNPA's to range 4-4.5% during fiscals 2024 and 2025.

Gold finance is considered to be a safer segment from an asset quality perspective as players can improve GNPA's by auctioning gold collateral. Additionally, given the liquid nature of collateral and recent increase in gold prices, the ultimate loss given default is expected to be modest. Gold loan NBFCs have loan to value (LTV) ratios of 60-70%, a sufficient buffer for any price fluctuation. However, GNPA's increased to 3.0% in fiscal 2023, due to a combination of migration of teaser loans to higher interest loans and broadening of credit filters. Traditionally, GNPA's have been controlled via recoveries through gold auctions. However, since gold financing is an extremely customer-centric business, gold auctions tend to be the last resort. Typically, NPAs are resolved through customer repayments. Additionally, in case of GNPA's driven by migration of teaser loans to higher rates, further slippages could be limited since much of the teaser loan book has already been migrated. Overall, CRISIL MI&A Research expects GNPA's of gold loan NBFCs to improve to 2.8-3.0% by March 2024 and moderate to 2.5-2.7% by fiscal 2025.

After a peak of 6% in March 2022, GNPA's of the NBFC-MFI book fell to 2.90% in March 2023,. With this, it appears that asset quality concerns plaguing the segment are largely over. GNPA's are expected to further moderate to 2.0-2.2% and 1.8-2.0% this fiscal and the next, respectively, as normal collections and disbursements continue.

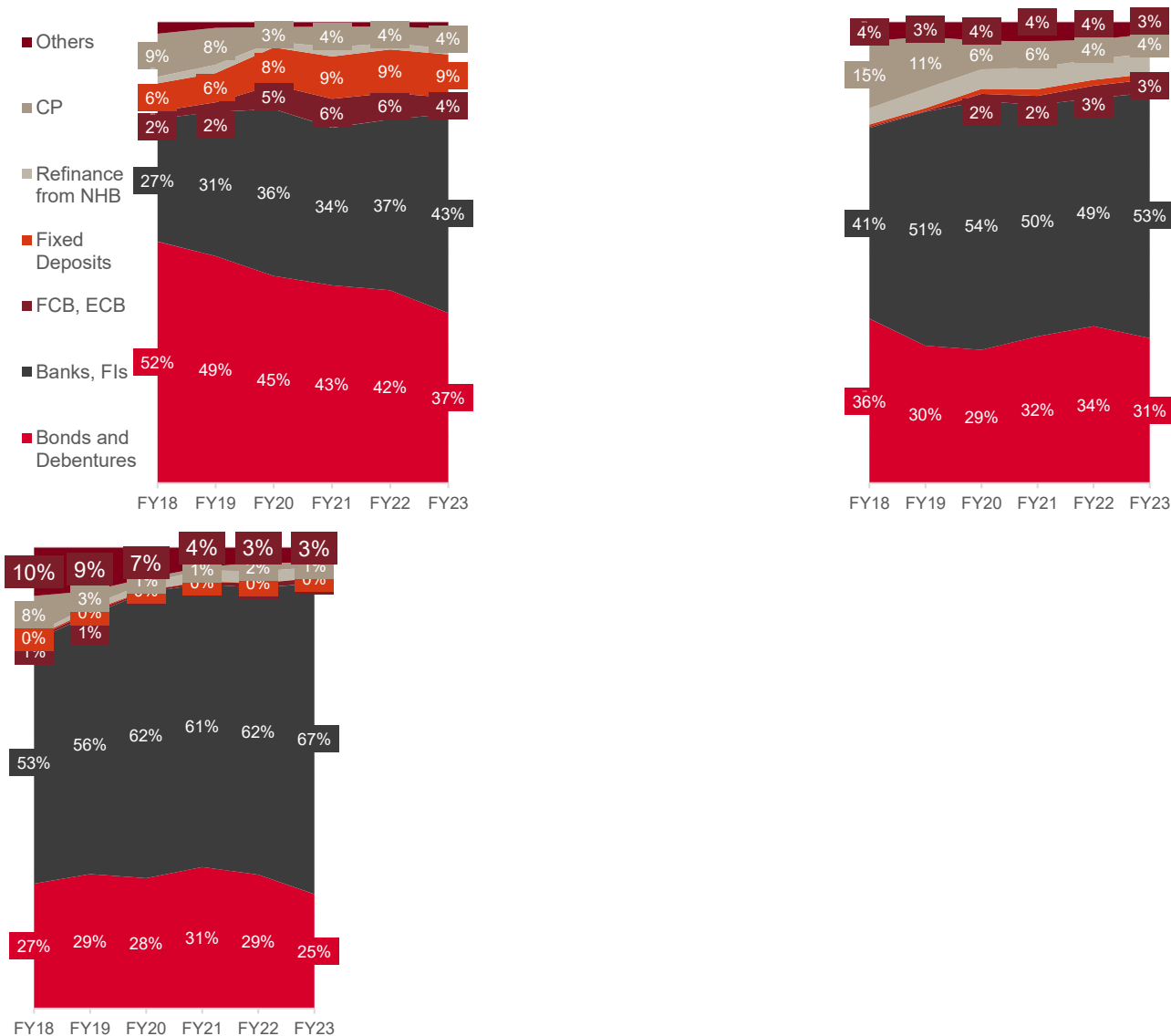
In fiscal 2021, the NBFC MSME segment’s GNPA's reached 6-7% due to increased stress among MSME borrowers, hit hardest by the pandemic. The second wave further impacted economic activities, heightening the stress. However, the impact on asset quality was cushioned by the one-time restructuring announced by the RBI in May 2021. NBFCs’ GNPA's declined from 5.0% in March 2022 to 3.6% in March 2023, with continued improvement in economic activity, better collection efficiency and faster credit growth. CRISIL MI&A Research expects asset quality to range 3-4% in fiscal 2024.

The overall stress of the real estate and corporate segments is traditionally higher than those of other segments. In the first half of fiscal 2024, a considerable amount of technical write-offs have been undertaken by some NBFCs/HFCs. However, GNPA's remained above the ~9% mark in fiscal 2023, down ~251 bps on-year, and are expected to range 8-10% this fiscal.

**Share of bank funding expected to moderate in the near to medium term for NBFCs**

**Bank and capital market borrowings interplay to evolve with transmission of rate hikes amid liquidity deficit**

Large NBFC (loans > ₹1000 crore)	Medium NBFCs (₹100-1000 crore)	Small NBFCs (loans < ₹100 crore)
-------------------------------------	-----------------------------------	-------------------------------------



Note: Coverage includes 100+ NBFCs (including HFCs) constituting 81% of the total NBFC market (excluding PFC, REC and HDFC)

Source: Company reports, CRISIL MI&A Research

While the impact of risk weight circular is expected to result in increased cost of capital for NBFCs with exposure to consumer lending segments, NBFCs rated A- and above and operating in these segments will also face an additional impact on their borrowing cost from bank funding as banks pass on the increased cost of capital to NBFCs. Higher lending rates by banks to NBFCs could also spill over to corporate bonds through higher yields via widening of credit spreads for NBFCs.

From a scale perspective, large NBFCs (with loan book > Rs 500 billion) have a higher capability to tap capital markets and raise bonds and debentures for their funding requirements due to strong market presence, larger scale of operations and a better set of ratings. However, after the NBFC crisis in fiscal 2019, the share of bonds in the borrowing mix has been declining. It was 37% in fiscal 2023 compared with 52% in fiscal 2018. Correspondingly, the share of bank borrowings has consistently increased.

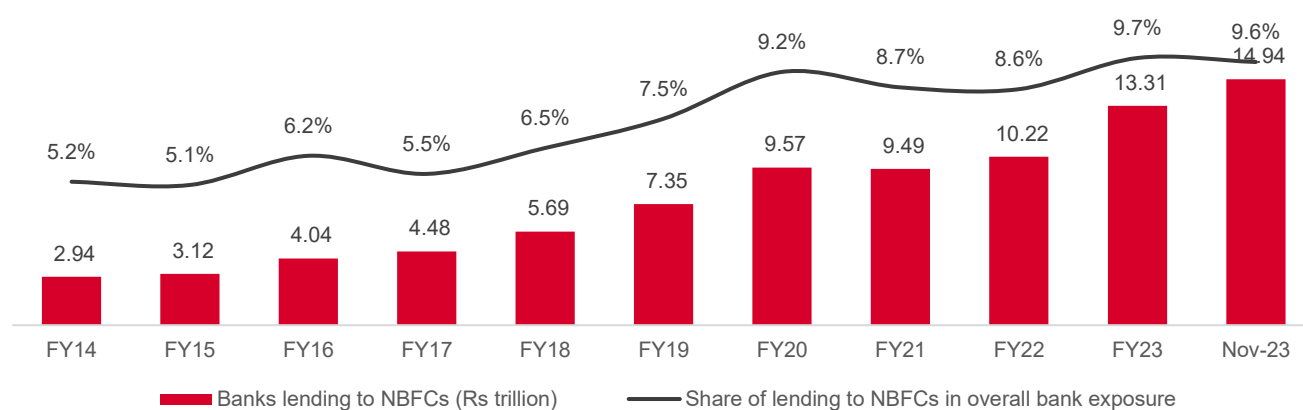
With softer policy rates abroad, large NBFCs have also tapped overseas funding options through the external commercial borrowing (ECB) route; the share of ECBs increased to 6% in the borrowing mix in fiscal 2022 from 2% in fiscal 2018. However, with reversal of interest rates in fiscal 2023 and most central banks adopting aggressive rate hikes, the share of ECBs declined to 4% at end-fiscal 2023, with some NBFCs even opting to prepay their ECB/foreign currency borrowings. Refinance from NHBs occupied a small but steady share in large NBFCs.

Meanwhile, small and medium-sized NBFCs depend on term loans as the principal source in their borrowing mix. In addition, the share of deposits is lower, as a higher share of small and medium-sized NBFCs are non-deposit taking. With limited access to capital markets compared with large NBFCs, impacted further during the liquidity crisis, these NBFCs have become more dependent on banks and financial institutions for funding. Hence, the share of term loans has increased rapidly in small and medium-sized NBFCs after the crisis. Here, it is pertinent to note that there was a small decline in the share of bank borrowings in fiscals 2021 and 2022, amid a low interest rate environment, when capital markets offered attractive yields and the share of bonds increased.

In addition, short-term borrowings from commercial papers (CPs) reduced across NBFCs, and were replaced by short-term loans from banks. With interest rate repricing in benchmark-linked bank borrowings, the share of CPs could see an uptick if short-tenure yields normalise.

Going forward, bank funding to NBFCs is expected to moderate in the near to medium term with the impact of the RBI's circular and further transmission of rate hikes accelerated by deficit liquidity in the banking system.

### Bank lending to NBFCs increased to ~23% in fiscal 2023; to undergo moderation in the near to medium term

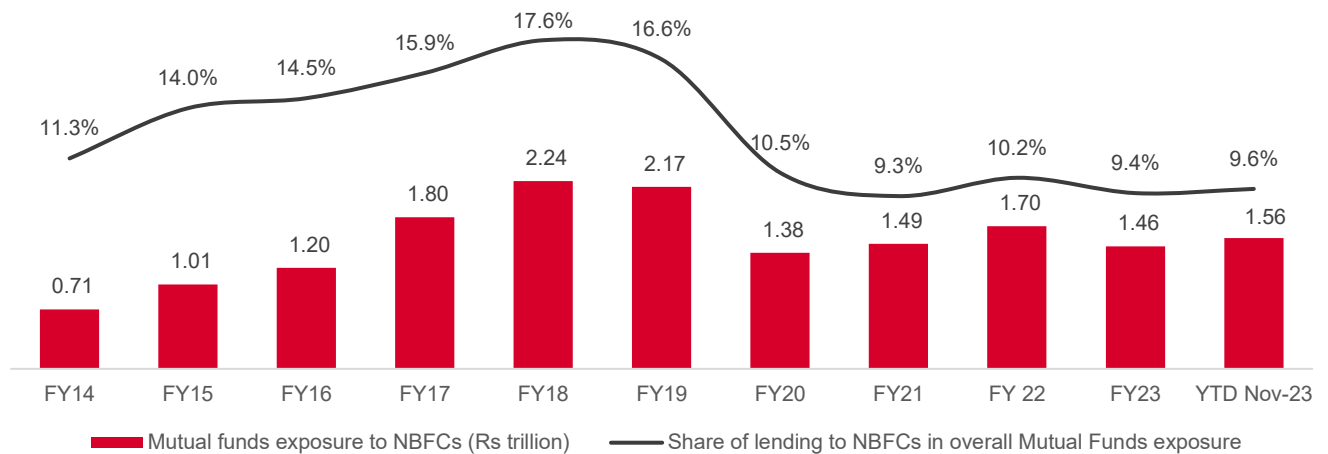


Source: Company reports, CRISIL MI&A Research

The share of bank lending to NBFCs has almost doubled during the past 10 years. In fiscal 2023, with interest rate tightening and repo increasing 250 bps to 6.50%, the cost of debt market borrowing increased. This contributed to higher-risk premium for lower-rated NBFCs, leading to term loans of banks becoming the preferred source of borrowing. This was also supported by improved credit growth across all segments during the current fiscal, leading to higher demand for bank credit from NBFCs.

Banks' credit exposure to NBFCs grew 22% on-year in November 2023, while NBFCs' overall credit exposure was 9.59%. Credit offtake picked up in fiscals 2023 and 2024, due to a resilient economy and accelerated progress made by NBFCs. Due to the merger of HDFC twins, credit exposure did drop marginally but returned to the premerger levels in September 2023 before surpassing it in October 2023. Bank advances to NBFCs increased 22% on-year in November 2023. Growth is expected to slow down given the impact of the RBI's efforts like the risk weight circular and dynamic management of banking liquidity.

### Mutual funds' exposure to NBFCs remains low



Source: Securities and Exchange Board of India, CRISIL MI&A Research

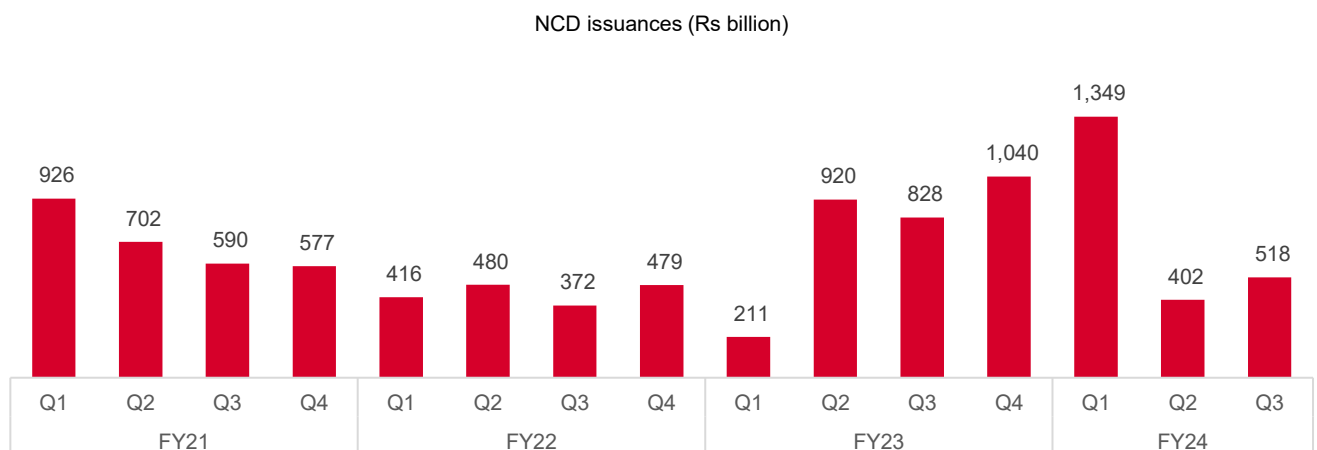
Note: The exposure in the above graph refers only to debt mutual funds

NBFCs' exposure to mutual funds has grown at a rapid pace this fiscal. However, the IL&FS crisis in fiscal 2019 led to caution. Exposure declined from ~18% in fiscal 2018 to 10% in fiscal 2022, and this trend is expected to continue in the medium term. Large NBFCs that showcased strong performance and resilience in fiscal 2022, and small and medium-sized NBFCs to some extent, are expected to drive mutual fund investments in NBFCs going forward. This is unlike prior to fiscal 2019, when the bulk of the investments was in small and medium-sized NBFCs, which boosted their growth.

The total exposure of NBFCs to mutual funds was Rs 1.56 trillion in November 2023, constituting 9.6% of total mutual fund exposure.

### Non-convertible debenture issuances remain a monitorable

#### HDFC merger and interest rate volatility dampened NCD issuance momentum in the recent quarters



Note: Above data represents trend for key 160 NBFCs forming more than 95% of loans and advances of estimated NBFC sector outstanding

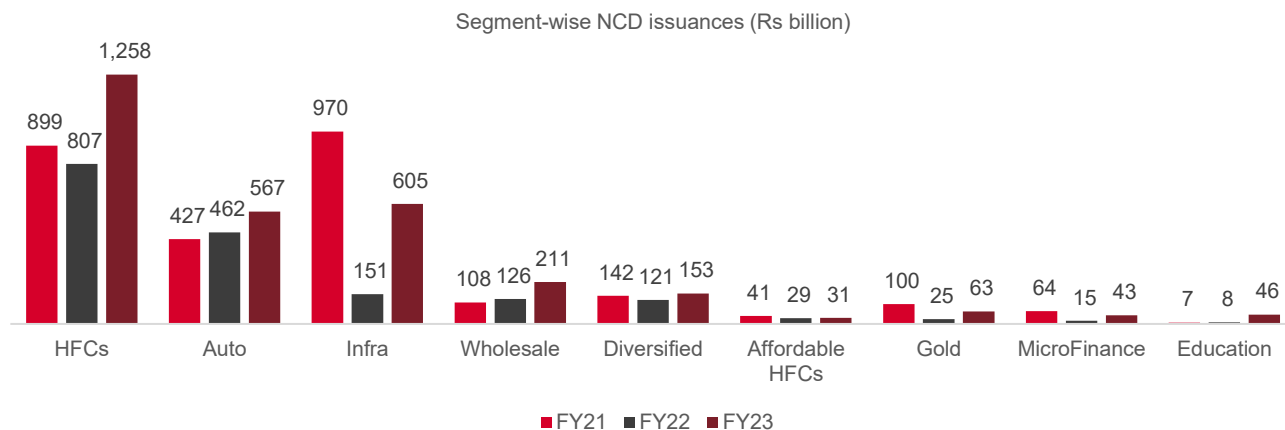
Source: F' track, monthly portfolio disclosures by mutual funds and CRISIL MI&A Research

NCD issuances dipped in fiscal 2022, because of NBFC asset quality concerns. Issuances were mainly by larger players with good parental support and a strong credit rating. NCD issuance fell ~37% on-year from Rs 2.8 trillion in fiscal 2021 to Rs 1.7 trillion as of fiscal 2022.

NCD issuances plummeted after the first quarter of fiscal 2024, impacted by HDFC's merger as a significant issuance was made by HDFC Ltd in May (~37%) and June 2023 ~(31%) out of the total issuances of NCDs. Subsequently, the company merged with HDFC Bank with effect from July 2023. By December 2023, the total amount of issuances rose to Rs 230 billion from Rs 210 billion in November 2023. Tata Capital Financial Services, Muthoot Finance Ltd and Shriram Finance Ltd collectively accounted for ~25% of the issuances. Overall, the issuances in the third quarter of fiscal 2024 increased

29% on a sequential basis, while declining 37% on-year.

### NCD issuances in the retail segment perform better than wholesale



Note: Top 100 companies by AUM considered for issuances

Source: CRISIL MI&A Research

In fiscal 2023, NCD issuances surpassed fiscal 2020 levels across all retail segments, with the highest increase in education loans on the low base of fiscal 2022. Issuances also picked up in the wholesale segment, with healthy issuances among infrastructure finance issuers.

### Securitisation volume rose 20% on-year in the first nine months of this fiscal

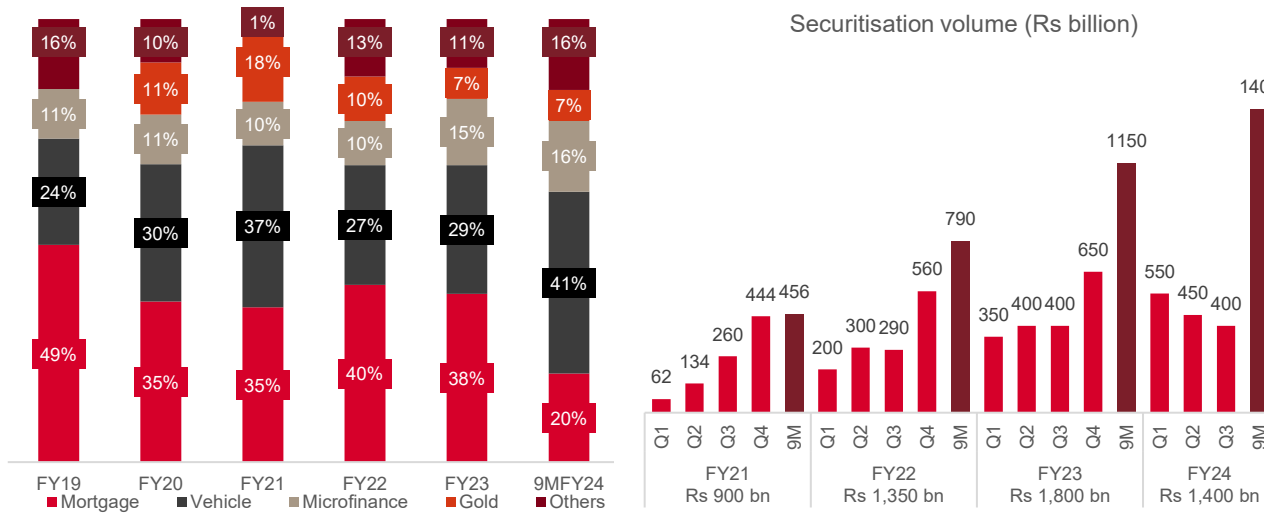
The securitisation market in India exhibited healthy growth in fiscal 2023. The upward trend in securitisation volume for fiscal 2023 vis-à-vis fiscal 2022 zoomed to Rs 1,800 billion. NBFCs saw an increase in funding requirements to meet strong growth in retail credit demand, despite the rise in policy repo rates during the fiscal. The amendments notified in the RBI guidelines on December 5, 2022, bars lenders from securitising loans that mature in less than 365 days.

Fiscal 2023 saw a wider participation with ~160 originators and ~110 investors. This compares with ~130 originators and ~90 investors in fiscal 2022. Among new originators in the securitisation market are small finance banks, which have increased their securitised issuances in recent quarters to access incremental liquidity. Increase of share in the non-mortgage sector in fiscal 2023 was led by commercial vehicle (29%) and microfinance (15%) loans. Mortgage-backed loans declined to ~38% in fiscal 2023 compared with ~40% of the entire securitisation volume in fiscal 2022. Gold and others made up the remaining 18% of the volume, at 7% and 11%, respectively.

Significant growth in this market is expected to continue given the expectation of healthy credit growth by NBFCs, retail focus by banks who are the largest investors in this market and the recent regulatory guidelines on risk weights. As the cost of funds for NBFCs, especially from bank funding given the impact of the RBI circular, increases, demand for securitisation and co-lending could gain momentum. Further, investor confidence in the unsecured pools has been bolstered by healthy collection efficiency in the past. Growth will likely also be supported by the popularity of replenishing structures.

Banks continued to be the dominant investors in securitisation transactions, providing funding for NBFCs to fuel their retail credit growth. However, mutual funds and alternative investment funds have also been eyeing securitisation to diversify to retail assets with a robust performance track record. The market shift towards pass-through certificates (PTCs) could accelerate such investments, given the presence of credit enhancements that increase investor protection and flexibility to customise transactions as per investor requirements. This could also help deepen the market and spur innovation critical for further market development.

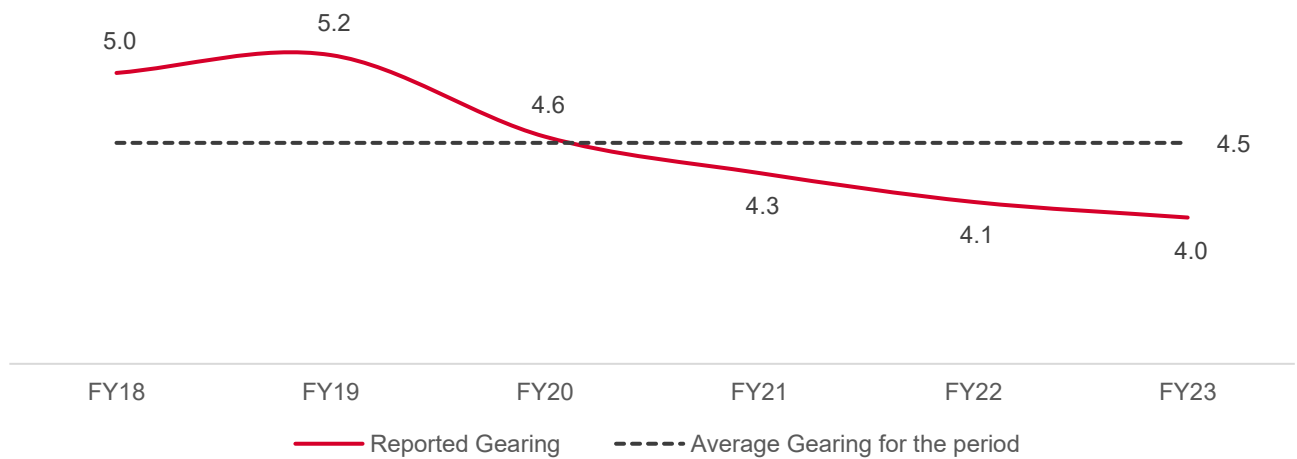
**Securitisation volumes up, cross Rs 1.4 trillion in first nine months of this fiscal**



Source: CRISIL Ratings

**Gearing remains comfortable across NBFCs**

**Comfortable gearing provides cushion for accelerated growth**



Note: Coverage includes 100+ NBFCs (including HFCs) constituting 81% of the total NBFC market size (excluding PFC, REC and HDFC)

Source: CRISIL MI&A Research

During the pandemic, NBFCs underwent a deleveraging phase as they became cautious in lending to preserve asset quality, which constrained AUM growth. As a result, gearing declined to 4.0 times as of March 2023 from 5.2 times as of March 2019. The decline in gearing was further supported by healthy internal accrual post the pandemic, which was a result of pent-up credit demand and low interest rate environment. The pent-up demand drove AUM growth, especially across higher yielding segments, which impacted profitability positively. The low-interest environment translated into lower cost of funds, resulting in higher spreads, which further impacted profitability positively. Additionally, segments such as microfinance and AHF also saw equity infusions from impact funds and private equity funds, which further supported gearing in their respective segments.

While the gearing as of March 2023 remained below the average gearing of 4.5 times between fiscals 2020 and 2023, it provides NBFCs a launchpad for accelerated credit growth going forward and a cushion for any asset quality-related shocks

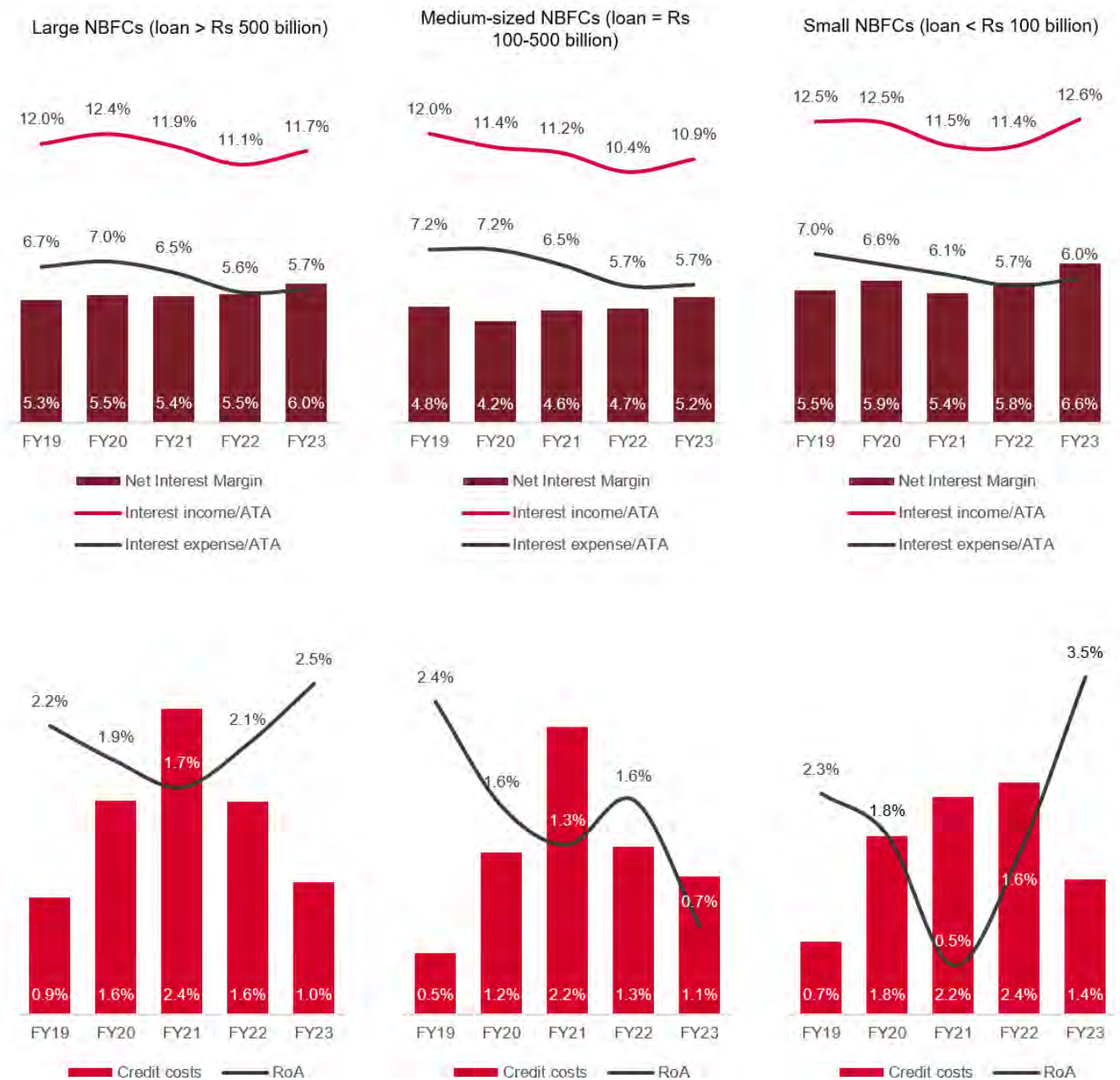
in future.

Noting the exuberant growth of unsecured lending against the backdrop of a rising interest rate environment, the RBI introduced the risk weight circular as a deterrent to the growth of unsecured loans. As per the circular, the risk weights of all consumer loans for both banks and NBFCs (including credit card receivables) was increased by 25%, excluding housing loans, vehicle loans, education and gold loans. Additionally, the risk weights for exposure by banks to NBFCs where the extant risk weight of the NBFC is below 100% was also increased by 25%.

Banks faced an impact of ~85 bps on capital adequacy owing to the circular, whereas for key NBFCs operating in the consumer lending segments, the impact was as high as 200-400 bps. Larger NBFCs, rated A- and above and operating in these segments, will also face additional impact on their borrowing cost from bank funding as capital cost for the same increases for banks. Such an increase in cost of funds for these NBFCs could also drive demand for securitisation and co-lending. This could, in turn, accelerate capital raises by entities for managing loan book growth while ensuring adequate capital buffers are maintained. In short, this could lead to higher capital requirements by lenders.

**Profitability expected to be resilient even as cost of funds inches up**

**Net interest margin protected by marginal pass-on of rising interest rates and deleveraging in fiscal 2023**





Note: Coverage includes 100+ NBFCs (including HFCs), constituting 81% of the total NBFC market size (excluding PFC, REC and HDFC)

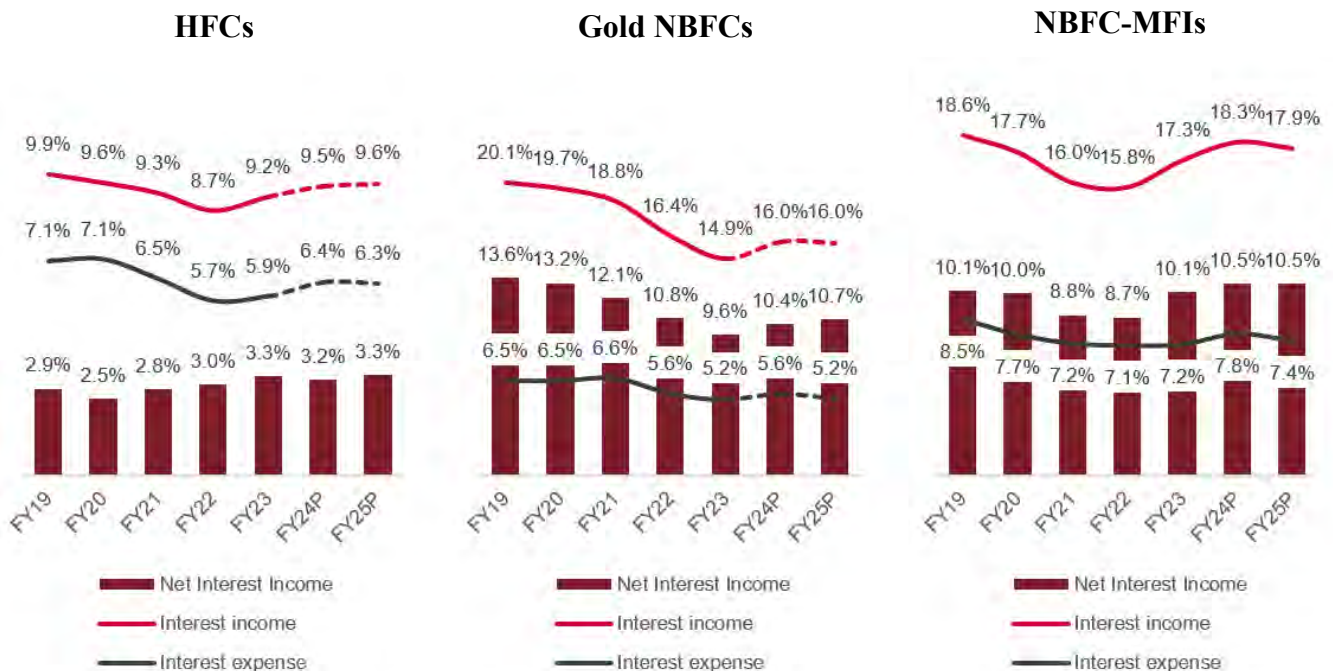
Source: Company reports, CRISIL MI&A Research

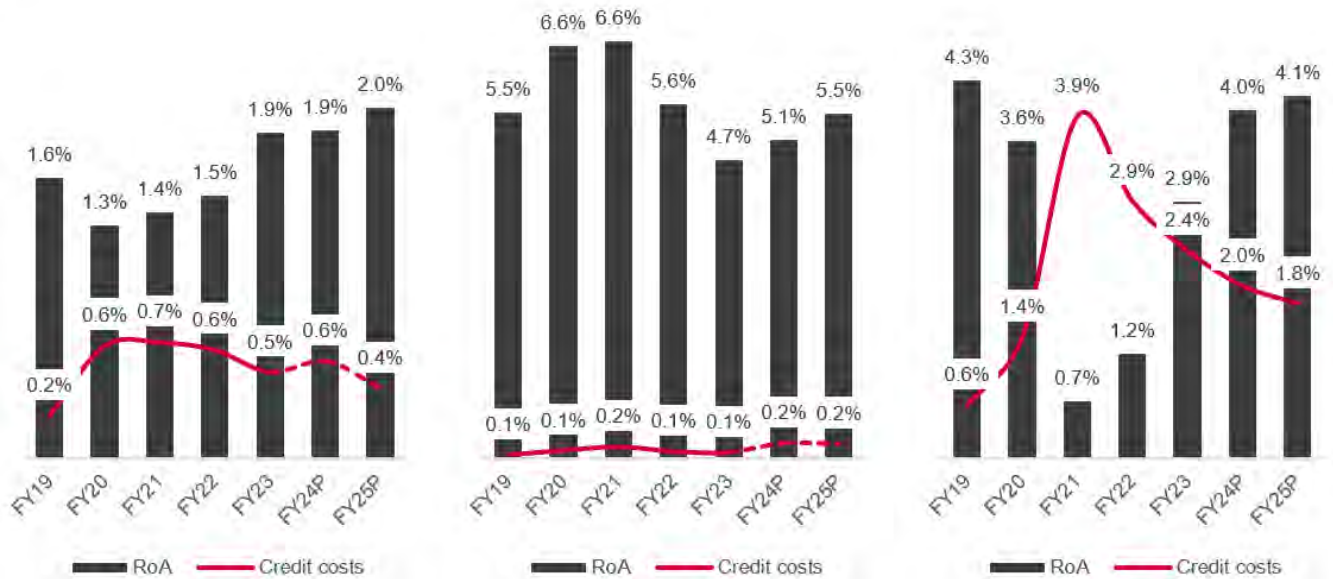
With reversal in the interest rate cycle, the yields and cost of funds are estimated to have gone up during fiscal 2023 owing to increasing interest rates. It should be noted that the RBI hiked the policy rate by 250 bps, taking repo rate to 6.50% before a pause in April 2023. This has impacted both the cost of borrowings and yields across sectors and, in turn, net interest margins (NIMs) and return on assets (RoAs).

Historically, borrowing costs, yields and spreads have varied significantly across large, medium-sized and small NBFCs. All the NBFCs were able to better transmit the hike in interest rates to their borrowers with varying degrees with small NBFCs hiking their yields by the highest in fiscal 2023 from fiscal 2022. The small group consisted of NBFCs such as NBFC-MFIs and AHFs, which typically have better pricing power compared to other NBFCs. There was a marginal uptick in the costs of funds for NBFCs at various scales with partial transmission of rate hikes during the same period. In line with yields, small NBFCs reported the highest increase in spreads in fiscal 2023 compared to fiscal 2022. Additionally, the gearing for small and large NBFCs declined whereas medium NBFCs increased their gearing in fiscal 2023 compared to fiscal 2022. With the increase in spreads and decline in gearing, NIMs expanded by ~50 bps each for large and medium NBFCs, respectively, in fiscal 2023 compared with fiscal 2022. NIMs expanded by 30 bps for medium-scale NBFCs. Further, the extent of the impact of the RBI’s circular on cost of funds and consequently NIM will be monitorable going forward.

RoA for large NBFCs increased by ~40 bps in fiscal 2023 as compared to fiscal 2022, driven by expansion in NIM and decline in credit costs. RoA for small NBFCs increased by 190 bps in fiscal 2023, aided by high provision writebacks and expansion in credit costs. RoA for medium NBFCs compressed ~90 bps in fiscal 2023 compared to fiscal 2022, driven by high operating costs despite a modest decline in credit costs and expansion in NIMs.

**Profitability expected to be flat on account of stable NIMs**





Note: The above ratios are calculated on average total assets

Source: Company reports, CRISIL MI&A Research

Improved NIMs and decline in credit costs would be the key reasons for better or stable profitability outlook going forward. In fiscal 2023, the MFI segment, which typically has more pricing power, was able to improve its NIM. Similarly, the housing segment also improved its NIM owing to the floating nature of its loan book where it was able to pass on the increase in rates to its customers faster. However, competition from banks and subdued credit demand compressed NIM for the gold segment.

Overall yield and cost of funds for the retail segment are estimated to have gone up in fiscal 2023 owing to increasing interest rates. However, the amount of pass-on has been distinct across all segments on account of the level of competition, nature of asset class and segmental credit demand.

The impact of the RBI's risk weight circular on cost of funds, NIM and RoA will be a key monitorable.

**Housing:** With the aggressive 250 bps repo rate hike in fiscal 2023, the yield on assets increased ~50 bps and the weighted average cost of funds rose ~20 bps, leading to margins and RoA improving to 3.3% and 1.9%, respectively. CRISIL MI&A Research expects yield on assets to improve by 30 basis points to 9.5% with the weighted average cost of funding to rise by 50 bps to 6.4%, causing margins to fall by 10 bps to 3.2% and ROA to remain stable at 1.9-2.0% this fiscal. The weighted average cost of borrowing is expected to fall marginally by 10 bps to 6.3% in fiscal 2025 as repo rate is expected to fall in the next fiscal. However, yield on assets will rise by 10 bps as there is a lag in the transmission of rates to the final customer, translating to range-bound RoA of 1.9-2.1%.

**Gold finance:** The pressure of competition on NIMs of gold loan NBFCs has been offset to some extent with the revival of credit growth. With majority of the teaser loans having been reduced, yields may have bottomed out. However, at a structural level, yields will continue to be lower than the pre-pandemic levels in the near-to-medium term, offset to some extent by steady credit growth at a higher rate of interest. On the other hand, the cost of funds is expected to inch up with further repricing of bank borrowings. Fierce competition, coupled with expansion activities, resulted in higher advertisement and employee benefit costs and kept the operating costs elevated, putting pressure on RoA in fiscal 2023. Credit cost declined owing to lower provision coverage despite deterioration in asset quality indicators in fiscal 2023 compared with fiscal 2022. RoAs, however, remained healthy at 4.7% in fiscal 2023, in line with past performance, and are expected to improve further in fiscals 2024 and 2025.

**Microfinance NBFCs:** NIMs improved by 140 bps in fiscal 2023 and are expected to widen further by ~60 bps in fiscal 2024 with the increasing share of incremental portfolio having originated at higher rates post the implementation of new regulations in fiscal 2023. Credit costs pertaining to the pandemic-related stressed asset quality stabilised during fiscal 2023 at 2.4% from a high of 3.9% in fiscal 2021. With most of the credit costs for stressed assets being absorbed in the past fiscals, the residual credit costs on account of these assets is expected to be lower. Hence, credit costs are expected to decline to 2% this fiscal and further to 1.8% in fiscal 2025. Overall, CRISIL MI&A Research expects RoA to improve to ~4.0% in fiscal 2024 and ~4.1% in fiscal 2025, supported by reducing credit costs and improving NIM.

## Gold finance

### Review and outlook

#### Credit growth of gold loan NBFCs to pick up this fiscal despite shrinking market share

Gold loan non-banking financial companies (NBFCs) will continue to lose market share to banks amid competition in the segment even as their disbursements are expected to recover this fiscal. Their growth is expected to continue, albeit at a normalised rate.

In fiscal 2023, overall credit growth was healthy as economic activity rebounded strongly across urban and rural geographies. In line with this, the overall gold loans segment (banks and NBFCs combined) expanded 21.3%, maintaining the 20.9% compound annual growth rate (CAGR) logged over the past five years. This was driven by increasing gold prices, inherently better asset quality performance and better rates of interest.

This fiscal, while credit growth of banks in the segment is expected to normalise, that of NBFCs is expected to recover, leading to healthy growth in the overall segment. Besides, there could be a small diversion to the gold loan segment from unsecured lending in light of Reserve Bank of India (RBI)'s risk weight circular, which excluded the gold loan segment from its ambit.

#### Banks dominate the gold loans segment

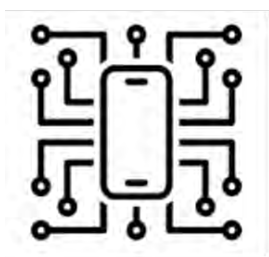
Type	Share (FY23)	Book (Rs bn) - FY23	CAGR (FY19-FY23)	Growth in FY23	Growth in FY24P	Growth in FY25P
NBFCs	22%	1,361	16.7%	5.5%	11-13%	11-13%
Banks	78%	4,816	22.2%	26.6%	23-25%	19-21%
Overall	100%	6,177	20.9%	21.3%	20-22%	17-19%

Note: P: Projected

Source: Company reports, CRISIL MI&A Research

Overall credit outstanding of gold loans is projected to increase 20-22% on-year this fiscal, followed by a further healthy growth of 17-19% next fiscal.

#### Gold loans to grow on four factors



Digitisation & Technological advancements



Higher gold prices



Increased demand



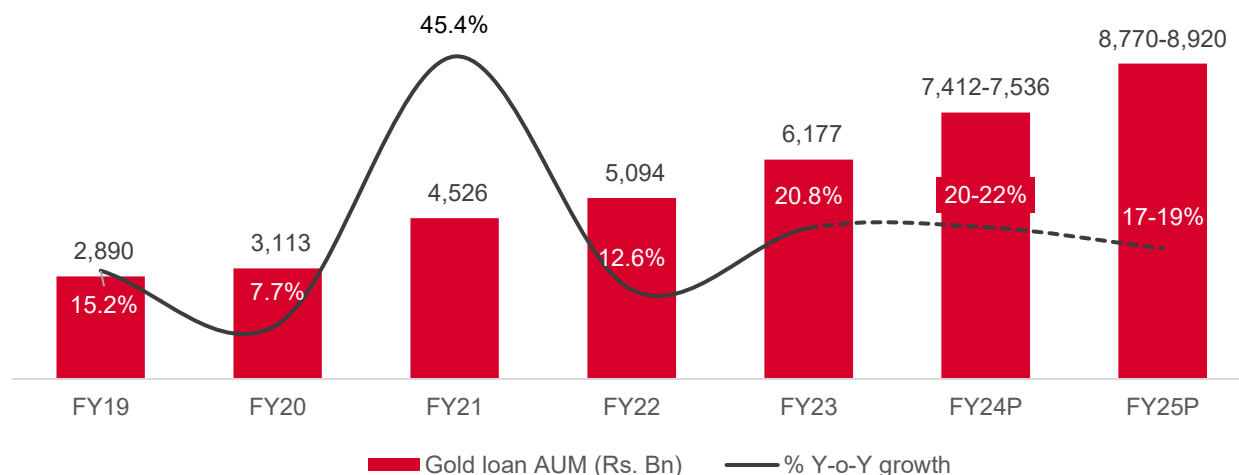
Widening branch network

Source: CRISIL MI&A Research

NBFC credit growth this fiscal will moderate to 11-13% on-year compared with the 16.7% CAGR logged between fiscal 2019 and fiscal 2023. The high trajectory in the previous five years was despite growth decelerating to 5.5% on-year in fiscal 2023. This fiscal's slower growth rate is on account of intense competition from banks, which have further sharpened their focus on the segment, and the mixed credit demand in the rural economy, which is a key customer segment for the NBFCs.

That said, the overall gold loan assets under management (AUM) is expected to reach ~Rs 7.5 trillion this fiscal, up from Rs 6.2 trillion in the previous fiscal. It is expected to grow further, to ~Rs 8.8 trillion, in the next fiscal.

## Gold loan AUM to normalise going forward



Notes: P: Projected

Includes agriculture lending by banks with gold as collateral

SOURCE: COMPANY REPORTS, CRISIL MI&A RESEARCH

The firming up of gold prices in India on account of elevated inflation, global economic slowdown, rupee depreciation and increase in gold import duty could support the loan-to-value (LTV) ratio of lenders. The rising prices also creates headroom for credit growth.

Gold stocks for the top two NBFCs were declining for much of fiscal 2023 before reporting a moderate uptick in the last quarter. As a result, LTVs remained 67-68%. However, gold prices started climbing up from December 2022 till March 2023, which lowered the LTV to ~62% at end-fiscal 2023. However, in first half of fiscal 2024, LTV began to rise despite moderate volatility in gold prices as incremental loans were disbursed at higher LTV.

The customer shift from unorganised to organised players will also support credit growth. This is largely because unorganised players charge exorbitant rates of interest and lack clarity regarding valuation of gold and LTV. Also, there is no assurance that the pledged asset will be returned.

Going forward, CRISIL MI&A Research believes organised financiers will see their share increasing driven by increasing gold loan penetration in the country through geographical diversification and wider popularity of this mode of financing.

Organised gold loan penetration in India (computed as gold stock with organised financiers divided by total gold stock in India) is estimated at ~7% as of March 2023, which indicates the organised gold loan market has significant headroom for growth. Going forward, the penetration is expected to deepen because of wider geographical diversification, growing branch network and households increasing keenness to monetise their gold holdings for personal and business needs. The increase in gold prices and expectations of micro-enterprises using gold loans to fund working capital requirements are also expected to boost the growth of gold financing

According to CRISIL MI&A Research, owing to increasing awareness about the benefits of availing gold loans from the organised segment, the share of organised gold loan financiers has increased from 56-58% in fiscal 2017 to approximately 61% (in terms of value) in fiscal 2023. The trend is expected to continue, and the share of the organised players is likely to further improve to ~63% in the near to medium term

The organised segment has been using digital and online platforms along with phygital (combination of physical and digital) modes to do business. In fact, growing uptake under these modes is expected to be the primary driver going forward.

### Interplay in market share between banks and gold loan NBFCs

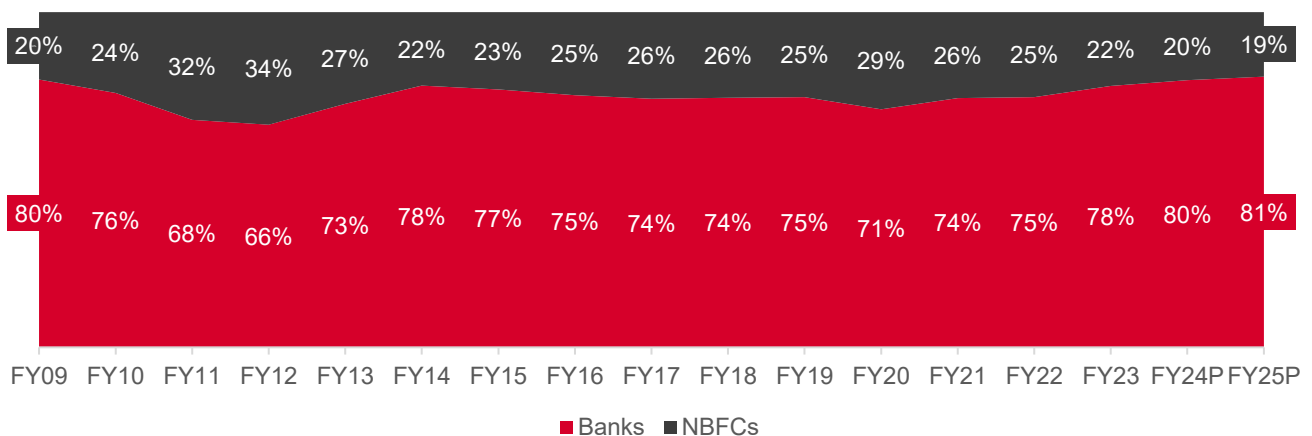
Banks have enjoyed a majority share in the domestic gold loan business historically. Their share increased significantly whenever there was a major disruption in the financial markets, such as the Global Financial Crisis of 2008, the taper

tantrum of fiscal 2014 and the onset of the pandemic in fiscal 2021. This was because banks perceive gold as a product with relatively better asset quality since it is backed by liquid collateral like gold. Not only does it offer higher Rate of Interest (RoI) but gold prices are also likely to increase. In fiscal 2021, during the peak of the pandemic, increase in the regulatory cap on LTV to 90% for a year provided banks a further incentive to focus on the safer gold loan segment. After fiscal 2021, despite the lowering of the regulatory cap on LTV to 75%, banks continued to grow in the segment, as the country reeled under the effects of the second wave and subsequent reimposition of lockdowns.

With banks aggressively focusing on the segment, gold loans NBFCs have seen a sustained reduction in their share, including in the last fiscal. Banks are competing in the gold loan segment by offering lower interest rates to existing-to-bank (ETB) customers in higher ticket sizes. Activity is higher in agri gold loans, which qualify for priority sector lending. Gold loan NBFCs compete on turnaround time as low as 5-15min, service levels and ease of processing.

Even as NBFCs are expected to lose further market share this fiscal, the overall gold loan segment is expected to continue expanding with banks leading credit growth, at least in the near term.

### Banks to continue outpacing NBFCs, gain market share in the near to medium term



Notes: P: Projected  
Includes agriculture lending by banks with gold as collateral  
Source: Company reports, CRISIL MI&A Research

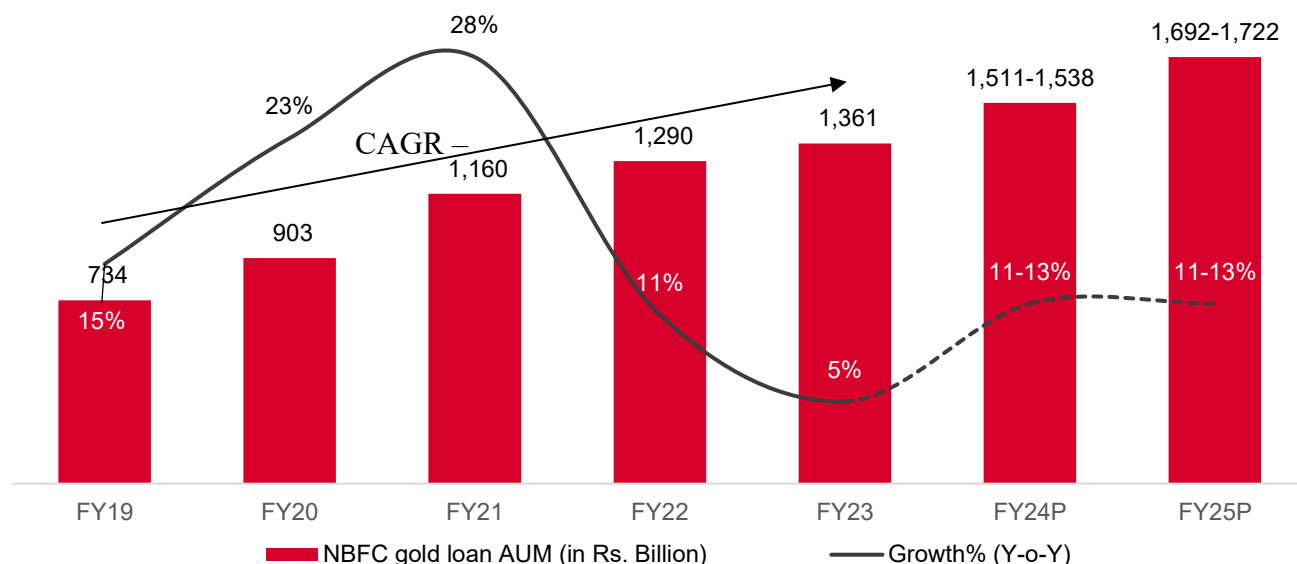
### NBFCs compete based on operating efficiency, turnaround time and local connect while managing risks

Despite banks having a competitive advantage of offering gold loans at lower cost, NBFCs have been trying to compete through aggressive branch expansion and sharper focus on customer experience. The NBFCs focus more on the gold loans business and have, accordingly, built their service offerings by investing significantly in manpower, systems and processes in keeping with customer needs, some of which are listed below:

- Lower turnaround time and lesser documentation:** The borrower generally wants to get the loan disbursed as quickly as possible. Availability of well-trained and experienced employees in assessment and valuing gold helps NBFCs disburse loans faster than banks.
- Wider reach and better local connect:** NBFCs have a geographically wider and deeper reach, especially in rural and semi-urban regions, where demand for gold loans is higher.
- Risk management process:** Most NBFCs have put in place a comprehensive and robust risk management process based on their experiences and considering the key risks involved. These include steps to prevent fraud, ensure safety of the gold stored and recoup losses from possible non-performing assets.

The growth in gold loan disbursements by NBFCs moderated further in fiscal 2023, owing to increased competition from banks and lower rural credit demand. Also, as cash flows improved following a rebound in economic activity, borrowers began repaying their loans and redeeming the gold. However, the moderation in growth is expected to reverse with a recovery in rural credit demand, expanding of branches and optimisation of gold loan branches.

## Gold loan NBFCs to improve loanbook growth amid rising gold prices



Note: P: Projected

Source: Company reports, CRISIL MI&A Research

Looking to compete more effectively with banks and fintechs, gold loan NBFCs are expanding their reach and customer base through focused marketing strategies, and also by increasing advertising and employee incentives. They are also working towards ringfencing their high-value customer base (loans >Rs 2 lakh), which is targeted by the banks, and expanding to cater to rural low-income customers. The overall customer base of gold loan NBFCs, though, remains stable, as banks typically cater to higher ticket sizes.

NBFC growth was decent between fiscal 2019 and fiscal 2023, logging 16% CAGR; this was despite marginal 5% growth in fiscal 2023. CRISIL MI&A Research expects the gold AUM credit growth to rise to 11-13% this fiscal and next fiscal on account branch expansion and optimisation, expected firming up of gold prices and spur in credit demand from the target consumer segment of NBFCs.

The average ticket size of gold loans has been rising over the past five years, supported by higher gold prices, since it has created headroom for incremental credit because of lowering of the LTV ratio. Since the LTV ratio for NBFCs is capped at 75%, the increase in average ticket suggests a rise in the gold loan portfolio owing to higher gold prices. Thus, growth in the AUM is also because of increase in the ticket size, in addition to higher volumes.

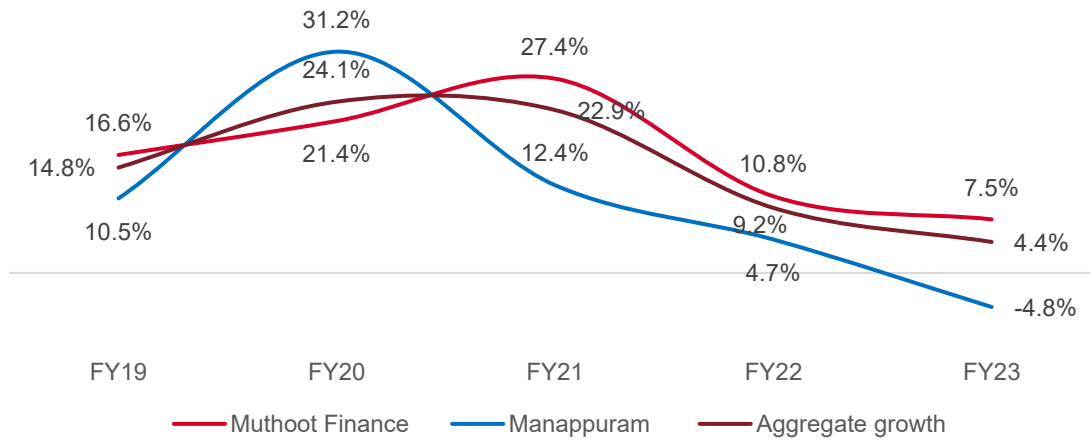
### Increase in average ticket size contributed to loanbook growth

Average ticket size (Rs lakh)	FY19	FY20	FY21	FY22	FY23
Manappuram Finance	0.33	0.39	0.45	0.57	0.58
Muthoot Finance	NA	NA	0.61	0.69	~0.70
IIFL Finance	0.58	0.56	0.59	0.70	0.63

Source: Company reports, CRISIL MI&A Research

### Credit growth further moderates for top two gold loan NBFCs in fiscal 2023

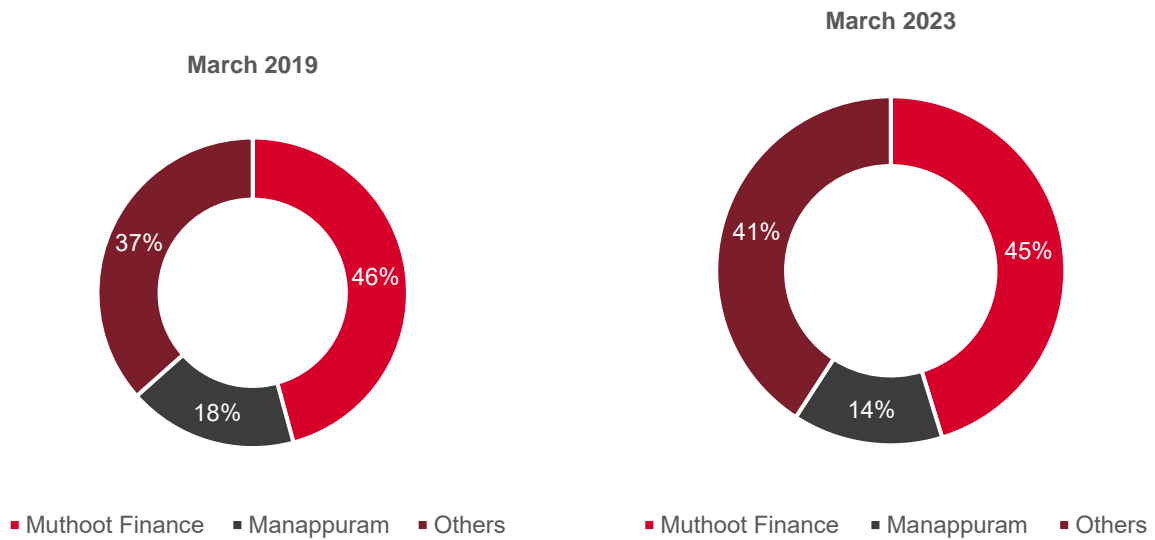
Muthoot Finance and Manappuram Finance enjoyed 60% of the NBFC gold loan market as of March 2023. Other key players are Muthoot Fincorp, IIFL, Shriram Finance, Muthoot Mini Financiers, Bajaj Finance and Kosamattam Finance. The top two have established franchise, strong regional presence and good network of branches and reach. However, intense competition from banks and the improving cash flow of borrowers have moderated their growth.



Source: Company report, CRISIL MI&A Research

In their bid to maintain the market share, the top two companies have taken various steps. Apart from making significant investments in marketing and employee benefits, they also introduced teaser loans in fiscal 2022. Subsequently, majority of the teaser loans were run down or migrated to higher rates as of March 2023. Specialised gold loan NBFCs have a focused approach and technological initiatives that allow customers to transact online. But against the backdrop of increased competition from banks, along with higher gold prices, the performance of gold loan NBFCs will remain a key monitorable in the near to medium term.

**Market share shift among gold loan NBFCs**

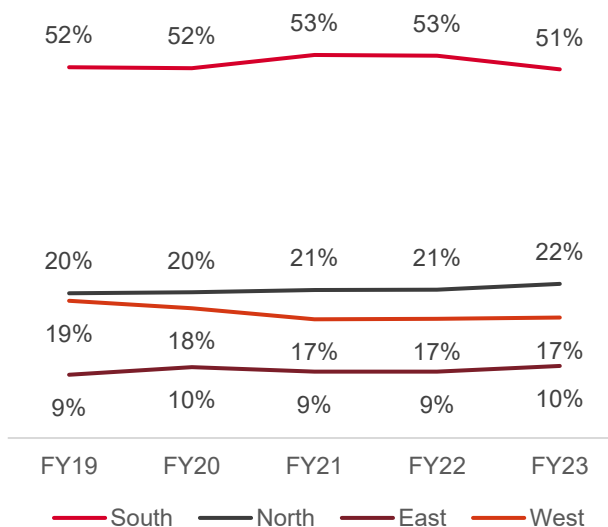


Source: Company reports, CRISIL MI&A Research

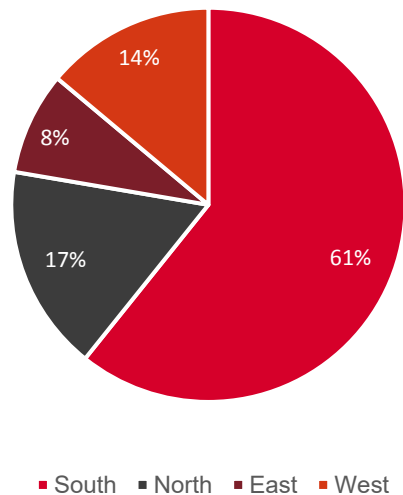
**Southern India to have lion’s share of AUM**

Southern India will continue to have a dominant share in the AUM of gold loan NBFCs, though the players will increase their penetration in other regions. Changing consumer perception of gold loans, driven by increasing awareness and funding requirements, will give an impetus to the sector in the other regions.

### Region-wise share of AUM of top two players



### Region-wise share of branches in fiscal 2023



Note: Aggregate includes Muthoot Finance and Manappuram Finance

Source: Company reports, CRISIL MI&A Research

#### Demand for gold loans higher in southern states

Southern states accounted for 50-55% of the overall gold loan AUM in the past five years. This was because:

- Gold owners in the region have better awareness about the utility of the yellow metal as a collateral to raise funds
- The region has seen the origination and establishment of gold loan franchisees, which have devised simple procedures that ensure quick loan disbursement

Though the south continues to dominate, players have been shifting focus to untapped markets in the eastern and western regions, where there are fewer branches but provide incremental growth opportunity.

#### GNPAs of gold loan NBFCs to improve moderately in fiscal 2024

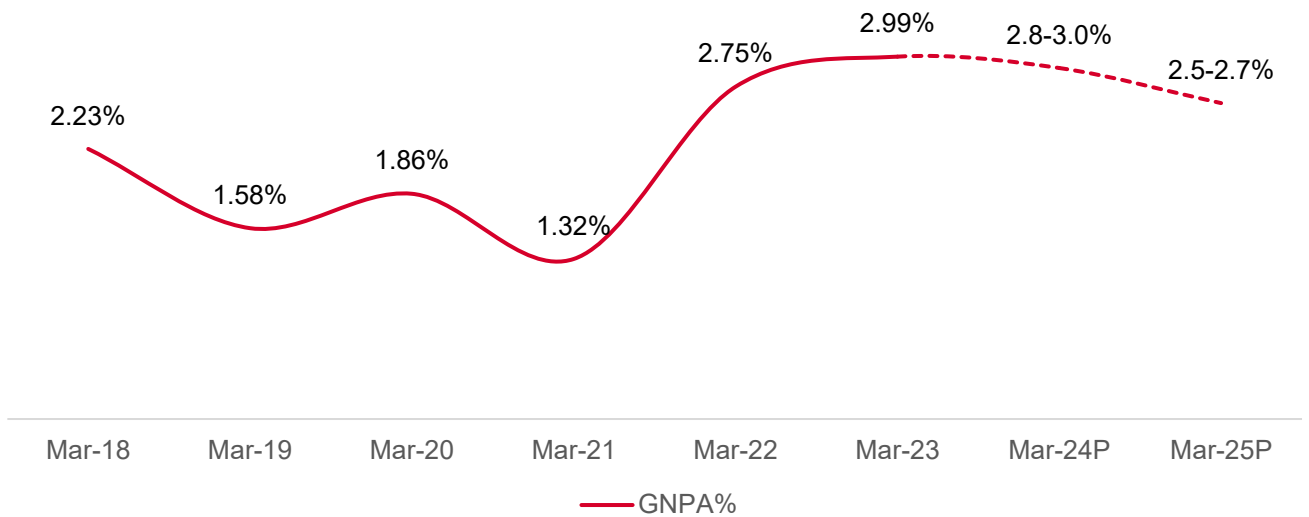
Gross non-performing assets (GNPAs) of key gold loan NBFCs, despite remaining elevated, are expected to ease in fiscal 2024 from current levels, supported by both customer repayments and auctions.

CRISIL MI&A Research projects GNPAs, which trended at 2.99% in fiscal 2023, to improve to 2.80-3.00% this fiscal, owing to better collection efficiency and lower slippages, as well as recovery via auctions. It should be noted, though, that since gold financing involves personal connect with the customers, gold auctions tend to be the last resort for recoveries, with NPAs typically resolved by customer repayment.

Going forward, volatility in gold prices could pose downside risks to asset quality of an otherwise relatively safe segment.



**GNPAs to ease from current elevated levels**



Note: P: Projected

Source: Company reports, CRISIL MI&A Research

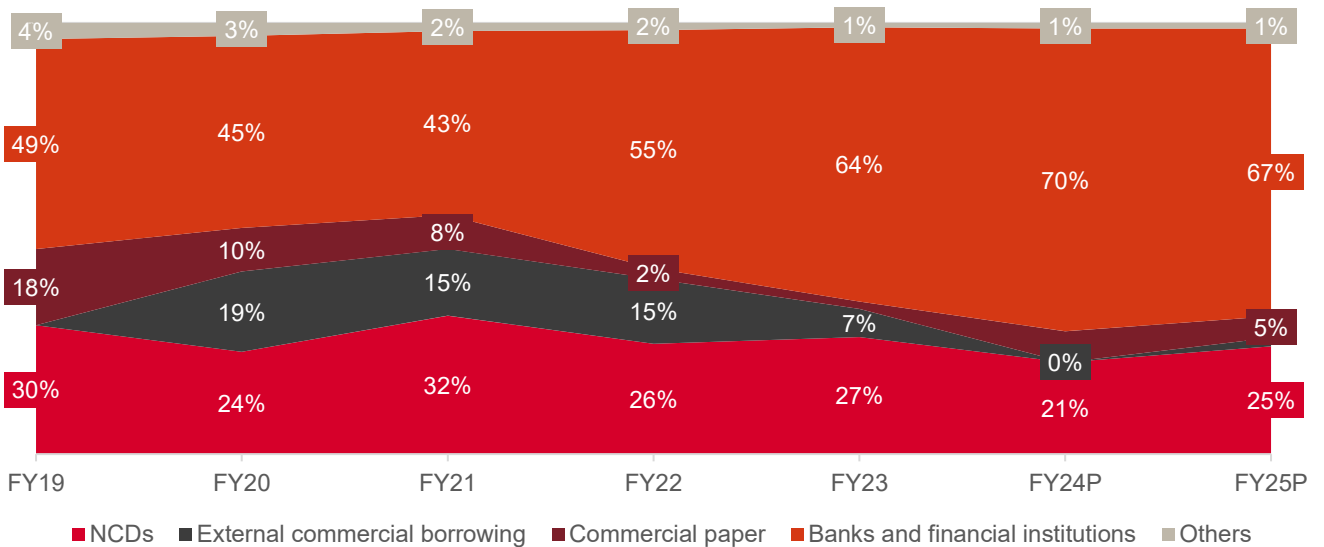
GNPAs of the top two gold financiers were higher at 3.20% as of March 2023. The stress on asset quality could be because of a combination of factors, from migration of teaser loans to higher RoI and loosening of credit filters in fiscal 2023 for achieving growth.

However, further GNPA slippages on the back of migration of teaser loans to higher rates could be limited, since nearly the entire teaser loan book has already been migrated. Also, given the liquid nature of collaterals and steady in gold prices, the ultimate loss given default (LGD) would be modest.

In fact, the LTV ratio of gold loan NBFCs is 60-70%, thereby providing sufficient buffer against fluctuation in gold prices. Lenders ensure adequate provisioning as well, supported by residual provisions taken during deterioration in asset quality at the peak of the pandemic in fiscal 2022. That said, any volatility in gold prices could translate into higher LGD rates, thereby resulting in an increase in expected credit loss (ECL) provisioning.

**Borrowing mix – banks remain main funding source**

**Borrowing mix of gold loan NBFCs dependant on bank funding**



P: Projected

Source: Company reports, CRISIL MI&A Research

### Repricing of bank borrowing to drive upside risk in cost of borrowing

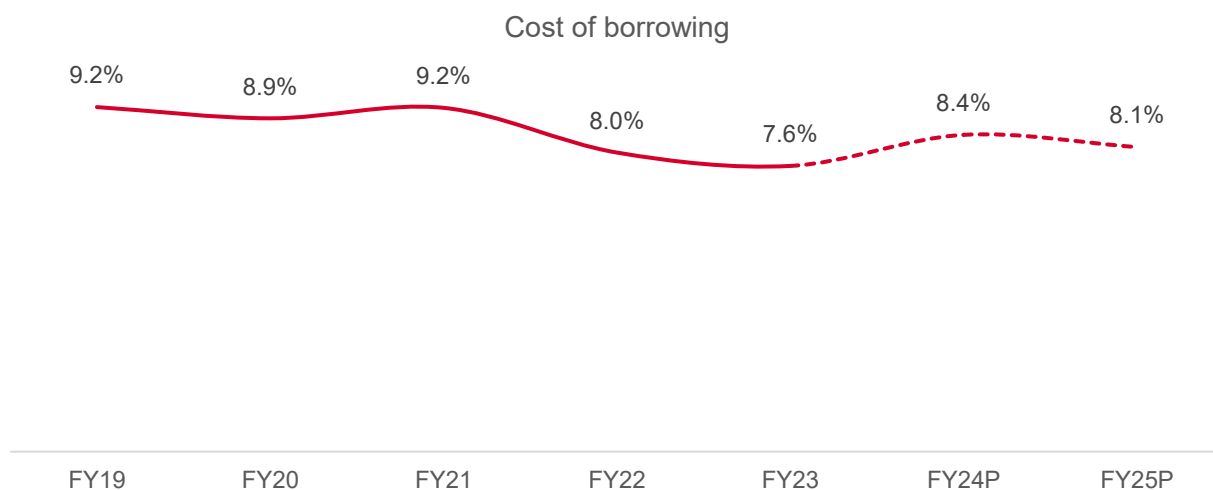
Gold loan NBFCs carried high liquidity on their balance sheets during the peak of the pandemic. While the low interest rate environment supported their cost of funds at the time, the reversal in the interest rate cycle has had an adverse impact. As the share of borrowings from banks and financial institutions remains elevated in the NBFCs' borrowing mix owing to interest rate reset, the borrowing cost is expected to rise further.

Gold loan NBFCs have also raised additional funds through overseas borrowing and non-convertible debentures (NCDs), among other sources, in the past.

But given the global economic uncertainty and hardening of interest rates, some NBFCs, including the top two players, prepaid their external commercial borrowings (ECBs). That said, the share of ECBs in the borrowing mix will remain a monitorable. NBFCs are also raising NCDs and commercial papers at competitive rates. Overall, though, high ratings of the top two players enable them to raise borrowings at competitive rates.

Indeed, the overall borrowing cost (interest expense on average borrowing) of gold NBFCs declined ~36 basis points (bps) on-year (largely driven by Muthoot Finance) in fiscal 2023 on account of higher proportion of fixed rate in the borrowing mix and low-cost debt raised in the low interest rate environment during the peak of the pandemic. However, in the first half of fiscal 2024, the cost of funds trended upwards as bank borrowings underwent repricing and proportion of low-cost borrowings in the borrowing mix came down. The trend is expected to continue in fiscal 2024 with the cost of funds likely to increase ~83 bps over the past year. This is going to be largely driven by bank borrowings, which constitute majority of the borrowing mix as interest rate hikes are further transmitted to bank lending rates. Additionally, this segment remained shielded from any impact of the RBI's risk weight circular as it was excluded from its ambit.

### Cost of borrowing to inch up owing to repricing of existing and incremental debt



*P: Projected*

*Source: CRISIL MI&A Research*

CRISIL MI&A Research expects the RBI to keep rates unchanged for the remainder of this fiscal. Assuming supply shocks dissipate for inflation and growth slows, we expect the first rate cut only in the first quarter of 2024.

### Profitability to improve due to credit growth pick-up, despite uptick in cost of funds

While net interest margin (NIM) compression impacted profitability in fiscal 2023, profitability is likely to inch up higher going forward as NIM improves.

Yields have been declining for various players amid acute competition from banks. In fact, competition continues to put pressure on NIMs of gold loan NBFCs. Typically, banks offer gold loans at lower yield of 7-15% because of their low cost of funds, while NBFCs charge 18-24%. The initial effect of competition was felt by banks when certain NBFCs introduced teaser rate loans, which adversely impacted yields. With majority of the teaser loans ending, yields may have bottomed out. However, at a structural level, yields of gold loan NBFCs could continue to be lower than pre-pandemic levels in the near-to-medium term.

Hence, some expansion in NIMs is expected in fiscal 2024, benefitting from portfolio growth revival compared with the past fiscal. NIM is forecast to expand further in fiscal 2025 driven by the softening cost of funds and steady rate of portfolio expansion.

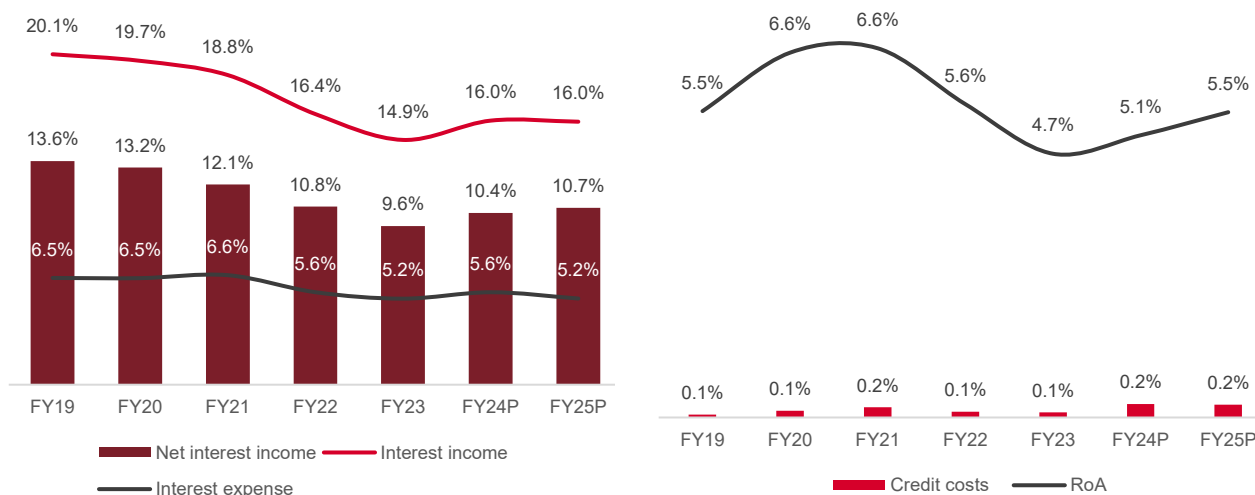
Also, operating costs as a percentage of total average assets are expected to increase further in fiscal 2024 in step with portfolio growth before toning down in fiscal 2025. In fiscal 2023, acute competition, along with expansion activities, resulted in higher advertisement and employee benefit costs, keeping operating costs elevated and putting pressure on return on assets (RoA).

Additionally, credit cost declined in fiscal 2023, despite incremental worsening in asset quality indicators compared with fiscal 2022, on account of provision accretion upfront in fiscal 2022 following deterioration in asset quality amid the pandemic.

A modest uptick is expected in fiscals 2024 and 2025 even as GNPA remains steadily above historical levels offset by auction. Additionally, higher gold prices will lower the loss given default (LGD) for expected credit losses (ECL) calculation, resulting in lower provision, leading to further buffering of credit costs, assuming stable LTV levels.

Overall, RoA is expected to improve in fiscals 2024 and 2025 on account of improved NIM and controlled credit cost.

### RoA dipped last fiscal because of pressure on NIM



P: Projected

Note: Aggregate includes Muthoot Finance and Manappuram Finance

Source: Company reports, CRISIL MI&A Research

### Industry overview

While gold loans lost their sheen in fiscal 2023, structural tailwinds support growth

The gold loan market is sensitive to movement in gold prices. An increase in gold prices lowers the LTV, creating headroom for incremental credit growth for the same collateral. However, an adverse movement could result in calling the loan early or calling for additional margin to maintain the LTV below the regulatory cap of 75%. Hence, a sustained downward movement in gold prices adversely impacts credit growth in the segment.

That said, given the liquid nature of the collateral, gold loans are easier to liquidate, and therefore, recover. Additionally, firming up of gold prices could lower LGD during ECL calculation, which could result in a lower provision cover. Thus, any weakening in gold prices would result in higher LGD, and higher provision cover.

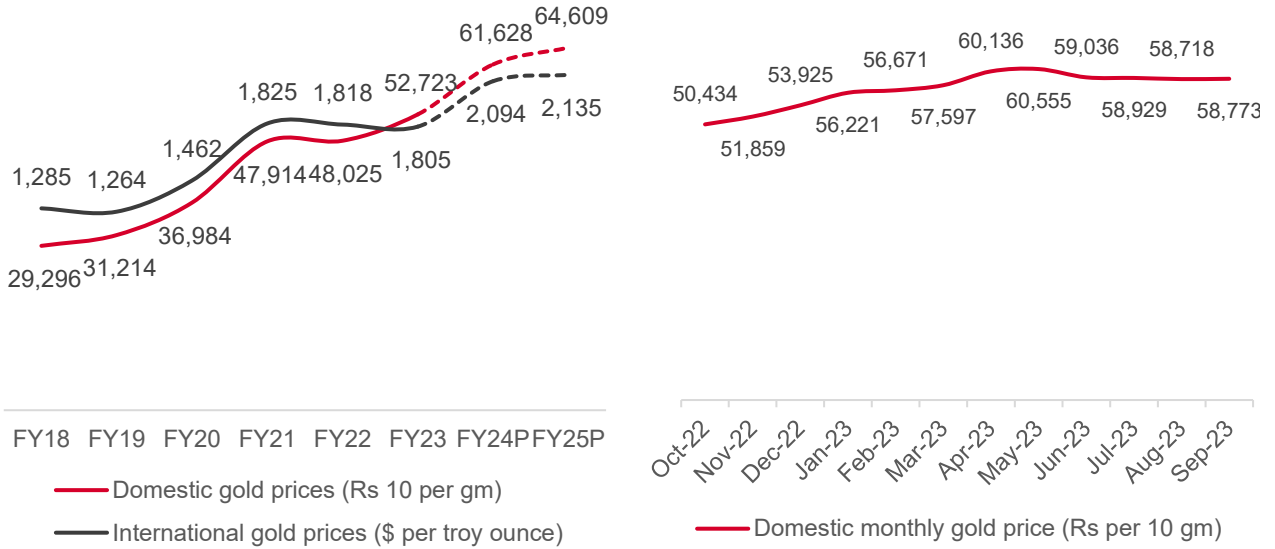
However, given the significance of gold and sentimental value attached to gold jewellery in Indian culture, customers typically ensure repayment and redemption of the ornaments. Hence, there is relatively low rate of delinquencies in the segment.

## Factors supporting gold loan AUM growth

### a) Rising gold prices

International gold prices are expected to inch up this fiscal, given the higher inflation outlook, rising United States (US) Federal Reserve funds rate, and global slowdown. In Indian markets, the rupee depreciation and increased import duty supported a rise in gold prices last fiscal. However, a slowdown in discretionary spending will impact consumption and, thereby, demand. Tapering gold imports on a quarterly basis indicate muted demand.

#### International and domestic gold prices to rise this fiscal



P: Projected

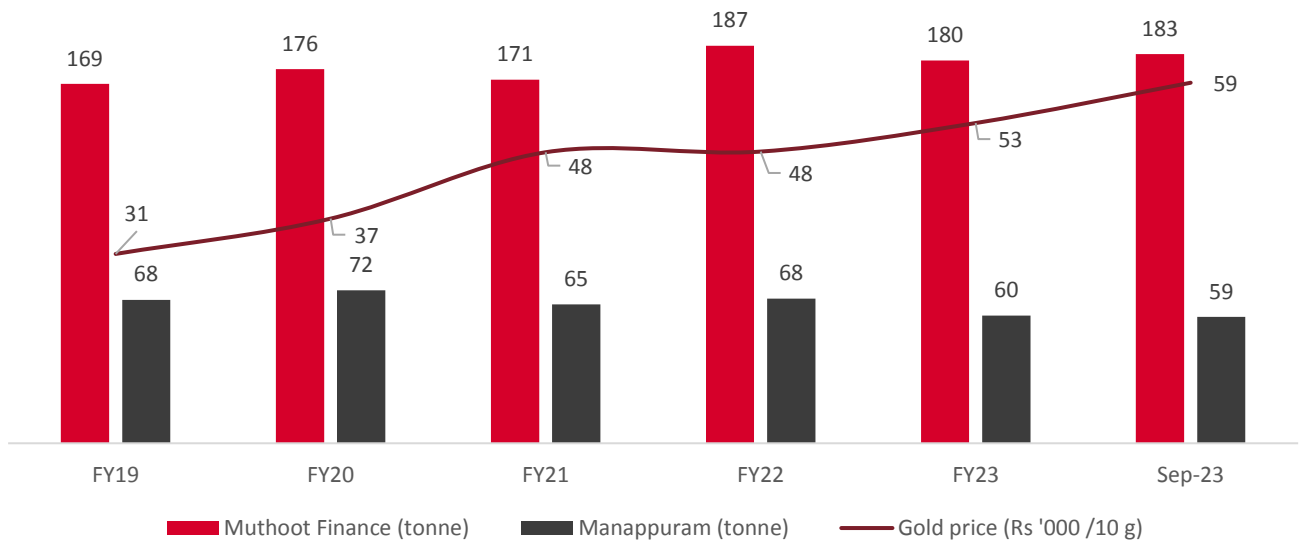
Source: Company reports, CRISIL MI&A Research, World Gold Council, World Bank

### b) Declining gold stocks

Subdued credit demand growth amid high competition and increase in gold prices in fiscal 2023 led to stagnation in gold stocks compared with fiscal 2022.

This fiscal, though, CRISIL MI&A Research expects gold stocks to increase, led by the rise in AUM along with a stable gold price trajectory. Also, LTVs are expected to inch up led by stable prices.

#### Stagnant credit growth and rising gold prices lower gold stocks in fiscal 2023



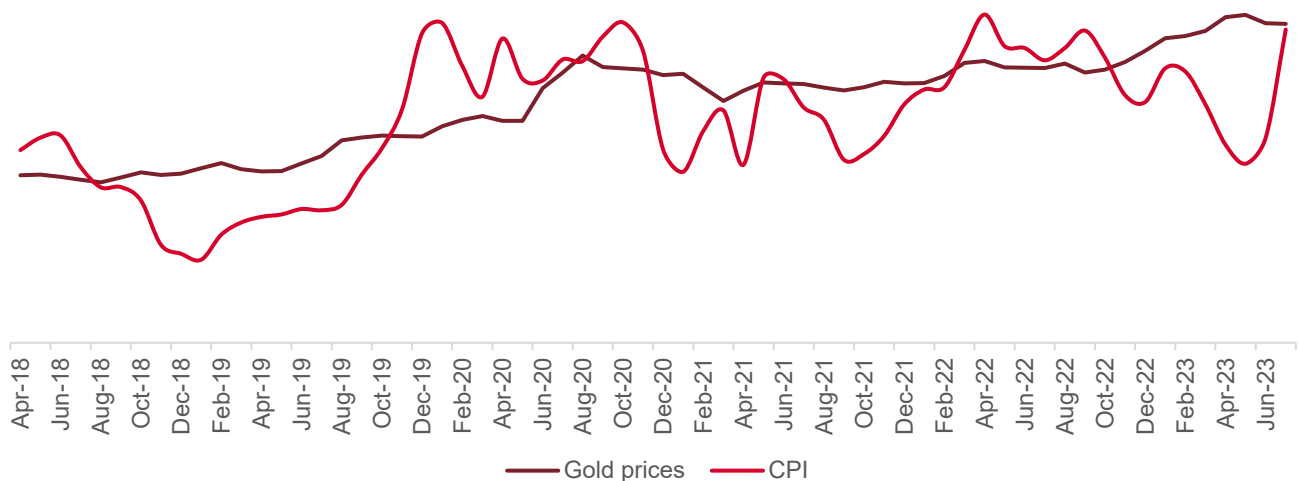
Source: Company reports, CRISIL MI&A Research

### c) Gold a hedge against inflation

Between fiscals 2019 and 2023, gold prices trended in line with the Consumer Price Index (CPI). The current trend of rising inflation started during the peak of the pandemic, caused by supply chain disruptions, higher government spending, and a low interest rate environment over an extended period.

Post cooling of inflation after the first wave of the pandemic, the CPI crossed the RBI's upper inflation target range of 6% in May 2021. At the time, the average monthly gold price was ~Rs 48,084/10 g. Over the subsequent months, gold as well as inflation headed higher, with the CPI topping 7.8% in April 2022 and gold hitting its cycle high at Rs 52,023/10 g month. Post this, CPI began to cool off. It printed 5.9% on-year in November 2022, and gold prices declined to Rs 51,859/10 g. Post this, inflation has remained sticky and gold prices are on a rising trajectory again.

#### Gold prices move in tandem with CPI, proving to be a hedge against inflation



Source: CRISIL MI&A Research

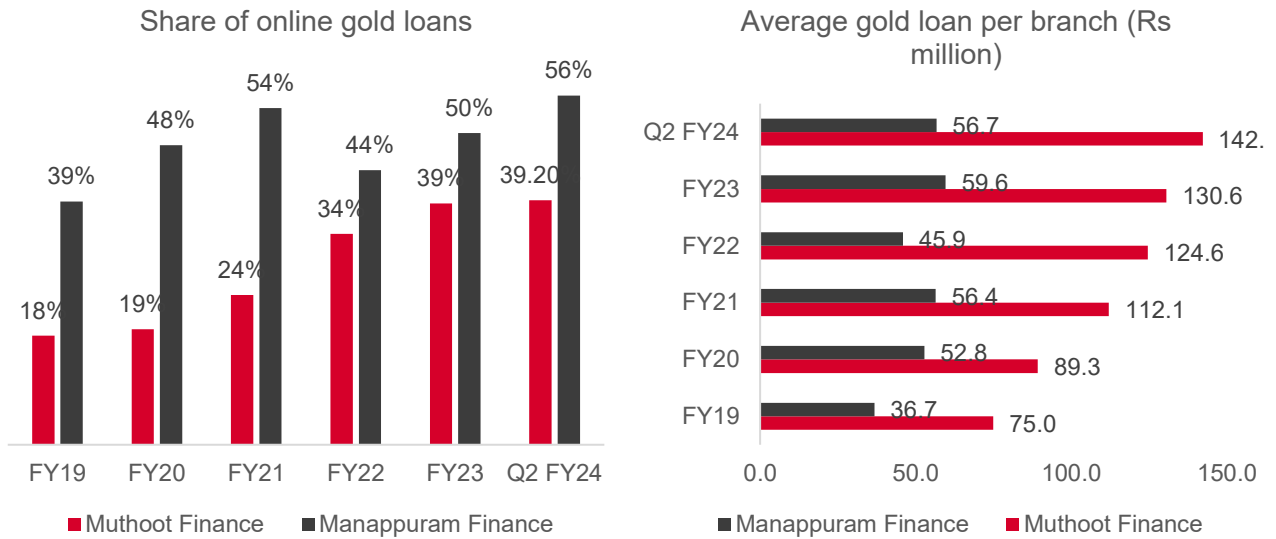
### d) Online gold loan schemes

Online gold loan schemes enable consumers to access gold loans against jewellery stored in the vaults of gold loan NBFCs or their homes. Several gold loan providers have tied up with banks and payment gateway service providers to facilitate this service.

Digital gold loan products are sanctioned within a few hours through an online process, and can be accessed via mobile applications, through online platforms, with prepaid cards, etc. Know your customer checks, registration and disbursements are all online. Though borrowers are required to personally deliver the gold collateral to their nearest branch, some NBFCs have started providing doorstep service, wherein the verification of the gold ornaments as well as gold collection is done at the customer's residence. The process is managed through a central application that is simultaneously accessed by all branches for every transaction.

Manappuram Finance was the first gold loan NBFC to launch online gold loans services in September 2015. Muthoot launched its online gold loan scheme through its website and iMuthoot application in September 2016. In addition to traditional players, fintech companies such as Rupeek have been offering digital loans since 2015. To be sure, online gold loans have gained traction since their launch.

**Rising online loans to increase along with average gold loan per branch**

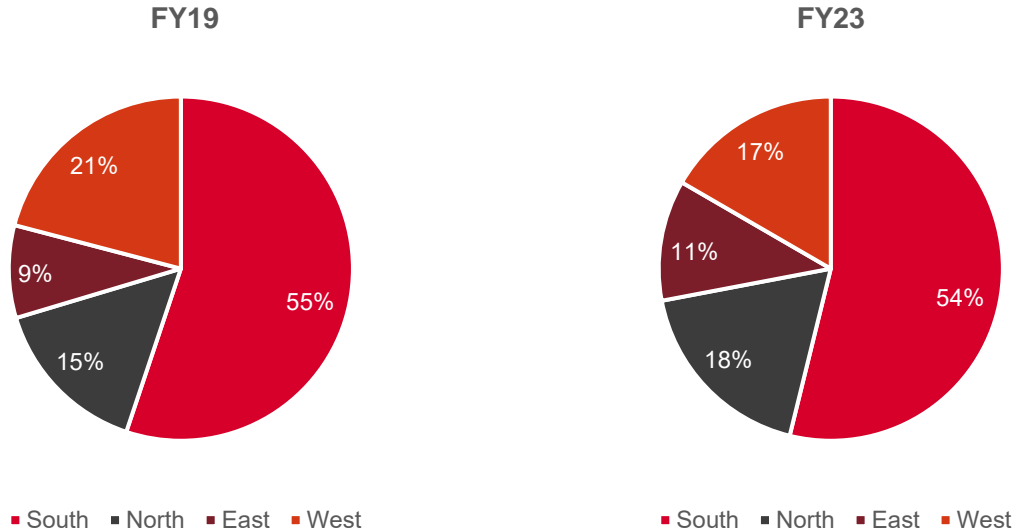


Source: Company reports, CRISIL MI&A Research

**e) Branches additions in non-south regions**

Currently, south India dominates overall demand among specialised gold loan NBFCs. However, going forward, non-south regions are likely to become growth centres. Changing consumer perceptions about gold loans, led by increasing awareness, as well as rising funding requirements, will drive rapid growth in non-south regions. Also, branch additions are mainly taking place in the north and east, where existing numbers are low.

**Branch distribution**



Note: Aggregate includes Muthoot Finance, Manappuram Finance and IIFL Finance

Source: Company reports, CRISIL MI&A Research

**f) Specialised gold loan NBFCs have inherent advantages**

Gold loan NBFCs have gained competitive strength through faster loan processing and auctioning of gold jewellery. NBFCs operate at a yield of 18-24% vs. ~15% for private sector banks and 7-9% for public sector banks. Despite the significant rate differential (8-15%), NBFCs’ AUM clocked 16.2% CAGR between fiscals 2019 and 2023, owing to their ability to provide an overall conducive environment to customers and enhanced reach via their extensive branch networks, ensuring deeper penetration into semi-urban and rural areas.




Gold loan NBFCs' single-product focus and extensive branch network in low-rent areas with much lower population/customer base than a typical bank branch, ensure better customer experience. The other key competitive advantage is faster TAT. A lower TAT adds significantly to the overall customer value proposition, as gold loans are predominantly short term in nature and are availed of for emergencies. Further, banks' gold loan terms tend to be rigid compared with NBFCs. For example, the minimum loan tenure that banks offer is usually higher than the average tenure in the case of NBFCs. As gold loans are mostly bridge loans (short term), specifying a minimum tenure with a pre-payment penalty works against the customer's value proposition.

Additionally, gold financing is an operations-intensive business, with specialisation in terms of branch-level infrastructure and personnel. Providing secure storage at each branch and costs associated with strong electronic monitoring and cybersecurity protocols to protect client data, increase operating costs. Moreover, employees must be trained on recognising the possibility of theft and other fraudulent behaviour, as well as procedures to be complied with to prevent the same. Alternatively, some part of the operations, such as appraisal and valuation, could be outsourced to third parties.

The business model has also undergone a considerable technological transformation for faster loan processing, accurate gold valuation, safekeeping, auctions and cost cutting. Customers are required to visit the branch only to deposit physical gold, in the case of top players. Proactive marketing, branding and geographic expansion also help capture new-to-market customers.

Banks' focus on gold lending, though, poses a competitive threat to NBFCs, mainly on account of the former's lower RoI offered.

### NBFCs offer convenience, while banks offer lower RoI

Parameter	Gold loan NBFCs	Banks	Moneylenders	
				
	<ul style="list-style-type: none"> <li>• LTV</li> <li>• Processing fees</li> <li>• Interest rate</li> <li>• Penetration</li> <li>• Mode of disbursement</li> <li>• Working hours</li> <li>• Regulator</li> <li>• Fixed office place</li> <li>• Customer service</li> <li>• Documentation required</li> <li>• Repayment structure</li> <li>• Average TAT</li> </ul>	<ul style="list-style-type: none"> <li>• 90% in fiscal 2021</li> <li>• Higher compared with NBFCs</li> <li>• 7-15% p.a.</li> <li>• Select branches</li> <li>• Cheque</li> <li>• Typical hours</li> <li>• RBI</li> <li>• Proper branches</li> <li>• Non-core</li> <li>• KYC compliance</li> <li>• EMI based</li> <li>• 1-2 hours</li> </ul>	<ul style="list-style-type: none"> <li>• Up to 75%</li> <li>• None/minimal</li> <li>• 18-24% p.a.</li> <li>• Highly penetrated</li> <li>• Cash/cheque</li> <li>• Open beyond banking hours</li> <li>• RBI</li> <li>• Proper branches</li> <li>• High specialised focus</li> <li>• Minimal</li> <li>• Flexible repayment structure</li> <li>• 10 minutes</li> </ul>	<ul style="list-style-type: none"> <li>• Higher than 75%</li> <li>• None</li> <li>• 25-50% p.a.</li> <li>• Highly penetrated</li> <li>• Cash</li> <li>• Open beyond banking hours</li> <li>• Non-regulated</li> <li>• No fixed place</li> <li>• Core focus</li> <li>• Minimal</li> <li>• &gt;10 minutes</li> </ul>

Source: Company reports, CRISIL MI&A Research

### g) Competitive advantage vs other financial products

Prior to the pandemic, gold loan lenders were competing not just among themselves, but also with financial providers. A borrower who fits the lender's criteria would opt for a personal loan or credit card, as the same requires no security and is provided online within a few hours with minimal documentation. However, during the peak of the pandemic, gold loans emerged as the most feasible option, as lenders had become risk averse and minimised their exposure to unsecured loans.

### Features differentiating gold loans from personal loans



Source: Company reports, CRISIL MI&A Research



## OUR BUSINESS

*In this section any reference to “we”, “us” or “our” refers to Muthoot Fincorp Limited. Unless stated otherwise, the financial data in this section is according to our Audited Financial Statements and Unaudited Standalone Financial Statements, prepared in accordance with the requirements of the SEBI NCS Regulations and the Companies Act set forth elsewhere in the Tranche IV Prospectus.*

*The following information should be read together with the more detailed financial and other information included in the Tranche IV Prospectus, including the information contained in the chapter titled “Risk Factors” on page 18.*

### Overview

We are, middle layer NBFC (“**NBFC ML**”) registered with the RBI bearing registration no. 16.00170 dated July 23, 2002 under Section 45 IA of the RBI Act. Our Company is one of the prominent gold loan players in the Indian market. The personal and business loans secured by gold jewellery and ornaments (“**Gold loans**”) offered by our Company are structured to serve the business and personal purposes of individuals who do not have ready or timely access to formal credit or to whom credit may not be available at all, to meet unanticipated or other short-term liquidity requirements.

The Gold loan portfolio of our Company as of December 31, 2023 comprised approximately 31.38 lakhs loan accounts. As of December 31, 2023, our Company operated out of 3,683 branches located across 24 states, including union territory of Andaman and Nicobar Islands and the national capital territory of Delhi and employed 20,645 employees including 93 contracted experts in its operations.

We have been engaged in the Gold loans business for over two decades and are headquartered in Kerala, India. Our Company provides retail loan products, primarily comprising of Gold loans. Our Gold loan products include Muthoot Blue Super Value Loan, Swarna Sureksha Super Value, Easy Blue, Easy Max, Easy Pro, Restart India Pradhan, Easy Scale up and 24x7 Express Gold loan. The product of our Company, the “24x7 Express Gold loan” can be utilised by individuals who require quick loans against their gold jewellery and who have an existing loan with the Company. This is a type of top up loan.

For nine months period ended December 31, 2023 and for Fiscal 2023, Fiscal 2022 and Fiscal 2021 revenues from our Gold loan business constituted 87.77%, 92.09%, 93.04% and 93.60% of our total income on standalone basis as per Ind AS, respectively. For the nine months period ended December 31, 2023 and for the Fiscal 2023, Fiscal 2022 and Fiscal 2021, the gold loan portfolio of our Company earned an interest of ₹2,47,382.48 lakhs, ₹ 3,21,521.00 lakhs, ₹ 3,09,629.21 lakhs and ₹2,91,839.88 lakhs on standalone basis as per Ind AS, respectively.

In addition to the Gold loan business, our Company provides foreign exchange conversion and money transfer services as sub-agents of various registered money transfer agencies. Our Company is also engaged in following business:

- i. generation and sale of wind energy through its wind farms located in Tamil Nadu;
- ii. real estate business through joint venture developers of the company owned land parcels; and

### Main Business of our Subsidiary Companies

Our Company’s subsidiaries are engaged in the following businesses:

- i. our subsidiary Muthoot Housing Finance Company Limited providing affordable housing loans; and
- ii. our subsidiary Muthoot Microfin Limited, providing micro credit facility to aspiring women entrepreneurs;
- iii. our Subsidiary Muthoot Pappachan Technologies Limited providing IT services.

Our Company is also authorised to act as a depository participant of CDSL as category II.

Our Company is a part of the “Muthoot Pappachan Group” which has diversified business interests ranging from hospitality, financial services, inflight catering, infrastructure for information technology, automobile sales and services and real estate.

Our gross loans under management as of December 31, 2023, March 31, 2023, March 31, 2022 and March 31, 2021 was ₹ 20,48,733.37 lakhs, ₹ 17,61,507.49 lakhs, ₹17,32,313 lakhs and ₹18,68,938 lakhs, respectively, on a standalone basis as per IndAS. As of December 31, 2023, March 31, 2023, March 31, 2022 and March 31, 2021, our Company held 47.86 tonnes, 48.01 tonnes, 54.03 tonnes and 59.40 tonnes, respectively, of gold jewellery, respectively, as security for all gold loans.

Our capital adequacy ratio as of December 31, 2023, March 31, 2023, March 31, 2022 and March 31, 2021 computed on the basis of applicable RBI requirements was 20.30 %, 21.34%, 19.42% and 16.85%, respectively, on standalone basis as per Ind AS, compared to RBI stipulated minimum requirement of 15%, with Tier I Capital comprising 15.72%, 16.48%, 14.73% and 12.09%, respectively.

Our Stage 3 Assets as a percentage of total loan assets as per Ind AS was 4.25 %, 2.11%, 2.88% and 1.92% as of December 31, 2023, March 31, 2023, March 31, 2022 and March 31, 2021, respectively. Our Stage 3 Assets net of Stage 3 Provision as per Ind AS as on December 31, 2023, March 31, 2023, March 31, 2022 and March 31, 2021 were 3.20 %, 0.58 %, 1.57% and 1.01% respectively, on a standalone basis.

## **Our Competitive Strengths**

We believe that the following competitive strengths position us well for continued growth:

***The Company is one of the largest Indian NBFCs engaged primarily in the Gold loans business in terms of the size of our Gold loans portfolio. Accordingly, we have extensive experience and a strong brand image and track record in the Gold loans business across India.***

We believe that the “Muthoot Pappachan” and the “Muthoot Fincorp” brands are well established in the Gold loans business predominantly in South India. We have been engaged in the Gold loans business for over 25 years (twenty five) and as an NBFC specializing in the Gold loans business, we believe that we have created a niche in the Gold loans market by meeting the expectations of a typical Gold loan customer. Our Company is one of the key players in the gold loan industry (*Source: CRISIL Report*). A typical Gold loan customer expects rapid and accurate appraisals, easy access, low levels of documentation and formalities, quick approval and disbursal of loans, lockers to ensure safety of pledged gold and a team of expert valuers. We believe we meet those expectations. We attribute our growth, in part, to our market penetration, particularly in areas less served by organised lending institutions and the efficient and streamlined procedural formalities which our customers need to complete in order to complete a loan transaction with us, which makes us a preferred medium of finance for our customers. Our targeted focus on the otherwise fragmented nature of this market segment, widespread branch network particularly in South India, as well as our large customer base has enabled us to build a strong brand. We also attribute our growth to customer loyalty which in turn leads to repeat business. We believe that a large portion of our customer base returns to us to avail credit facility when they are in need of funds. Our efficient credit approval procedures, credit delivery process and Gold loan products designed to suit the requirements of our customers have also aided in increasing customer loyalty which in turn leads to repeat business.

### ***Widespread Branch Network and Strong Presence in South India***

As on December 31, 2023, the Company had 3,683 branches located across 24 states, including union territory of Andaman and Nicobar Islands and the national capital territory of Delhi, with a significant presence in South India. The customers of the Company are typically retail customers, small businessmen, vendors, traders, farmers and salaried individuals, who for reasons of convenience, accessibility or necessity, avail of our credit facilities by pledging their gold with us rather than by taking loans from banks and other financial institutions. A significant proportion of the Company’s branches are located in rural locations and in semi-urban locations. We believe that we have a wide reach in rural markets as compared with other competition in this category. This reach in rural and semi-urban locations gives the Company an added advantage of being able to reach out to a large set of potential rural customers. Having such a network enables us to service and support our existing customers from proximate locations which gives our customers easy access to our services and enables us to reach new customers especially potential rural customers. We believe we can leverage on this existing network for further expansion and for fulfilling our customer requirements.

### ***High-quality customer service and short response time***

The products and services of the Company are aligned to the lifestyle needs of its customers. We adhere to a strict set of market survey and location guidelines when selecting branch sites to ensure that our branches are set up close to our customers. We believe that our customers appreciate this convenience, as well as extended operating hours that we typically offer, which are often more compatible with our customers’ work schedules. Various loan products tailor made for MSME and salaried / household segments are offered. In addition to the physical environment, it is equally important to have professional and attentive staff at both the branch level and at our regional and centralised customer support centers. Each of the Company’s branches across India is staffed with persons who possess local knowledge and understanding of customers’ needs and who are adequately trained to appraise collateral and disburse loans within a few minutes. Although disbursement time may vary depending on the loan ticket size and the number of items pledged, we endeavour to service

the customers within a short span of time. Furthermore, since our loans are all over-collateralized by gold jewellery, there are minimal documentary and credit assessment requirements, thereby shortening our turnaround time. We believe our high-quality customer service, short response time and different product variants are significant competitive strengths that differentiate our services and products from those provided by commercial banks and other NBFCs.

#### ***Access to a range of cost-effective funding sources***

The Company predominantly access capital/ funding by means of term loans from banks, issuances of redeemable non-convertible debentures on a private and or public placement basis, issuances of commercial paper and cash credit facilities from banks including working capital loans. The Company has in the past issued secured redeemable non-convertible debentures on a private placement basis as a means to access capital/funding for its Gold loan business. The Company utilises funds from a number of credit providers, including nationalized banks and private Indian banks, and its track record of prompt debt servicing has allowed it to establish and maintain strong relationships with these financial institutions. The Company also issued subordinated debt which is considered as Tier II Capital of the Company. The Company has /undertaken securitization/ assignment transactions to increase the efficient use of its capital and as a cost effective source of funds. As of December 31, 2023 the total secured borrowings utilised by the Company aggregated to ₹ 17,17,814.91 lakhs and unsecured borrowings utilised by our Company aggregated to ₹2,24,943.97 lakhs and outstanding securitization (pass through certification) is Nil.

As on date of this Tranche IV Prospectus, the Company has been assigned CRISIL AA-/Stable rating by CRISIL and BWR AA-/Stable rating by Brickworks for our bank facilities, CRISIL AA-/Stable rating by CRISIL and BWR AA-/(Stable) rating by Brickworks for its various non-convertible debt instruments, CRISIL A/Stable rating by CRISIL for ₹ 69,900 lakh perpetual bonds and BWR A+/Stable rating by Brickworks for ₹ 37,400 lakh perpetual bonds and CRISIL A1+ rating by CRISIL for its short term debt programme. Brickworks has assigned BWR A1+ rating for our short term debt programme.

#### ***Experienced senior management team and a skilled workforce***

The Board of Directors consists of nine Directors (including the Promoters) with extensive experience in the financial services sectors. The Promoters and key managerial personnel have significant experience and in-depth industry knowledge and expertise. In order to strengthen the credit appraisal and risk management systems, and to develop and implement credit policies, the Company has hired a number of senior managers who have extensive experience in the Indian banking and financial services sector and in specialized finance firms providing loans to retail customers. We believe that the in-depth industry knowledge and loyalty of our management and professionals provide us with a distinct competitive advantage.

Further, the Company has been successful in attracting, fostering and retaining the best talent. The recruitment and business strategy has been seamlessly aligned right through the years and this strong pool of talent gives the Company a competitive edge in its growth. For recruiting, the Company has a well laid down recruitment policy which includes minimum standards that a prospective candidate should meet. The prospective candidate is rated on various factors like qualifications and academic knowledge, communication skills, family background, experience in relevant field, personality, mental ability and behavioral competencies. The employee welfare initiatives like provident funds, group mediclaim policy etc. ensures a conducive work environment for all. To uphold its performance-oriented culture, the Company conducts training programmes and online skill assessments on a periodic basis, continuously monitoring and augmenting the performance level of the employees.

#### ***Our Strategies***

The business strategy of the Company is designed to capitalize on its competitive strengths and enhance its market position. Key elements of its strategy include:

##### ***Further grow our Gold loan business***

Historically, Indians have been one of the largest consumers of gold due to the strong preference for gold jewellery among Indian households and its widespread use as a savings instrument. Rural India population views investment in gold as a fallback option in the times of need. As a result, the market for Gold loan financing in India is largely untapped and offers good potential for further growth.

We intend to increase our presence in under-served rural and semi-urban markets, where a large portion of the population has limited access to credit either because they do not meet the eligibility requirements of banks or financial institutions,

or because credit is not available in a timely manner at reasonable rates of interest, or at all. A typical Gold loan customer expects rapid and accurate appraisals, easy access, low levels of documentation, quick approval and disbursement and safekeeping of their pledged gold. We believe we meet those expectations, and thus our focus is to expand our Gold loan business.

### ***Expansion of business into Tier 2 and Tier 3 towns and in select Tier 1 cities across India***

In addition to our continuing focus on rural and semi-urban markets in the states that we are present, we are also focusing on opening branches in Tier 2 and Tier 3 towns and in select Tier 1 cities where we believe our business has high growth potential. We carefully assess the market, location and proximity to target customers when selecting branch sites to ensure that our branches are set up close to our target customers. We believe our customers appreciate this convenience and it enables us to reach new customers.

### ***In-house training capabilities to meet our branch requirements***

The Company has been continuously investing in developing advanced learning solutions for preparing its employees for the future as well as to equip them with necessary skills to cater to the ever-increasing needs of its customers. The training department is functioning under the Department of Training & Development. The department understands that it has a key role to play in keeping the employee's aspirations and organizational goals aligned. They work on the principle that better knowledge helps employees to serve customers better.

### ***Target new customer segments***

The market for our loan products was traditionally confined to lower and middle income groups, who viewed Gold loans as an option of the last resort in case of emergency. We intend to undertake sustained marketing efforts to diminish the stigma attached to pledging gold jewellery in India. We have introduced new product variants to expand our customer base to include small traders, upper-middle income and upper income groups. We intend to emphasize our Gold loan products' key advantages of expediency and minimal documentation and alter the image of Gold loans from an option of the last resort to an option of convenience.

### ***Strengthening our Brand Equity***

Staying true to our purpose "To transform the life of the common man by improving their financial well-being", which stems from the life and values of our founder Muthoot Pappachan, we have constantly strived to "**Empower Human Ambitions (our Group Credo)**", by offering our customers with innovative and simple products, in sync with their needs and desires.

We, at Muthoot Pappachan Group, or as we are fondly called "**Muthoot Blue**", believe in supporting and giving wings to the "ambitions" of all our customers. Our un-flinching adherence to our Group Credo and values of – integration, collaboration and excellence, all under our over-arching value of TRUST, made us come up with our Brand Positioning – "**Blue Is Belief**". Blue is the color of the sea and the sky; it is all pervasive, all encompassing. In line with this definition of "Blue", we have our brand positioning of "**Blue Is Belief**", the belief that we can fly higher, the belief that there is so much more to achieve!

Serving the underserved and giving a platform to our own local MSME sector, we recently re-launched the campaign on Vocal for Local with an ad featuring our brand ambassador across various mediums.

Our Company had a title sponsorship for the Royal Challengers Bangalore (RCB) for three consecutive seasons of the Indian Premier League until February 01, 2023. Our comprehensive advertising campaigns across multiple channels significantly heightened our brand visibility.

### ***Continue to implement advanced processes and systems***

We have invested and continue to invest in latest technology, systems and processes to create a stronger organization and ensure good management of customer credit quality. Our information technology strategy is designed to increase our operational and managerial efficiency. This year we have planned to upgrade our CRM systems to serve our customers with even better services and faster turnaround time. With this system we have planned to integrate all our group company systems to provide One Muthoot Blue Customer experience. Planning to enhance our analytics capabilities to extract deeper insights about customers which would help us in designing better products and services for them.

### ***Digitalization and ecosystem partnership***

In an attempt to modernize their IT Infrastructure. The Muthoot Pappachan Group has tied up with UST Global for outsourcing of our IT Infrastructure as a turnkey management solution, thus embarking on the path of digitalization. This new state-of-the-art IT Infra will enable powerful new age applications which will drive growth/customer experience and allow us in focusing on our core business. In recent times fintechs, working in the domain of digital lending are experiencing the demand of gold loans. We are partnering with such digital players to enhance the distribution network of our company's product and services.

Muthoot Fincorp along with its associated companies has acquired stake in Speckle Internet Solutions Private Ltd (“**Paymatrix**”), a Fintech start-up through a combination of primary and secondary investment, with an objective to play a key role in the growth plan of our Digital initiatives. Paymatrix will be our delivery vehicle to create and incubate any new digital platform/product.

### ***Strengthen our operating processes and risk management systems***

Risk management forms an integral part of our business as we are exposed to various risks relating to the Gold loan business. The objective of our risk management systems is to measure and monitor the various risks we are subject to and to implement policies and procedures to address such risks. We intend to continue to improve our operating processes and risk management systems that will further enhance our ability to manage the risks inherent to our business. We have internal audit systems which consists of audit and inspection, for risk assessment and internal controls. The audit system comprises of accounts audit and gold appraisal. In accordance with our internal audit policy, all of our branches are subject to surprise gold audit every month and accounts audit once in very four months. Further the staffs are strictly advised to make the acid test, sound test etc., at the time of making the pledge for checking whether the ornament is of acceptable quality or not. For example, we have commenced installing offsite surveillance cameras in our branches and intend to implement this across our branch network. Tamper evident envelopes have also been introduced in all branches across the country to reduce frauds.

We have invested in our technology systems and processes to create a stronger organization and ensure good management of customer credit quality. Our information technology strategy is designed to increase our operational and managerial efficiency. We continue to implement technology led processing systems to make our systems and processes more efficient to augment the benefits of our relationship-based approach. We also believe that deploying strong technology systems will enable us to respond to market opportunities and challenges swiftly, improve the quality of services to our customers, monitor our process and performance and improve our risk management capabilities.

Please see sections titled “*Risk Factors*” and “*Outstanding Litigations and Defaults*” on pages 18 and 178, respectively.

### **Key Operational and Financial Parameters on a consolidated basis**

The table below sets out the key operational and financial parameters of the Company on a consolidated basis as at and for Fiscal 2023, Fiscal 2022 and Fiscal 2021 as per Ind AS:

Parameters	<i>(₹ in lakhs)</i>		
	March 31, 2023 (Audited)	March 31, 2022 (Audited)	March 31, 2021 (Audited)
<b>Balance Sheet</b>			
<b>Assets</b>			
Property, Plant and Equipment	45,646.57	43,392.79	45,543.44
Financial Assets	30,06,970.90	26,52,118.27	24,60,101.08
Non-financial Assets excluding property, plant and equipment	1,60,843.35	1,46,722.92	1,22,809.72
Total assets	32,13,460.81	28,42,233.98	26,28,454.25
<b>Liabilities</b>			
<b>Financial Liabilities</b>			
- Derivative financial instruments	-	-	-
- Trade Payables	553.92	343.69	272.51
- Other Payable	5,610.42	5,758.50	2,147.06
- Debt Securities	4,41,658.04	4,47,341.02	4,82,827.96
- Borrowings (other than Debt Securities)	18,94,542.99	16,01,092.04	14,56,408.89
- Deposits	-	-	-

Parameters	March 31, 2023 (Audited)	March 31, 2022 (Audited)	March 31, 2021 (Audited)
- Subordinated Liabilities	2,27,858.69	2,41,026.38	2,52,008.33
- Lease Liabilities	1,02,702.92	74,233.11	55,998.56
- Other financial liabilities	1,01,292.77	91,762.74	70,445.49
<b>Non – Financial Liabilities</b>			
- Current tax liabilities (net)	2,305.00	58.26	-
- Provisions	1,619.57	1,190.56	2,726.19
- Deferred tax liabilities (net)	6,122.67	3,995.14	233.57
- Other non-financial liabilities	3,475.45	2,316.47	1,915.66
Equity (equity share capital and other equity)	3,73,357.59	3,18,779.53	2,66,933.09
Non-controlling interest	52,360.77	54,336.53	36,536.95
Total equity and liabilities	32,13,460.81	28,42,233.98	26,28,454.25
<b>Profit and Loss</b>			
Revenue from operations	5,12,988.70	4,35,355.30	4,10,028.56
Other Income	2,143.83	158.05	90.79
Total Income	5,15,132.53	4,35,513.34	4,10,119.35
Total Expenses	4,27,901.99	3,79,827.13	3,56,872.99
Profit after Tax for the year	64,642.33	41,255.11	39,728.12
Other Comprehensive Income	3,576.86	3,328.70	-1,767.34
Total Comprehensive Income	68,219.18	44,583.81	37,960.78
Earnings per equity share (Basic)	30.40	20.22	20.14
Earnings per equity share (Diluted)	29.26	19.60	20.14
<b>Cash Flow</b>			
Net cash from / used in(-) operating activities	-1,94,950.17	1,06,541.72	-5,12,089.74
Net cash from / used in(-) investing activities	-47,950.52	-12,980.55	-12,025.05
Net cash from / used in(-) financing activities	2,62,949.00	1,22,692.84	4,73,093.02
Net increase/decrease(-) in cash and cash equivalents	20,048.32	2,16,254.01	-51,021.77
Cash and cash equivalents as per Cash Flow Statement as at end of Year	3,35,294.75	3,15,233.84	98,979.83
<b>Additional Information</b>			
Net worth	4,25,718.36	3,73,116.06	3,03,470.04
Cash and Cash Equivalents	3,35,294.75	3,15,233.84	98,979.83
Loans	25,72,903.90	22,66,492.77	22,90,627.46
Total Debts to Total assets	0.82	0.83	0.85
Interest Income	4,82,757.07	4,07,859.45	3,77,880.19
Interest Expense	213,106.18	2,00,505.46	2,00,852.39
Impairment on Financial Instruments	28,808.90	19,061.92	18,984.59
Bad Debts to Loans	0.01	0.00	0.01

### Key Operational and Financial Parameters on a standalone basis

The table below sets out the key operational and financial parameters of the Company on a standalone basis as at and for the Fiscal 2023, Fiscal 2022 and Fiscal 2021 as per Ind AS:

(₹ in lakhs)

Parameters	March 31, 2023 (Audited)	March 31, 2022 (Audited)	March 31, 2021 (Audited)
<b>Balance Sheet</b>			
Assets			
Property, Plant and Equipment	39,301.60	38,915.42	41,313.73
Financial Assets	21,98,706.39	21,28,230.04	20,85,424.53
Non-financial Assets excluding property, plant and equipment	1,31,892.13	1,23,231.63	1,07,290.09
Total assets	23,69,900.12	22,90,377.08	22,34,028.35
Liabilities			
Financial Liabilities			
- Derivative financial instruments	-	-	-

Parameters	March 31, 2023 (Audited)	March 31, 2022 (Audited)	March 31, 2021 (Audited)
- Trade Payables	4,014.97	4,782.30	1,770.85
- Debt Securities	3,04,642.97	3,79,379.03	4,36,586.45
- Borrowings (other than Debt Securities)	12,49,815.81	11,53,567.02	10,98,836.85
- Lease Liabilities	88,965.01	64,656.45	47,841.90
- Subordinated Liabilities	2,27,858.69	2,38,526.64	2,49,512.07
- Other financial liabilities	74,610.16	76,253.36	50,591.66
<b>Non – Financial Liabilities</b>			
- Current tax liabilities (net)	2,305.00	-	-
- Provisions	3,439.83	2,959.81	2,823.83
- Deferred tax liabilities (net)	22,247.61	23,668.26	24,720.32
- Other non-financial liabilities	2,696.64	1,634.89	1,265.63
Equity (equity share capital and other equity)	3,89,303.45	3,44,949.33	3,20,078.80
Total equity and liabilities	23,69,900.12	22,90,377.08	22,34,028.35
<b>Profit and Loss</b>			
Revenue from operations	3,46,982.53	3,32,633.60	3,23,207.67
Other Income	2,143.83	158.05	90.79
Total Income	3,49,126.36	3,32,791.64	3,23,298.46
Total Expenses	2,86,883.20	2,85,978.01	2,73,841.27
Profit after Tax for the year	45,981.08	34,685.13	36,953.74
Other Comprehensive Income	(271.03)	1,807.73	(12,313)
Total Comprehensive Income	45,710.06	36,492.86	24,640.72
Earnings per equity share (Basic)	23.74	17.91	19.08
Earnings per equity share (Diluted)	22.85	17.36	19.08
<b>Cash Flow</b>			
Net cash from / used in(-) operating activities	47,789.28	2,22,709.17	(4,40,126)
Net cash from / used in(-) investing activities	(23,611.22)	(2,212.69)	(2,705)
Net cash from / used in(-) financing activities	(7,797.06)	(25,433.09)	4,53,732
Net increase/decrease(-) in cash and cash equivalents	16,381.00	1,95,063.39	10,899.92
Cash and cash equivalents as per Cash Flow Statement as at end of Year/Half Year	2,52,361.58	2,35,980.59	40,917.19
<b>Additional Information</b>			
Net worth	3,89,303.45	3,44,949.33	3,20,078.80
Cash and Cash Equivalents	2,52,361.58	2,35,980.59	40,917.19
Loans	17,25,053.20	17,01,520.88	18,45,298.14
Loans (Principal Amount)	16,74,028.64	16,60,981.68	17,62,729.60
Total Debts to Total assets	77.25%	79.72%	81.89%
Interest Income	3,32,167.53	3,18,760.74	2,98,476.23
Interest Expense	1,48,208.46	1,57,516.78	1,62,098.00
Impairment on Financial Instruments	6,717.02	7,152.74	5,041.91
Bad Debts to Loans	0.06%	0.00%	0.20%
% Stage 3 Loans on Loans (Principal Amount)	2.11%	2.88%	1.92%
% Net Stage 3 Loans on Loans (Principal Amount)	0.58%	1.57%	1.01%
Tier I Capital Adequacy Ratio (%)	16.48%	14.73%	12.09%
Tier II Capital Adequacy Ratio (%)	4.86%	4.69%	4.76%

Notes:

Bad debts to Loans = Bad debts written off / Loans

The table below sets out the key operational and financial parameters of the Company on a standalone basis as at and for the nine-month period ended December 31, 2023:

(₹ in lakhs)

Parameters	For the period / As at December 31, 2023
<b>Profit and Loss</b>	
Revenue from operations	2,81,489.17
Other Income	357.26
Total Income	2,81,846.43
Total Expenses	2,37,683.86
Profit after Tax for the year	32,302.15
Other Comprehensive Income	35,397.31
Total Comprehensive Income	67,699.46
Earnings per equity share (Basic)	16.68
Earnings per equity share (Diluted)	16.05
<b>Additional Information</b>	
Net worth	4,36,121.45
Cash and Cash Equivalents	1,43,275.04
Loans	20,14,254.88
Loans (Principal Amount)	19,50,102.23
Total Debts to Total assets	76.90%
Interest Income	2,64,860.50
Interest Expense	1,24,014.19
Impairment on Financial Instruments	7,504.89
Bad Debts to Loans	0.46%
% Stage 3 Loans on Loans (Principal Amount)	4.25%
% Net Stage 3 Loans on Loans (Principal Amount)	3.20%
Tier I Capital Adequacy Ratio (%)	15.72%
Tier II Capital Adequacy Ratio (%)	4.58%

#### Loan-Book as on March 31, 2023, March 31, 2022 and March 31, 2021

The product-wise loan book of the Company as on December 31, 2023, March 31, 2023, March 31, 2022 and March 31, 2021 as per Ind AS is as follows:

Particulars	Total Book Size (₹ in lakhs) as of				% of Total Book Size (%) as of			
	December 31, 2023	March 31, 2023	March 31, 2022	March 31, 2021	December 31, 2023	March 31, 2023	March 31, 2022	March 31, 2021
Gold loan	18,73,876.00	16,77,763	16,75,825	18,05,713	91.47%	95%	97%	97%
Other Loan Receivables	1,74,857.37	83,744	56,489	63,225	8.53%	5%	3%	3%
<b>Total**</b>	<b>20,48,733.37</b>	<b>17,61,507</b>	<b>17,32,313</b>	<b>18,68,938</b>	<b>100%</b>	<b>100%</b>	<b>100%</b>	<b>100%</b>

\*\*Gross loans including interest receivable

#### Our Company's Business

##### Gold loans

Our core business is disbursement of Gold loans, which are typically small ticket loans secured by the pledge of gold jewellery. As of December 31, 2023, we had approximately 31.38 lakh Gold loan accounts, aggregating to 18,73,876.00 Lakhs, which comprised 91.47 % of our total loan portfolio.

For nine months period ended December 31, 2023 and Fiscal 2023, Fiscal 2022 and Fiscal 2021 revenues from our Gold loan business constituted 87.77%, 92.09%, 93.04%, and 93.60% of our total income on standalone basis as per Ind AS, respectively.

For the nine months period ended December 31, 2023, Fiscal 2023, Fiscal 2022 and Fiscal 2021 our Gold loan portfolio yield (representing interest income on gold loans as a percentage of average outstanding of Gold loans), were 18.57%, 20.12%, 18.74% and 21.62% per annum, respectively, on standalone basis as per Ind AS.



## ***Loan disbursement process***

### *Initial Evaluation and Loan Origination Process*

The principal form of security that we accept is wearable, household, used, gold jewellery. While these restrictions narrow the pool of assets that may be provided to us as security, we believe that it provides us with the key advantages. It filters out spurious jewellery that may be pledged by jewellers and goldsmiths. We find that household, used jewellery is less likely to be spurious or fake. The emotional value attached by each household to the pledged jewellery acts as a strong incentive for timely repayment of loans and revoking the pledge. As we only accept the pledge of household jewellery, the value of the pledged gold is typically only as much as the worth of gold that is owned by an average Indian household. This prevents our exposure to large sized loans where the chances of default and subsequent losses are high.

The amount that we finance against the pledged gold jewellery is typically based on a fixed rate per gram of gold content in the jewellery. We value the gold jewellery brought by our Gold loan customers based on our centralized policies and guidelines. We lend up to 75% of the 22-carat gold price based on 30-day average Mumbai Bullion Association price of 22 carat gold as per the recent RBI guidelines. While accepting the gold as collateral, as per the applicable regulatory norms, the Company gives a certificate of estimated purity of the appraised gold to the customer. If the gold is of purity less than 22 carats the Company translates the collateral into 22 carat and specifies the exact grams of the collateral. In other words, jewellery of lower purity of gold is valued proportionately. Certified purity is applied for determining the maximum permissible loan and the reserve price for auction. While jewellery can be appraised based on a variety of factors, such as total weight, weight of gold content, production cost, style, brand and value of any gemstones, we appraise gold jewellery solely based on its gold content. Our Gold loans are therefore generally well collateralized because the actual value of the gold jewellery is higher than our appraised value of the gold jewellery when the loan is disbursed.

The amount we lend against an item and the total value of the pledged gold we hold fluctuates according to the market price of gold. However, an increase in the price of gold will not automatically result in an increase in the value of gold brought in by potential customers unless the rate per gram is revised by our corporate office. Similarly, since adequate margins are built in at the time of the loan disbursement and owing to the short tenure of these loans on average, a decrease in the price of gold generally has little impact on our interest income. However, a sustained decrease in the market price of gold could cause a decrease in the growth rate of Gold loans in our loan portfolio and interest income.

Gold loans are sanctioned only to genuine borrowers. Before sanctioning the Gold loan, the branch manager takes all precautions to ensure that the applicant, pledging the ornaments, is the owner of those ornaments and that the borrower is genuine. The branch manager obtains ID proof and photograph of the borrower and makes reasonable enquiry about the residence, job, personal details, ownership of the ornaments etc. and makes a note in the pledge form. We also undertake a field verification to authenticate the genuineness of the borrower in case of high value Gold loans. Since the disbursement of loans is primarily based on the value of collateral, the customer's creditworthiness is not a factor in the loan decision. However, we comply with 'know your customer' ("KYC") norms adopted by the Board of Directors and require proof of identification and address proof. Compliance with the KYC policies ensures that the personal data provided by a particular customer is accurate. We also photograph customers with web-cameras installed in our branches at the time of each pledge. For all loans, the customer must produce the original document that confirms the customer's identity and address, which could be a Government issued document, such as a passport, driver's license, Permanent Account Number ("PAN") card, election card or ration card. The KYC details (including proof of identity and the customer's photograph) are maintained electronically at every branch. The unique customer identification code (UCIC) provided to every customer ensures that the customer need not provide the ID proof again in future instances. For loans above ₹5,00,000 and below ₹10,00,000, the customer's gold is checked for its authenticity by our team of gold inspectors in the immediate vicinity or senior staff in nearby branch, followed by a background verification by the vigilance team after disbursal of the loan. For loans above ₹10,00,000 the gold is inspected by a gold inspector and the background of the customer is checked by our vigilance team before disbursal of the loan. Pursuant to the circular dated September 16, 2013 issued by the RBI, Gold loan NBFCs have been mandated to insist on a copy of the PAN card of the borrower for all transactions above ₹5,00,000. Further, where the gold jewellery pledged by a borrower at any one time or cumulatively on loan outstanding is more than 20 grams, NBFCs must keep record of the verification of the ownership of the jewellery. Our internal policies have been suitably modified.

### *Loan Approval process*

The first step in the process is the appraisal and evaluation of the gold to be used as security for the Gold loan. Each of our branches has designated personnel for gold appraisal who operate in accordance with a clear policy regarding their function and responsibilities. The initial appraisal is performed by a trained employee who has experience in appraising the gold content of jewellery. The initial appraisal is then verified by another trained employee. This process involves several principal tests, which include the nitric acid test, the touchstone test and filling test. For loans above ₹5,00,000 and below

₹10,00,000, the customer's gold is checked for its authenticity by our team of gold inspectors in the immediate vicinity or senior staff in nearby branch, followed by a background verification by the vigilance team after disbursement of the loan. For loans above ₹10,00,000 the gold is inspected by a gold inspector and the background of the customer is checked by our vigilance team before disbursement of the loan. The gross weight of the gold jewellery is determined by weighing the jewellery. An amount in connection with the purity of the gold as also the weight is deducted from the gross weight to arrive at net weight. We have determined a constant percentage deduction that applies depending on the purity of the gold, which is based on the proportion of gold contained in the jewellery in relation to other metals. As purity decreases, the percentage deduction to the gross weight for arriving at the net weight increases. The weight of stones and other material that is embedded in the jewellery is also deducted from the gross weight to determine the net weight.

During the appraisal and evaluation, the customer fills the application form in his handwriting. Details required in the application form in connection with the gold purported to be provided as security are thereafter recorded by an appraiser after the gold has been appraised and evaluated. The application is then signed by both the customer and the appraiser/staff. The pledge form is then printed, one copy is maintained with the branch, and one copy is handed over to the customer. The disbursement of the loan from our branches at this stage is immediate. Loans of ₹ 2 lakh and above are disbursed only by way of bank transfer or cheque. The gold items are then packed and immediately stored in the strong room. We also have an option of transferring the amount to the customer's bank account for loans less than ₹2 lakh. Our Company provides loans up to 75.00% of the value of the gold jewellery based on the 30 day average Mumbai Bullion Association price of 22 carat gold as per the recent RBI guidelines. The remainder 25.00% is set aside as margin for the loan extended.

#### Post disbursement process

##### *Custody of gold collateral*

The Gold ornaments pledged by the customers are kept in specially made tamper evident envelopes supplied to the branches for this purpose and then in plastic cover and then kept in a brown cover and sealed with a numbered sticker made for this purpose. The sticker no. is also entered in the system at the time of pledge. The details of the ornaments like item description and weight are noted on the packets. These ornaments are appraised by the appraiser and verified by the branch manager and joint custodian. The packets are then kept inside steel almirahs with a dual lock system in the strong room. When the packets/covers are kept inside, entry is made in the securities register which is also kept inside the strong room. In some of our branches where sufficient space is not available for building a strong room, the gold ornaments are stored in safes. The safes and strong rooms in which the gold jewellery is kept are built as per industry standards and practices. Pursuant to the circular dated September 16, 2013 issued by the RBI, the business of granting loans against the security of gold cannot be transacted at places where there are no proper facilities for storage/security of the gold jewellery. Further, no new branches can be opened without suitable storage arrangements having been made thereat.

##### *Inventory control*

The ornaments pledged are stored in serially numbered packets and entry is made in securities register under the joint signatures of the branch manager and the joint custodian. Entries are also made in this register at the time of release of the pledged ornaments. The cumulative number of packets inside the strong room as per the securities register is verified and tallied with the consolidated stock statement generated from the system at the end of the day, on a daily basis. The stock statement is also verified and tallied with the general ledger on the last working day of the month and at the time of internal audit and gold inspection.

##### *Branch security and safety measures*

Ensuring the safety and security of the branch premises is vital to our business since our cash reserves and gold inventory are stored in each branch. Our branch security measures mainly comprise the following:

1. Strong rooms where the gold ornaments and cash are kept are constructed as per RBI specifications.
2. Majority of our branches are provided with burglar alarms and fire alarms.
3. Security guards are deployed in 800 branches on the basis of potential security risks.
4. Surveillance systems consisting of CCTV cameras have been installed in a majority of our branches.
5. We have introduced ERT (Emergency Response Team) to ensure security of our branches and currently they cover 1,500 MFL branches, during night time. Each ERT will have 2 able-bodied male members in the age group of 25 to

45 years and they perform duties as Driver-cum-Guard. Each team will be entrusted with a cluster consisting of about 20 to 25 branches & these branches will be visited during night time. The ERT personnel will move around the branches in Branded and GPS enabled four-wheeler vehicles and check the surroundings to ensure the security and safety of branches and premises. ERT personnel are given class-room training and practical training by experienced officers in MPG SG who are retired officers either from Police or Military Forces. ERT Training, Reporting, Action Process, Monitoring, Documentation and Follow-up actions are conducted as per the Standard Operating Procedure (SOP) and Training Manual specially prepared by the MPGSG. Since the ERT vehicles are GPS enabled, it helps the Regional Control Rooms to effectively track and monitor its movements & performances.

6. We have 9 Regional Control Rooms across India to monitor the security and safety of our Branches, offices, sites, and valuable assets therein. All these Control Rooms (RCRs) are under the direct supervision and control of respective S&V Managers and Central Control Room (CCR) functioning at Thiruvananthapuram. In addition, we have another Control Room (Corporate Office Control Room) at our HO for facilitating, coordinating, and expediting variety of functions assigned to it by the Corporate Office, Senior Officials, Management Heads etc. All these 11 Control Rooms are in operation on all days on 24 x 7 basis and are manned by Retired Military Personnel.

#### *Collection and Recovery Processes*

At present our Gold loans have a tenure that vary from six-months to 12 months, however, customers may redeem the loan at any time prior to the full tenure. As per the current policy of our Company, interest is to be paid in accordance with the scheme. In the event that a loan is not repaid on time and after providing due notice to the customer, the unredeemed pledged gold is disposed of, on behalf of the customer in satisfaction of the principal and interest charges in accordance with the applicable RBI guidelines. Any surplus arising out of the disposal of the pledged gold is refunded to the customer or is appropriated towards any other liability by the borrower. In the event that the recoverable amount is more than the realisable value of the pledged gold, the customer remains liable for the shortfall.

Our Company has an internal collection process wherein a customer is intimated by means of short messaging service and phone calls in the event of defaults in repayment in a timely manner. When a customer does not repay a loan on or before its maturity, we initiate the recovery process and dispose off the pledged gold to recover the amount owed to us, including both the principal and accrued interest. Before initiating the recovery process, we inform the customer through registered letters or legal notices. We advise and encourage the customers to service the interest regularly to avoid migration of interest rates to higher slabs. Gold ornaments pledged with the company, if not redeemed within a period of 9 months / 12 months from the date of pledge, will be disposed by the company by way of public auction, after the expiry of 9 months/ 12 months (as the case may be) and seven days of grace. The Company will give due notice of auction to the customer by way of registered post/courier at least 15 days before the date of auction. Details about the auction will be published in a vernacular newspaper and also in a national daily.

Pursuant to the circular dated September 16, 2013 issued by RBI, the following additional stipulations have been made in respect to auctioning of gold jewellery:

1. Auction should be conducted in the same town or taluka in which the branch that has extended the loan is located;
2. While auctioning the gold, NBFCs have been mandated to declare a reserve price for the pledged ornaments. The reserve price for the pledged ornaments should not be less than 85% of the previous 30 day average closing price of 22 carat gold as declared by BBA and value of the jewellery of lower purity in terms of carats should be proportionately reduced;
3. NBFCs have been mandated to provide full details of the value fetched in the auction and the outstanding dues adjusted and any amount over and above the loan outstanding should be payable to the borrower; and
4. NBFCs shall disclose in their annual reports, the details of the auctions conducted during the Financial Year including the number of loan accounts, outstanding amounts, value fetched and whether any of its sister concerns participated in the auction.

Apart from Gold loans, we also provide financial assistance to MSMEs and salaried personnel.

#### ***Muthoot Small Business Loans:***

These are business loans where target customers engaged in micro business sector (micro & small sectors) mostly in trading and service sectors. MSME loans offer a minimum loan amount of ₹25,000 and maximum loan amount of ₹5,00,000

respectively for various fund requirements like working capital needs, expansion of business etc. at nominal rates of interest and with daily instalment or monthly instalment options. MSME Small business loans are tailor made to manifest company's vision to assist the common man to fulfil their business dreams and would contribute to the larger cause of financial inclusion.

Particulars of scheme	EDI Loans
Description	Daily instalment product designed to help small shops, which collect cash on daily basis
Target Customers	Very small proprietary concerns viz, kirana shops, medical shops, smaller cloth shops etc. which primarily transact in cash and doesn't have enough documentation to prove business turnover and business vintage is above 2 years
Type of repayment facility	Short Term Loan for 122 or 156 days daily instalment tenure
Repayment Mode	Repayment to be made in Equated Daily Instalment (EDI) and Equated Weekly instalment (EWI)
Important Benefits to Borrowers	Easy to avail at nearest branch, fast processing and collection in cash on daily basis making it easier to repay faster
Minimum Loan Amount	₹ 25,000
Maximum Loan Amount	₹ 5,00,000
Instalment Payment	EDI daily collection by branch staff
Minimum Loan Tenure	104 EDI to be paid in 122 days or 156 days to be paid in 180 days.

#### **Secured loans to meet the business requirement of MSME and salaried individuals**

MFL also provides secured loans to the MSME and salaried/self employed/MSME categories against their property as collateral. The loans tenure ranges from 3 years to 15 years.

#### **Other Business Initiatives**

##### ***Money Transfer and Foreign Exchange Conversion Services***

We provide fee based services including money transfer and foreign exchange services for the nine months period ended December 31, 2023, Fiscal 2023, Fiscal 2022, and Fiscal 2021, our money transfer and foreign exchange services business generated ₹887.96 lakhs, ₹ 987.26 lakhs, ₹ 913.87 lakhs, and ₹ 755.04 lakhs, which forms 0.32 %, 0.28%, 0.27% and 0.23% of our total income, respectively, on a standalone basis as per Ind AS. We act as direct agents for Western Union Money Transfer and as sub-agents to Indian representatives and enter into representation agreements for inward money transfer remittance. Under these agreements, we are entitled to receive a commission for the services provided depending on the number of transactions or the amount of money transferred and the location from which the money is transferred to us.

##### ***Wind Energy***

For the nine months period ended December 31, 2023, Fiscal 2023, Fiscal 2022 and Fiscal 2021 income from our windmills business was ₹770.79 lakhs, ₹879.84 lakhs, ₹ 920.85 lakhs and ₹ 974.21 lakhs, which forms 0.27 %, 0.25%, 0.28% and 0.30%, respectively, of our total income on a standalone basis as per Ind AS.

##### ***Other loans***

Our Company has in the past disbursed loans secured against non-convertible debentures of the Company held by customers (issued on a private placement basis). However, pursuant to the guidelines on private placement introduced by the RBI, we will no longer be able to disburse such loans. As on December 31, 2023, March 31, 2023, and March 31, 2022, Nil, Nil, Nil, and ₹ 6.22 lakhs out of such loans remained outstanding. Further, our Company has also disbursed certain loans secured by a charge over immovable property.

##### ***Third party businesses***

Pursuant to agreements entered into between the Company and some of its Group entities, the Company's branches/premises and officials are utilised in connection with the business operations of the Group entities such collection and disbursal of loans and sale of jewellery etc. The Company is entitled to a specific fee/ commission pursuant to these agreements. For further details, see section titled "*History and Certain Corporate Matters – Material Agreements*" and

“Financial Statements” on pages 114 and 145, respectively.

## Our Company’s Operations

### *Business Outlet Network*

Over the years our Company has established a pan-India presence, with 3683 branches located across 24 states, including union territory of Andaman and Nicobar, and the national capital territory of Delhi (as of December 31, 2023), with a significant presence in south India. The distribution of branches across India by region as of December 31, 2023, March 31, 2023, March 31, 2022 and March 31, 2021 is as set out in the following table:

State	As of			
	December 31, 2023	March 31, 2023	March 31, 2022	March 31, 2021
Andaman & Nicobar	4	4	4	4
Assam	3	3	3	3
Andhra Pradesh	347	344	344	344
Delhi	111	110	110	110
Goa	11	11	11	11
Gujarat	125	116	116	115
Haryana	78	73	73	73
Jharkhand	7	7	7	7
Karnataka	549	549	549	549
Kerala	759	759	797	798
Madhya Pradesh	51	46	46	45
Maharashtra	199	193	193	192
Orissa	68	56	56	56
Punjab	80	79	79	79
Rajasthan	69	65	65	65
Tamil Nadu	771	771	784	786
Telangana	257	251	251	251
Uttar Pradesh	69	62	62	61
Uttarakhand	6	5	5	5
West Bengal	89	88	88	87
Chattisgarh	3	2	2	2
Bihar	11	9	9	7
Himachal Pradesh	2	2	2	2
Jammu & Kashmir	1	1	1	-
Pondicherry	13	13	-	-
<b>Total</b>	<b>3,683</b>	<b>3,619</b>	<b>3,657</b>	<b>3,652</b>

As of December 31, 2023, the Company employed 20,645 employees including 93 contracted experts in its operations. Most of our branches operate with one branch manager and at least three customer service executives depending upon the transaction volumes in that branch. In addition to the customer service executives, certain branches also have a relationship manager. Further, each branch falls under the purview of an area manager, such area manager being in charge of a group of branches. The area managers report to a regional manager and all the regional managers in a particular State report to the relevant Zonal head.

The core role of each of our branches is to co-exist as sales cum servicing points for all the needs of our Gold loan customers. The branch manager and the senior most customer care executive act as the joint custodian for such gold jewellery. All our branches are computerized and connected with our central server located at Bangalore.

### **Marketing, Sales and Customer Care**

Our Company undertakes publicity through media, both print and electronic to increase the visibility of our brand. Our media plan ensures the visibility and reach of our Muthoot brand within the desired budget. These advertisements are carried out across various states wherever our Company has presence. This helps individual branches to target the public and thereby generate business from the locality. For period nine months period ended December 31, 2023 and for Fiscal

2023, Fiscal 2022 and Fiscal 2021, our total advertisement expenditure was ₹3,828.73 lakhs, ₹ 8,744.64 lakhs, ₹ 8,384.85lakhs and ₹ 7,882.59 lakhs, respectively on a standalone basis as per Ind AS.

In promoting our brand, our advertisement campaigns focus on “**Blue is Belief**”, to differentiate our loan products from other NBFCs and financial institutions and emphasize the convenience, accessibility and expediency of Gold loans.

### **Asset Quality**

We maintain our asset quality through the establishment of prudent credit norms, the application of stringent credit evaluation tools, limiting customer exposure, and direct interaction with customers. In addition to our credit evaluation and recovery mechanism, our asset-backed lending model and adequate asset cover has helped maintain low gross and net NPA levels.

Details of Stage 3 asset and provisions thereon of our Company, as of the specified dates are set out in the table below:

Particulars (as per Ind AS)	(₹ in lakhs)			
	As at December 31, 2023	As at March 31, 2023	As at March 31, 2022	As at March 31, 2021
Gross Stage 3 Assets for Gold loan	69,210.47	11,658.77	21,758.28	9,526.78
Gross Stage 3 Assets for Other Loans	17,788	25,502.36	28,201.01	26,431.67
<b>Net Stage 3 Loans and advances</b>	<b>65,592.75</b>	<b>10,221.42</b>	<b>27,190.39</b>	<b>18,937.67</b>
Net Stage 3 Assets to Net Loans and advances	3.26%	0.59%	1.59%	1.03%

Details of Stage 3 asset and provisions thereon of our Company, as of the specified dates are set out in the table below:

Particulars	(₹ in lakhs)			
	As at December 31, 2023	As at March 31, 2023	As at March 31, 2022	As of March 31, 2021
Gross Stage 3 Assets	86,998.34	37,161.13	49,959.289	35,958.45
Provisions for Stage 3 Assets	21,405.58	26,939.71	22,768.90	17,020.78
Net Stage 3 Assets	65,592.75	10,221.42	27,190.39	18,937.67
Gross Outstanding Loans and advances	20,48,733.37	17,61,507.49	17,32,313.00	18,68,938.00
Net Outstanding Loans and advances	20,14,254.88	17,25,053.20	17,01,521.00	18,45,298.00
Gross Stage 3 Assets to Gross Loans and advances	4.25%	2.11%	2.88%	1.92%
Net Stage 3 Assets to Loans and advances	3.20%	0.58%	1.57%	1.01%
Stage 3 Provision coverage ratio	24.60%	72.49%	45.57%	47.33%

### **Provisioning policy with respect to Non-Performing Assets**

Our Company’s provisioning policy was as per the RBI prudential norms up to Fiscal 2018. However, on transition to IndAS, the Company is bound to follow the Expected Credit Loss model as per IndAS norms to provide for Impairment of Loan Assets. Accordingly, the Ind AS financials for the nine months period ended December 31, 2023 and as of Fiscal 2023, 2022, and Fiscal 2021 follows the Expected Credit Loss model.

### **Funding Sources**

We have expanded our sources of funds in order to reduce our funding costs, protect interest margins and maintain a diverse funding portfolio that will enable us to achieve funding stability and liquidity. Our sources of funding comprise term loans from banks and financial institutions, cash credit/ working capital demand loans/ short term loans from banks, issuances of (i) redeemable non-convertible debentures; (ii) subordinated debt instruments; (iii) perpetual debt instruments; and (iv) short term commercial paper and inter-corporate deposits, and assignment and securitization of gold loan in addition to equity infused by the Promoters.

As of December 31, 2023, March 31, 2023, March 31, 2022 and March 31, 2021, the total secured borrowings utilised by the Company aggregated to ₹ 17,17,814.91 lakhs, ₹ 15,54,458.77 lakhs, ₹ 15,32,946.05 lakhs and ₹ 15,35,423.30 lakhs, respectively and unsecured borrowings utilised by our Company aggregated to ₹ 2,24,943.97 lakhs, 2,27,858.69 lakhs, ₹ 2,38,526.64 lakhs and ₹ 249,512.07 lakhs respectively.

The following table sets forth the principal components of our secured loans as per Ind AS of the dates indicated:

(₹ in lakhs)

Secured Loans	As at December 31, 2023	As of March 31, 2023	As of March 31, 2022	As of March 31, 2021
Redeemable non-convertible debentures	2,77,123.95	3,04,642.97	379,379	4,36,586
Compulsorily Convertible Debentures	Nil	Nil	Nil	Nil
<b>Term loans:</b>				
Term loans from banks	6,58,026.91	5,02,962.84	4,23,033	3,82,710
Term loans from other parties	Nil	437.50	2,183	943
Working Capital Loan and Overdraft from Banks	7,82,664.05	7,46,415.46	728,351	7,15,184
Loans repayable on demand from Other Parties (PTC)	NIL	Nil	Nil	Nil
<b>Total</b>	<b>17,17,814.91</b>	<b>15,54,458.77</b>	<b>15,32,946</b>	<b>15,35,423</b>

The following table sets forth the principal components of our unsecured loans as per Ind AS as of the dates indicated:

(₹ in lakhs)

Unsecured Loans	As at December 31, 2023	As of March 31, 2023	As of March 31, 2022	As of March 31, 2021
Inter-corporate deposits		Nil		
Subordinated debt	1,17,122.30	1,41,424.46	200,108	2,23,380
Public Issued NCD-listed	38342.00	38,320.83		
Perpetual debt instrument	67,479.67	48,113.39	38,419	26,132
Commercial Paper	2,000.00	Nil	Nil	Nil
<b>Total</b>	<b>2,24,943.97</b>	<b>2,27,858.69</b>	<b>238,527</b>	<b>249,512</b>

Increasingly, we have depended on loans from banks the issue of redeemable non-convertible debentures the issue of subordinate debt as the primary sources of our funding. We believe that we have developed stable long-term relationships with our lenders and established a track record of timely servicing of our debts and have been able to secure concessionary /competitive interest rate from the lenders to bring down the cost of borrowings.

### Capital Adequacy

We are subject to the capital adequacy ratio (“CAR”) requirements prescribed by the RBI. We are currently required to maintain a minimum CAR of 15.00% based on our total capital to risk-weighted assets. Further, for a NBFC primarily engaged in lending against gold jewellery such as us, we are required to maintain an overall capital adequacy ratio of 15.00%. Our capital adequacy ratio as at December 31, 2023, March 31, 2023, March 31, 2022 and March 31, 2021 computed on the basis of applicable RBI requirements was 20.30%, 21.34%, 19.42% and 16.85% respectively.

### Risk Management

Risk management forms an integral element of our business strategy. At an entity level, the objective of risk management is to align the risk appetite of our Company with its strategy. At an operational level, it is intended to enable our Company to make consistent business and operational decisions across all units and departments within the broad risk appetite of our Company. The major risks we face are credit risk, collateral risk, market risk, interest rate risk, liquidity risk and operational risk.

### Credit risk

Credit risk is the risk of loss due to the failure of counterparty in meeting its obligations in accordance with agreed terms. Our Company’s credit risk arises from the loans that it extends to its borrowers. The management of credit risk starts with robust procedures for approval of the rate per gram used to calculate the loan amount and appraisal of the collateral. However, the risk is minimized since all loans are granted against the collateral of gold jewellery which can be liquidated with relative ease to recover all amounts due to our Company.

### **Collateral risk**

Collateral risk arises from a decline in the value of the gold collateral due to fluctuation in gold prices. Our Company has an ongoing process whereby the lending rate per gram of gold is calculated at the average of the closing price of 22 carat gold for the preceding 30 days on quote by Bombay Bullion Association (BBA), which is provided by AGLOC. We are currently maintaining a loan to value of 75.00%, in accordance with the directions issued by RBI.

### **Market risk**

Market risk is the risk that the value of a portfolio, either an investment portfolio or a trading portfolio, will decrease due to the change in value of the market risk factors. Our Company has a very small investment portfolio and does not trade in equities or other financial instruments. The Company's foreign currency operations are restricted to the sale and purchase of currencies from retail customers, purchases being made on a need basis and currency receipts being sold in the market within a short time. Our Company is therefore not exposed to a significant market risk.

### **Interest rate risk**

Interest rate risk refers to the impact that fluctuating interest rates may have on the net interest margin. Our Company's interest rate exposure is not significant, considering that most of its fixed interest earning assets have an average maturity period of three to four months only while a major part of its interest bearing liabilities are not expected to be repriced significantly during the period.

### **Liquidity risk**

Liquidity risk is the risk of being unable to raise necessary funds from the market to meet operational and debt servicing requirements. Liquidity is managed by monitoring short to medium term forecasts of business growth, estimation (based on historic data) of the risk of potential liabilities and our Company's other debt service obligations. Typically, the average tenor of our Company's lending portfolio is three to four months whereas the liabilities are of a longer term.

### **Operational risk**

Operational risk is the risk of direct or indirect loss resulting from inadequate or failed internal processes, people and systems or from external events. Our Company has laid down detailed policies and procedures for all its operational activities including a manual of instructions for all activities performed at the branches. All strong rooms, which are built according to RBI specifications at the branches are under dual/joint custody. The company has introduced tamper evident envelopes in all the branches across the country. The tamper evident envelope is expected to bring about a higher degree of safety to the gold pledged with us by our customers.

A centralised team of internal auditors and gold inspectors perform regular and surprise reviews and inspections at all locations and follow up with the management on all audit observations until these are satisfactorily resolved. In accordance with our internal audit policy, all of our branches are subject to periodic inspection. Feedback is provided to the operations department and the process management team on all process improvement/enhancement issues. Each branch data is reviewed centrally. Exceptions or deviations that are identified through the use of automated software are discussed and followed up with the respective branches. Our Company places emphasis on the development of its employees through a formal training and induction process after recruitment and a continuous learning process through various means including e-learning. We also continuously review and enhance operational processes as part of our continuous improvement philosophy.

### **Credit Rating**

We have been assigned CRISIL AA-/Stable rating by CRISIL and BWR AA-/Stable rating by Brickworks for our bank facilities, CRISIL AA-/Stable rating by CRISIL and BWR AA-/(Stable) rating by Brickworks for its various non-convertible debt instruments, CRISIL A/Stable rating by CRISIL for ₹ 69,900 lakh perpetual bonds and BWR A+/Stable rating by Brickworks for ₹37,400 lakh perpetual bonds and CRISIL A1+ rating by CRISIL for its short term debt programme. Brickworks has assigned BWR A1+ rating for our short-term debt programme.

### **Treasury Operations**

Majority of our gold loan disbursements and repayments are in cash which necessitates maintaining a certain level of cash holding at the branches at all times to ensure a quick service to the customer. We retain cash up to 0.5% of the Gold loan



outstanding of the branch or ₹2 lakhs, whichever is higher. Additional fund requirements of the branches are met from the head office of the Company by way of bulk RTGS/ NEFT transfers through designated banks in accordance with the treasury policy. This enables the Company to disburse funds to the branches promptly upon requests from the branches. Excess funds available at the branches are transferred to the bank account of the head office of the Company on a daily basis. This ensures an efficient utilisation of the funds, minimizing the holding of idle cash. Branches can also transfer funds/cash from /to nearby branches in case of need.

### **Competition**

Although the business of providing loans secured by gold is a time-honored business (unorganized pawn-broking shops being the main participants), the Gold loan business in India remains very highly fragmented. Our Board believes that we can achieve economies of scale and increased operating efficiencies by increasing the number of branches under operation and authorize modern point-of-sale systems and proven operating methods. We operate in largely un-tapped markets in various regions in India where banks currently provide Gold loans. We also compete with pawnshops and financial institutions, such as consumer finance companies. Other lenders may lend money on an unsecured basis, at interest rates that may be lower than our service charges and on other terms that may be more favorable than ours. We believe that the primary elements of competition are the quality of customer service and relationship management, branch location and the ability to loan competitive amounts at competitive rates. In addition, we believe the ability to compete effectively will be based increasingly on strong general management, regional market focus, automated management information systems and access to capital. Our main competition is from various Kerala based banks and other specialised Gold loan NBFCs.

### **Insurance Coverage**

We maintain insurance coverage on all our assets located at our head office, on all our movable assets in branch premises and locations of our wind energy business owned by us against fire and special perils. Our insurance policies are generally annual policies that we renew regularly. We have also established a scheme of insurance with the Life Insurance Corporation of India for providing gratuity benefits to the employees of the Company in the name and style – “*Muthoot Fincorp Employees Group Gratuity Assurance Scheme*”.

### **Intellectual Property**

The trademark/service mark and logo in connection with the “Muthoot Pappachan” brand and the “Muthoot Fincorp” logo are pending registration in various classes including classes which pertain to our Company’s business. Our Promoters have applied for but not obtained registrations in connection with protection of the aforesaid trademarks and logos. There can be no assurance that our Promoters would be able to obtain registrations of the aforesaid logos and trademarks under each or all of the classes. Once such trademarks and/or logos are registered we intend to enter into an agreement with our Promoters for the use of such logos and/or trademarks. For further details, see section titled “*Risk Factors*” on page 18.

### **Property**

Our registered office is at Muthoot Centre, TC No 27/3022 Punnen Road Trivandrum 695 001, Kerala which is being used by us on a leasehold basis. We typically enter into lease agreements for these strategic business unit and branch locations. If these leases are not renewed on a timely basis or at all, we do not think that relocating would materially and adversely affect our operations and profitability.

## HISTORY AND CERTAIN CORPORATE MATTERS

Our Company was originally incorporated as a public limited company known as Muthoot Debt Management Services Limited, pursuant to receipt of a certificate of incorporation dated June 10, 1997, from the ROC. Our Company received a certificate for commencement of business on June 10, 1997. Subsequently, the name of our Company was changed to Muthoot Fincorp Limited and a fresh certificate of incorporation dated March 19, 2002 was issued to our Company by the ROC.

Our Company was registered as a non-deposit accepting NBFC with the RBI pursuant to the certificate of registration No. 16.00170 dated July 23, 2002 issued by the RBI under Section 45 IA of the RBI Act.

### Registered Office

The Registered Office of our Company is located at Muthoot Centre, TC No. 27/ 3022, Punnen Road, Trivandrum – 695 001, Kerala, India.

### Corporate Office

The Corporate Office of our Company is located at Muthoot Centre, Near Spencer Junction, M.G. Road, Trivandrum – 695 001, Kerala, India.

### Main objects of our Company

The main objects of our Company, as contained in the Memorandum of Association are:

1. To carry on the business of a loan company as per RBI guidelines and to carry on and undertake financing by way of giving loans and/or advances and financing otherwise of the activities of others and to receive money on deposits at interest or otherwise for fixed periods as prescribed from time to time by RBI.
2. To carry on the business of money lending in accordance with the RBI guidelines and other applicable laws in force and also giving loans and advances to the weaker sections of the society at preferential rate of interest subject to the ceiling fixed from time to time as prescribed by the RBI, but the Company shall not carry on the business of banking as defined in The Banking Regulation Act, 1949.
3. To carry on the business as authorised dealer, money changer, offshore banker or any other person for the time being authorised to deal in foreign exchange or foreign securities or such other activities and to undertake cross border inward money transfer activities subject to the rules and regulations of the RBI.
4. To take over as going concern, the business of the partnership firms, Muthoot Bankers with their assets and liabilities, manage their affairs and dissolve the firms after the takeover.

The main objects clause and the objects incidental or ancillary to the main objects of the Memorandum of Association enable our Company to undertake its existing activities and the activities for which the funds are being raised through the Issue.

We have not received any awards and recognitions in the last three fiscals.

### Key terms of our Material Agreements

#### Material Agreements:

- I. **For sharing of services among the Group Companies, the Company had entered into agreements with various Group Companies. The parties concerned have decided to introduce a concept of Master Service Agreement (“MSA”) along with Service Level Agreements (“SLAs”) towards each shared service. As per the same, the general terms and conditions are captured in the MSA and the terms specific to each service, including the agreed commercials, are captured in the SLA. Accordingly, the Company has entered into the following agreements:**
  - (a) **Master Service Agreement dated April 1, 2019 with Muthoot Capital Services Limited (“MCSL”) for sharing / providing various services. The following SLAs are executed wherein the services shared are detailed:**

- i. SLA dated April 1, 2019 for sharing the branch network and infrastructure of the Company in connection with its business, inter alia, consisting of disbursing two wheeler vehicle loans and collecting the instalments of two wheeler loans from their Customers;
- ii. SLA dated April 1, 2019 for acting as the broker of MCSL for canvassing Public Deposits and collecting application forms along with the supporting documents from prospective depositors and forward to MCSL.
- iii. SLA dated April 1, 2019 for utilizing the safe custody facility for the gold jewellery pledged with MCSL by its vehicle loan customers at MFL branches;
- iv. SLA dated April 1, 2019 for sourcing of MCSL's used car loan and collecting EMI from the Customers;
- v. SLA dated April 1, 2019 for utilizing the space specifically allotted at branches of the Company;
- vi. SLA dated April 1, 2019 for the collection of EMI from the Customers who availed SME Loans from MFL; and
- vii. Agreement for Gold Loan business Sourced.

**(b) Master Service Agreement dated April 1, 2019 with Muthoot Microfin Limited ("MML") for sharing / providing various services. The following SLAs are executed wherein the services shared are detailed:**

- i. SLA dated April 1, 2019 for disbursement of microfinance loans and collection of receipts from their Customers;
- ii. SLA dated April 1, 2019 to acquire Customers, collect repayment of Muthoot Small and Growing Business Loans (MSGB);
- iii. SLA dated April 1, 2019 to acquire Customers, collect repayment from OLA Auto and Cab drivers to purchase of smart phone;
- iv. SLA dated April 1, 2019 to acquire Customers, collect repayment of Consumer Durable loan along with interest;
- v. SLA dated April 1, 2019 for utilizing the space specifically allotted at branches of the Company;
- vi. SLA for sourcing Gold Loan business; and
- vii. SLA services for Gold Appraisal, Custody of Gold, Auctioning of Gold, the Customer Due Diligence including KYC verification etc.

**(c) Master Service Agreement dated April 1, 2019 with Muthoot Housing Finance Company Limited ("MHFL") for sharing / providing various services. The following SLAs are executed wherein the services shared are detailed:**

- i. SLA dated April 1, 2019 for utilizing the space specifically allotted at branches of the Company;
- ii. Agreement for Referral Incentive Program for home loan referrals; and
- iii. SLA dated July 22, 2020 for utilizing the space specifically allotted at branches of the Company.

**(d) Master Service Agreement dated February 26, 2019 with Muthoot Pappachan Chits (India) Limited ("MPC IPL") for distributing and collecting chit application forms and collect chit instalments through the branch network of the Company. The following SLA is also executed wherein the services shared are detailed:**

SLA dated April 30, 2019 for utilizing the branch space at Mankavu of the Company.

**(e) Master Service Agreement dated June 23, 2020 with Muthoot Housing Finance Company Limited ("MHFL") for Gold Loan sourcing services. The following SLA is executed wherein the services shared are detailed:**

SLA dated June 23, 2020 for Sourcing Gold Loan Services.

**(f) Space Sharing Arrangements**

As per the above arrangements, among others, the Company has agreed to provide identified physical space located at its branches/ offices at various locations for use of authorised employees/ representatives of MML, MCSL, MHFCL and MPC IPL respectively. The identified premises are being provided for developing and servicing the businesses undertaken and carried on by MML, MCSL MHFCL and MPC IPL.

A gist of the said arrangements is as provided below:

Company	Agreement Date	Live Branches	Total Rent (in ₹) as on December 31, 2023	Period
MML	April 1, 2019	2	65,343.57	10 (ten) years
	April 1, 2018	1	17,250.00	10 (ten) years
	April 1, 2021	1	18,700.00	8 years
MHFCL	April 1, 2019	13	91,336.00	10 (ten) years
	July 22, 2020	2	16732	10 (ten) years
	January 29, 2020	1	2651	10 (ten) years
	January 20, 2022	1	4190	10 (ten) years
	March 23, 2022	1	21648	9 years
	August 9, 2022	2	23,953	Upto May 15, 2031
	December 1, 2022	1	3,401	Upto June 30, 2032
MCSL	April 1, 2019	9	1,66,236.21	Upto October 31, 2028
MPCIPL	August 24, 2023	1	35,740.56	Upto January 31, 2032
	May 19, 2022	1	19,756	Up to June 30, 2026
	November 1, 2022	1	35,000	Up to May 31, 2025
	July 15, 2022	1	10,805	Up to July 31, 2030

## II. Lease Agreements:

- (a) The Company has entered into lease agreements with MML, MAIPL and Muthoot Motors (Cochin), the details of which are provided below:

Company	Lease Agreement	Location	Rent as on December 31, 2023 (in ₹)	Security Deposit (₹)	Period (Years)
MML	May 1, 2016	Vellanad Junction, Trivandrum	31,519.00	67,200	10
	February 1, 2016	Vellanad Junction, Trivandrum	19,136.93	40,800	10
	December 1, 2015	Vellanad Junction, Trivandrum	15,425.14	31,320	10
MAIPL	March 29, 2022	Kollam Showroom	4,92,486.75	-	3

- (b) The Company has entered into lease agreements with Group Companies, the details of which are provided below:

Company	Lease Agreement, effective date	Live branches	Rent per month as on December 31, 2023 (in ₹)	Validity up to	Location
Muthoot Motors	February 1, 2013	1	5,30,539	January 31, 2028	Pattom
	February 6, 2017	1	102824.375	February 5, 2027	Ulloor
Muthoot Exim	May 1, 2023	1	182505.00	April 30, 2028	Sunshine Towers

- (c) The Company has entered into sub-lease agreement with Group Companies, the details of which are provided below:

Company	Lease Agreement	Live branches	Rent per month as on December 31, 2023 (in ₹)	Validity Up to	Location
MRIBS	August 16, 2019	1	10,997.4375	January 31, 2032	STN Chambers, Vazhuthacaud
	July 1, 2014	1	142830	January 31, 2032	STN Chambers, Vazhuthacaud
MPG Hotels	April 1, 2018	1	1,24,551.00	March 31, 2029	STN Chambers, Vazhuthacaud
	August 1, 2016	1	9,600.00	January 31, 2029	STN Chambers, Vazhuthacaud

Company	Lease Agreement	Live branches	Rent per month as on December 31, 2023 (in ₹)	Validity Up to	Location
MPG Security	January 1, 2010	1	61,251.75	December 31, 2028	Subash Palace, Delhi
	November 14, 2010	1	45,768.00	November 13, 2030	Infantry Road, Bangalore
	November 1, 2013	1	27,366.03	October 31, 2023	Vishakhapatnam
	February 1, 2012	1	50,305.60	January 31, 2032	Thane, Maharashtra
	November 1, 2011	1	8,030.00	October 31, 2031	Madurai, Tamil Nadu
	August 11, 2021	1	15,286.21	August 11, 2029	West Mambalam

\*An agreement dated November 1, 2023 has been entered into between our Company and MPG Security Group Private Limited for the same location and a monthly rent of ₹61,252 shall be payable by MPG Security Group Private Limited to our Company retrospectively, i.e. from January 1, 2023.

### III. Agreement dated March 31, 2016 with MML and Addendum dated November 1, 2016 and January 31, 2017 to the original agreement

The agreements cover sale of identified assets of the Company, including *inter alia* computers, printers, scanners, office furniture to MML. In consideration of the sale, it has been agreed in the agreement that MML shall pay to MFL a lump sum amount of ₹1,58,75,655. The effective date for sale of assets on which the assets shall be transferred was identified as March 31, 2016 in the agreement. By way of addendum agreements, the Company has further agreed to sell some assets to MML for a lump sum amount of ₹27,73,271 as on November 1, 2016 and ₹25,79,907 as on January 31, 2017.

### IV. Agreement dated January 31, 2022, between the Company and Mr. Thomas Muthoot, Executive Director, and agreement dated January 31, 2022, between the Company and Mr. Thomas John Muthoot, Managing Director

Pursuant to the unanimous resolution passed by the board of directors of the Company at its meeting held on January 31, 2022 and the approval of the members of the Company at the extra-ordinary general meeting held on March 28, 2022, the Company had re-appointed Mr. Thomas Muthoot as the Executive Director and Mr. Thomas John Muthoot as the Managing Director of the Company for a period of five years with effect from February 1, 2022. The said agreements have been entered in connection with their re-appointment.

The Company has the right to terminate the services of Executive Director and Managing Director by giving not less than three months' notice in writing or three months' salary in lieu thereof.

### V. Agreement in relation to Terms of Inter Se Project Engagement dated December 14, 2015 with MPG Hotels and Infrastructure Ventures Private Limited ("MPG")

The Company has a valid title over the property as described in the agreement located in Thiruvananthapuram, Desom, Kowdiar Village, Thiruvananthapuram Taluk, and Thiruvananthapuram District. The Company vide the agreement (the "Development Agreement") authorised and empowered MPG to develop the said property into a premium residential complex at its own cost as per the specifications, terms and conditions laid down in the agreement (the "Development"). MPG has agreed to complete the construction of the flats/ units within 48 months from the date of receiving final building permit from the government agencies/ statutory authorities. In consideration of permitting the Development, MPG shall pay to the Company 30% of the full sale value of each unit while MPG may retain the balance. The parties may terminate the Development Agreement by giving 30 days' written notice to the other party in the event of delay in getting the required building permits within one year from the date of the Development Agreement or MPG failing to commence construction within one year from the date of receipt of building permit or MPG failing to progress the construction according to agreed timelines. The Development Agreement was cancelled vide the cancellation deed dated March 30, 2016. The Development Agreement was cancelled in view of restructuring of project execution. An amount of ₹9,00,000 paid by MPG to the project consultant was instructed to be refunded.

### VI. Agreement for asset management services dated March 30, 2016 with MPG and Amendment letter dated April 25, 2018

MPG has been appointed as an asset manager for *inter alia* keeping all relevant records/ documents pertaining to the properties of the Company, maintenance of building, compound wall, utility lines, facilitating payment of utility bills etc., and advising regarding prospective business opportunity of the properties. The agreement provides that MPG shall be paid a retainer fee of the amount of ₹1,10,000 plus applicable taxes per month by the Company in consideration of the services with effect from April 1, 2018 as per amendment letter dated April 25, 2018. The agreement may be

terminated by either party upon failure of other party to remedy its default in the performance or breach of any terms of the agreement after giving a 30 days' notice, upon occurrence of an irremediable default in the performance or breach of terms by the other party or on the other party becomes insolvent or bankrupt or makes a composition with its creditors.

**VII. Agreement dated April 1, 2020 with Muthoot Pappachan Technologies Limited (“MPT”) for providing consultancy, advisory, and other services to MFL**

Pursuant to the aforementioned agreement the Company is desirous of engaging MPTL to provide consultancy, advisory, and other services related to IT and also providing training to its staff on IT and related activities. The Company is required to pay fee for the services availed from MPTL in accordance with the agreement. The period of the agreement is for five years, commencing April 1, 2020. Either party would have the right to terminate the agreement by giving thirty days' notice in writing to the other party.

**VIII. Loan to Directors**

As per the loan agreements dated October 26, 2022, October 26, 2022 and October 26, 2022 respectively in relation to the Director named below, the Company has advanced the following loans to its Directors. The term of each agreement is 30 months as provided below:

Sr. No.	Name of Director	Amount (₹ in lakhs)	Interest Rate	Period
1.	Thomas John Muthoot	5,000.00	12.00%	Repayable by April 25, 2025
2.	Thomas George Muthoot	5,000.00	12.00%	Repayable by April 25, 2025
3.	Thomas Muthoot	5,000.00	12.00%	Repayable by April 25, 2025

**IX. Space Allocation agreement dated April 1, 2019 with Muthoot Risk Insurance Broking Services Private Limited (MRIBS) for advertising various insurance products by utilizing branch spaces of the Company.**

Pursuant to the aforementioned agreement, Our Company has agreed to allow MRIBS to exhibit advertising materials of their various insurance products by displaying its signages, hoardings, at about 1000 Branches of the Company at a time on rotational basis. The said agreement dated April 1, 2019 has been amended to renew and extend the duration for a further period of three years from April 1, 2022 till March 31, 2025.

**X. Agreement dated March 26, 2018 with Muthoot Estate Investments (MEI) for hiring of Office Space at Attingal.**

The Company has entered into agreements with MEI for hiring 815 sq.ft of building premises at Ground Floor, Muthoot Buildings, NH Road, Near Civil Station, Attingal, Thiruvananthapuram for a period of ten years with effect from January 1, 2018 at a monthly rent of ₹48,900 and security deposit of ₹1,46,700.

**Key terms of our other key agreements**

NA

**Holding Company**

Our Company does not have a holding company.

**Subsidiaries**

As on the date of the Tranche IV Prospectus, our Company has the following subsidiaries:

**I. Muthoot Housing Finance Company Limited (“MHFCL”)**

MHFCL was incorporated pursuant to a certificate of incorporation dated March 5, 2010 and obtained a certificate of commencement of business dated June 1, 2011, issued by the Registrar of Companies, Kerala and Lakshadweep. It obtained a certificate of registration dated February 11, 2011, from the National Housing Bank, to commence the business of a housing finance institution, without accepting public deposits. The registered office of MHFCL is situated at TC No 14/2074-7, Muthoot Centre, Punnen Road, Thiruvananthapuram, Kerala 695039.

Our Company currently holds 81.71% shareholding of MHFCL.

**Shareholding pattern as on December 31, 2023:**

<b>Sr. No.</b>	<b>Name of Shareholder</b>	<b>No. of equity shares held</b>	<b>Percentage of issued equity share capital (%)</b>
1.	Thomas John Muthoot	42,97,885	5.523
2.	Thomas George Muthoot	42,97,890	5.523
3.	Thomas Muthoot	42,97,890	5.523
4.	Preethi John	3,265	0.004
5.	Nina George	3,265	0.004
6.	Remmy Thomas	3,265	0.004
7.	Muthoot Fincorp Limited	6,35,86,130	81.71
8.	MHFL Employee Welfare Trust	13,28,766	1.708
	<b>Total</b>	<b>7,78,18,356</b>	<b>100.000</b>

**Board of directors:**

The board of directors of MHFCL comprises of the following persons:

- i. Mr. Thomas John Muthoot; Director;
- ii. Mr. Thomas George Muthoot; Director;
- iii. Mr. Thomas Muthoot, Managing Director; and
- iv. Mr. Santanu Mukherjee, Director.
- v. Mr. Suresh Mahalingam, Director.

**II. Muthoot Microfin Limited (“MML”)**

Muthoot Microfin Limited was originally incorporated as Panchratna Stock and Investment Consultancy Services Private Limited pursuant to a certificate of incorporation dated April 6, 1992 at Mumbai, Maharashtra, India as a private limited company under the Companies Act, 1956. The Company was converted into a public limited company pursuant to a special resolution passed by our Shareholders at the EGM held on April 30, 1994 and the name of the Company was changed to Panchratna Stock and Investment Consultancy Services Limited pursuant to the fresh certificate of incorporation dated June 9, 1994.

Subsequently, the name of Panchratna Stock and Investment Consultancy Services Limited was changed to Panchratna Securities Limited pursuant to the fresh certificate of incorporation dated June 22, 1994. The Reserve Bank of India (“RBI”) granted a certificate of registration dated March 18, 1998 bearing no. 13.00365 to our Company for registration as an NBFC under Section 45 IA of the Reserve Bank of India Act, 1934.

As a part of diversification programme and to offer more impetus to micro finance business, the Promoters of Muthoot Pappachan Group has acquired equity holding in Panchratna Securities Limited in September 2012. Subsequently, the name of Panchratna Securities Limited was changed to Muthoot Microfin Limited to reflect the group identity of the Promoters, i.e., “Muthoot Pappachan Group” and operations of the Company and a fresh certificate of incorporation dated November 6, 2012 was issued by the Registrar of Companies, Mumbai. Subsequently, the Company was granted NBFC-Microfinance Institution (“NBFC-MFI”) status by the RBI with effect from March 25, 2015. The equity shares of MML were listed on BSE and NSE in December 2023. The registered office of the Company is situated at 13th floor, Parinee Crescenzo, Bandra Kurla Complex, Bandra East, Mumbai 400 051.

Our Company currently owns 50.21% shareholding of MML.

Shareholding pattern as on December 31, 2023:

Category	Category of Shareholder	No of Shareholders	No of fully paid up equity shares held	No of Partly paid-up equity shares held	No of Shares Underlying Depository Receipts	Total No of Shares Held (VII) = (IV)+(V) +(VI)	Shareholding as a % of total no of shares (As a % of (A+B+C 2))	Number of Voting Rights held in each class of securities			No of Shares Underlying Outstanding convertible securities (Including Warrants)	Share holding as a % assuming full conversion of convertible Securities (as a percentage of diluted share capital)	Number of Locked in Shares		Number of Shares pledged or otherwise encumbered		Number of equity shares held in dematerialized form	
								No of Voting Rights		Total as a % of (A+B+C)			No.	As a % of total Shares held	No.	As a % of total Shares held		
								Class X	Class Y									Total
(I)	(II)	(III)	(IV)	(V)	(VI)	(VII)	(VIII)	(IX)			(X)	(XI)	(XII)		(XIII)		(XIV)	
(A)	Promoter & Promoter Group	7	9,45,65,832	0	0	9,45,65,832	55.47	9,45,65,832	0	9,45,65,832	55.47	0	55.47	9,45,65,832	100.00	0	0.00	9,45,65,832
(B)	Public	2,15,090	7,24,72,833	0	0	7,24,72,833	42.51	7,24,72,833	0	7,24,72,833	42.51	0	42.51	4,86,30,841	67.10	NA	NA	7,24,72,833
(C)	Non Promoter																	



	r-Non Public																	
(C1)	Shares underlying DRs	0	0	0	0	0	NA	0	0	0	0.00	0	NA	0	0.00	NA	NA	0
(C2)	Shares held by Employees Trusts	1	34,535,511	0	0	34,535,511	2.03	34,535,511	0	34,535,511	2.03	0	2.03	0	0.00	NA	NA	34,535,511
	<b>Total:</b>	<b>2,15,098</b>	<b>170492176</b>	<b>0</b>	<b>0</b>	<b>17,04,92,176</b>	<b>100.00</b>	<b>17,04,92,176</b>	<b>0</b>	<b>17,04,92,176</b>	<b>100.00</b>	<b>0</b>	<b>100.00</b>	<b>14,31,96,673</b>	<b>83.99</b>	<b>0</b>	<b>0.00</b>	<b>17,04,92,176</b>

**Board of directors:**

The board of directors of MML comprises of the following persons:

- i. Mr. Thomas John Muthoot, Director;
- ii. Mr. Thomas George Muthoot, Director;
- iii. Mr. Thomas Muthoot, Managing Director;
- iv. Mr. Akshaya Prasad, Director;
- v. Mr. Mr. John Tyler Day, Director;
- vi. Mr. Alok Prasad, Independent Director;
- vii. Mrs. Bhama Krishnamurthy, Independent Director;
- viii. Mrs. Pushpy Muricken, Independent Director;
- ix. Mr. Thai Salas Vijayan, Independent Director; and
- x. Mr. R Anand, Independent Director.

**III. Muthoot Pappachan Technologies Limited (formerly Muthoot Pappachan Technologies Private Limited) (“MPTL”)**

MPTL was originally incorporated as a private company pursuant to the certificate of incorporation dated November 16, 2012, issued by the Registrar of Companies, Kerala and Lakshadweep. Subsequently, upon conversion to a public company, the name of Muthoot Pappachan Technologies Private Limited was changed to Muthoot Pappachan Technologies Limited (MPTL) and a fresh certificate of incorporation dated July 5, 2013 was obtained from the Registrar of Companies, Kerala and Lakshadweep.

Our Company currently owns 60.00% shareholding of MPTL.

**Shareholding pattern as on December 31, 2023:**

<b>Sr. No.</b>	<b>Name of Shareholder</b>	<b>No. of equity shares held</b>	<b>Percentage of issued equity share capital (%)</b>
1.	Muthoot Fincorp Limited	30,000	60.00
2.	Thomas John Muthoot	3,334	6.67
3.	Thomas George Muthoot	3,333	6.67
4.	Thomas Muthoot	3,333	6.67
5.	Preethi John Muthoot	3,333	6.66
6.	Nina George	3,333	6.66
7.	Remmy Thomas	3,334	6.67
	<b>Total</b>	<b>50,000</b>	<b>100.00</b>

**Board of directors:**

The board of directors of MPTL comprises of the following persons:

- i. Thomas John Muthoot, Director;
- ii. Thomas George Muthoot, Director; and
- iii. Thomas Muthoot, Director.

## OUR MANAGEMENT

### Board of Directors

The general superintendence, direction and management of the operations, affairs and business of the Company are vested in the Board of Directors, which exercises its power subject to the Memorandum and Articles of Association of our Company and the requirements of the applicable laws. The Articles of Association set out that the number of Directors in our Company shall not be less than 3 (three) and not more than 15 (fifteen) in number.

The composition of the Board is in conformity with section 149 of the Companies Act, 2013. Currently, the Company has nine Directors on its Board. The Managing Director of the Company is Mr. Thomas John Muthoot.

The following table sets out details regarding the Board of Directors, as on the date of this Tranche IV Prospectus:

Name, Designation and DIN	Age	Address	Date of Appointment	Details of other directorships
<b>Thomas John Muthoot</b>  <b>Designation:</b> Managing Director  <b>DIN:</b> 00011618	61 years	TC 4/1008, (1), Kawdiar, PO, Trivandrum 695 003, Kerala, India	June 10, 1997	<b>Indian:</b> 1. Mariposa Agri Ventures and Hospitalities Private Limited 2. MPG Hotels and Infrastructure Ventures Private Limited 3. Muthoot APT Ceramics Limited 4. Muthoot Automobile Solutions Private Limited 5. Muthoot Automotive (India) Private Limited 6. Muthoot Buildtech (India) Private Limited 7. Muthoot Capital Services Limited 8. Muthoot Equities Limited 9. Muthoot Hotels Private Limited 10. Muthoot Housing Finance Company Limited 11. Muthoot Land and Estates Private Limited 12. Muthoot Motors Private Limited 13. Muthoot Pappachan Medicare Private Limited. 14. Muthoot Pappachan Technologies Limited 15. Muthoot Risk Insurance and Broking Services Private Limited 16. Muthoot Microfin Limited 17. Trivandrum Centre for Performing Arts 18. Muthoot Pappachan Centre of Excellence in Sports 19. Speckle Internet Solutions Private Limited.
<b>Thomas George Muthoot</b>  <b>Designation:</b> Director  <b>DIN:</b> 00011552	61 years	Muthoot Towers, College Road, P.O. M G Road, Ernakulam 682 035, Kerala, India	June 10, 1997	<b>Indian:</b> 1. Buttercup Agri Projects and Hospitalities Private Limited 2. Fox Bush Agri Development and Hospitalities Private Limited 3. Jungle Cat Agri Development and Hospitalities Private Limited 4. Mandarin Agri Ventures and Hospitalities Private Limited 5. MPG Hotels and Infrastructure

Name, Designation and DIN	Age	Address	Date of Appointment	Details of other directorships
				Ventures Private Limited 6. Muthoot APT Ceramics Limited 7. Muthoot Automobile Solutions Private Limited 8. Muthoot Automotive (India) Private Limited 9. Muthoot Capital Services Limited 10. Muthoot Hotels Private Limited 11. Muthoot Housing Finance Company Limited 12. Muthoot Pappachan Medicare Private Limited 13. Muthoot Pappachan Technologies Limited 14. Muthoot Properties (India) Private Limited 15. Muthoot Risk Insurance and Broking Services Private Limited 16. The Thinking Machine Media Private Limited 17. Muthoot Microfin Limited 18. Finance Companies' Association (India). 19. Muthoot Pappachan Centre of Excellence in Sports 20. Muthoot Infrastructure Private Limited 21. Speckle Internet Solutions Private Limited
<b>Thomas Muthoot</b>  <b>Designation:</b> Executive Director and Chief Financial Officer.  <b>DIN:</b> 00082099	57 years	7/59 A, Near Kaniyampuzha Bridge Cherukad, Erloor P O, Ernakulam, Kerala, India	June 10, 1997	<b>Indian:</b> 1. MPG Hotels and Infrastructure Ventures Private Limited 2. Muthoot Agri Development and Hospitalities Private Limited 3. Muthoot Agri Projects and Hospitalities Private Limited 4. Muthoot APT Ceramics Limited 5. Muthoot Automobile Solutions Private Limited 6. Muthoot Automotive (India) Private Limited 7. Muthoot Capital Services Limited 8. Muthoot Dairies and Agri Ventures Private Limited 9. Muthoot Hotels Private Limited 10. Muthoot Housing Finance Company Limited 11. Muthoot Motors Private Limited 12. Muthoot Pappachan Technologies Limited 13. Muthoot Risk Insurance and Broking Services Private Limited 14. The Right Ambient Resorts Private Limited 15. Muthoot Pappachan Centre of Excellence in Sports 16. Muthoot Microfin Limited

Name, Designation and DIN	Age	Address	Date of Appointment	Details of other directorships
				17. M-Liga Sports Excellence Private Limited 18. The Thinking Machine Media Private Limited 19. Prime Volleyball League Private Limited 20. Speckle Internet Solutions Private Limited
<b>Preethi John Muthoot</b> <b>Designation:</b> Director <b>DIN:</b> 00483799	59 years	TC 4/1008, (1), Kawdiar, PO, Trivandrum 695 003, Kerala, India	September 17, 2019	<b>Indian:</b> 1. Muthoot Infrastructure Private Limited 2. Muthoot Exim Private Limited 3. Muthoot Kuries Private Limited 4. Muthoot Pappachan Chits (India) Private Limited 5. Alaska Agri Projects and Hospitalities Private Limited 6. Bamboo Agri Projects and Hospitalities Private Limited. 7. Calypso Agri Development and Hospitalities Private Limited 8. Cinnamon Agri Development and Hospitalities Private Limited 9. El Toro Agri Projects and Hospitalities Private Limited 10. Goblin Agri Projects and Hospitalities Private Limited 11. Mandarin Agri Ventures and Hospitalities Private Limited 12. Muthoot Agri Projects and Hospitalities Private Limited 13. Muthoot Dairies and Agri Ventures Hospitalities Private Limited 14. The Thinking Machine Media Private Limited 15. MPG Precious Metals Private Limited (Dormant) 16. Muthoot Holdings Private Limited 17. MPG Security Group Private Limited.
<b>Arrattukkulam Peter Kurian</b> <b>Designation:</b> Independent Director <b>DIN:</b> 00008022	90 years	9, Friendship, 23 <sup>rd</sup> Road, TPS III, Bandra (W), Mumbai 400 050, Maharashtra, India	January 30, 2007	<b>Indian:</b> 1. Muthoot Capital Services Limited 2. Union Trustee Company Private Limited
<b>Vikraman Ampalakkat</b> <b>Designation:</b> Independent Director <b>DIN:</b> 01978341	76 years	G-3, Block 2, V B Royal Apartment, Elamakkara Road, Edappally, Kochi, 682 024, Kerala, India	October 21, 2007	<b>Indian:</b> 1. ESAF Financial Holdings Private Limited 2. IIFL Samasta Finance Limited 3. Saggraha Management Services Private Limited
<b>Badal Chandra Das</b>	64 years	Flat No. 1701, 16 <sup>th</sup> Floor, Tower No. 3,	February 28, 2023	Nil

Name, Designation and DIN	Age	Address	Date of Appointment	Details of other directorships
<b>Designation:</b> Independent Director <b>DIN:</b> 09758076		Action Area-3, Uniworld City Heights, New Town North 24, Parganas, Kolkata 700156, West Bengal, India		
<b>Ravi Ramchandran</b> <b>Designation:</b> Independent Director <b>DIN:</b> 10048011	60 years	R8 Pine Green CLOVER by the River, River View Road, Kotturpuram, Chennai 600085, Tamil Nadu, India	February 28, 2023	Nil
<b>Anthony Abraham Thomas</b> <b>Designation:</b> Independent Director <b>DIN:</b> 07749806	53 years	Parinthricksal House PNRA-G 37, TC X/834, Mannanthala, Thiruvananthapuram, Kerala, India, 695015	February 05, 2024	<b>Indian:</b> 1. Clap Smart Learn Private Limited 2. Buildnext Construction Solutions Private Limited

Our Company confirms that the PAN of the Directors shall be submitted to the Stock Exchanges at the time of filing this Tranche IV Prospectus.

#### Confirmations

None of our Directors have been identified as a ‘wilful defaulter’ by the RBI, ECGC, any government/regulatory authority and/or by any bank or financial institution, and none of our directors are otherwise associated in any manner with any company that appears in the list of the vanishing companies as maintained by the Ministry of Corporate Affairs.

#### Brief Profiles of Directors

**Mr. Thomas John Muthoot**, aged 61 years, is the Managing Director of the Company. He holds a bachelor’s degree in commerce from the University of Kerala. He is an alumnus of the Harvard Business School having completed his OPM program in 2014, he is the Member of the CII Kerala State Council, Member of the Chamber of Commerce, Trivandrum.

In recognition of his entrepreneurial talent in hospitality and of his professionalism in management, the Federation of Hotel and Restaurant Association of India (FHRAI) had honoured him with the prestigious “Young Hotel Entrepreneur Award” for the year 2006. In the year 2009, the Chamber of Commerce, Trivandrum had selected him as the “Businessman of the year” for his contribution to the Hospitality Sector.

**Mr. Thomas George Muthoot**, aged 61 years, holds a bachelor’s degree in commerce from University of Kerala. He is also the Managing Director of Muthoot Capital Services Limited and Muthoot Hotels Private Limited and a director in the other companies under the “Muthoot Pappachan Group” engaged in hospitality, infrastructure, automotive, property and power generation. He has more than 30 years of experience and exposure in various facets of non-banking financial services. He is the Chairman of Kerala Non-Banking Finance Companies Welfare Association, Kochi, member of Finance Companies Association, and represents the Group at the Association of Gold Loan Companies (“AGLOC”). He is also acting as the secretary of AGLOC.

**Mr. Thomas Muthoot**, aged 57 years leads the Muthoot Pappachan Group’s drive to introduce innovative and efficient loan products. He holds a bachelor’s degree in law from the University of Kerala. He has an in-depth understanding of consumer preferences and market nuances across India, resulting in the Group’s launch of various new financial products. His knowledge of emerging markets and their functions have been harnessed in structuring the business interests of the Group.

Muthoot Pappachan Group’s initiatives in the microfinance sector are spearheaded by Mr. Thomas Muthoot. One of his primary creations, Muthoot Mahila Mitra, is an unsecured loan programme aimed at women micro entrepreneurs. It offers women a better alternative to unauthorised money lenders. Muthoot Mahila Mitra is backed strongly by an entrepreneurship development programme for women. The programme known as Sthreejyoti is aimed at training women in general and cash

management, in addition to offering sales and marketing skills. He was also instrumental in the Muthoot Pappachan Group's foray into housing finance.

**Ms. Preethi John Muthoot** aged 59 years, holds a master's degree in Arts from the University of Kerala. She is appointed as Additional Director with effect from March 28, 2019. She was designated as Director of the Company with effect from September 17, 2019. She is also a member of the Board of Directors of many MPG group Companies and hence gained several years hands-on experience in the activities of the Group.

**Mr. Arrattukkulam Peter Kurian**, aged 90 years, holds a bachelor's degree in commerce and a master's degree in economics and statistics from the University of Kerala. He has experience of more than 40 years in the banking and finance industry. Prior to joining the Company, he has held senior positions in the RBI and in the erstwhile Unit Trust of India. He was the executive chairman of Association of Mutual Funds in India, a trade body of all the Mutual Funds operating in India, for 12 years. He was a member of the technical advisory committee of the RBI. Previously, he was the chairman of Geogit Financial Services Limited and was member of boards of several other companies. At present he is also a Director in Muthoot Capital Services Limited and Union Trustee Company Private Limited. He was a leader of the team which set up the Ceybank Unit Trust in Sri Lanka in the early nineties. He has also been a Commonwealth consultant, done research on capital markets in Tanzania and documented a project report for setting up a unit trust in Tanzania. Mr Kurian, for his original contribution in the field of marketing of financial Instruments, was awarded "Marketing Man of the year 1987 Award" instituted by the Institute of Marketing Management. As an efficient manager having contributed substantially to the growth of the Unit Trust of India, the Institute of Marketing Management has awarded him the "Best Marketing Man of the Year" award in 1993. Further, he received the "Best Professional Manager Award" instituted by Life Insurance Corporation of India in 1993.

**Mr. Vikraman Ampalakkat**, aged 76 years, is an independent director on the Board of the Company. He holds a bachelor's degree in science from the University of Kerala. Mr. Vikraman has experience of more than 38 years in the field of finance, project funding, rehabilitation finance, micro finance, enterprise promotion and banking industry collectively. Prior to joining the Company, Mr. Vikraman has held managerial positions in several reputed organizations such as RBI, Industrial Development Bank of India and Small Industries Development Bank of India.

**Mr. Badal Chandra Das**, aged 64 years, is an independent director on the Board of the Company w.e.f December 01, 2022. He holds a master's degree in commerce from the University of Kalyani, West Bengal and a Certified Associate of Indian Institute of Bankers (CAIIB). Mr. Badal Chandra Das has a rich all-round Banking experience from State Bank of India (SBI) in various capacities. Retired as Deputy Managing Director from SBI on August 31, 2019, after a tenure of 34 years served in India and abroad in various positions.

**Mr. Ravi Ramchandran**, aged 60 years, is an independent director on the Board of the Company w.e.f February 28, 2023. He graduated from the University of Madras with a degree in Bachelor's in Commerce. He was associated with Nestle India Limited for more than 35 years, where he held several leadership roles within the organization. During his tenure with Nestle India Limited, he also served as the Director for Sales for over nine years. He was also an executive member for the Diversity and Inclusion Council for Nestle India Limited. He completed the 'Leading the Nestle Way' programme from London School of Business in September 2017.

**Dr. Anthony Abraham Thomas** aged 53 years is an Additional Independent Director of the Company.. The shareholders of the Company at the Extra-ordinary General Meeting held on February 5, 2024, regularised his appointment as Independent Director. He holds a bachelor's degree in technology from the University of Kerala. He is the Chairman of Information and Communication Technology Academy of Kerala.

### **Relationship with other Directors**

Except our Promoter Directors who are siblings and Mrs. Preethi John Muthoot, who is the wife of Mr. Thomas John Muthoot, Managing Director, none of the directors of the Company are related to each other.

### **Borrowing Powers of our Company**

Pursuant to a resolution passed by the members of the Company on September 28, 2022 under the Companies Act, 2013, the Board of Directors is authorised to borrow sums of money on such terms and conditions and for such purposes as the Board may think fit, not exceeding, at any given time, 40 times the aggregate of the paid-up share capital and free reserves of the Company.

The aggregate value of the NCDs offered under this Tranche IV Prospectus, together with the existing borrowings of the

Company, is within the approved borrowing limits as above mentioned.

### **Remuneration of Directors by the Company**

#### **Remuneration of the Executive Directors**

The remuneration of the Executive Director and Managing Director, and other Executive Directors comprises remuneration, benefits, allowances and performance-linked incentives etc.

The following table sets forth the details of remuneration paid to the whole-time Directors during the current year and Fiscals 2023, 2022 and 2021:

*(₹ in lakhs)*

Particulars	For period ended February 29, 2024		For Fiscal 2023		For Fiscal 2022		For Fiscal 2021	
	Salary	Perquisites	Salary	Perquisites	Salary	Perquisites	Salary	Perquisites
Thomas John Muthoot	3,437.50	-	3,000.00	-	2,500.00	-	1,200.00	-
Thomas Muthoot	3,437.50	-	3,000.00	-	2,500.00	-	960.00	-

#### **Remuneration of the Non-Executive Directors**

The following table sets forth the details of commission/fees paid to the non-executive directors except the independent directors during the current year and Fiscals 2023, 2022 and 2021:

*(₹ in lakhs)*

Particulars	For period ended February 29, 2024		For Fiscal 2023		For Fiscal 2022		For Fiscal 2021	
	Commission	Sitting Fees	Commission	Sitting Fees	Commission	Sitting Fees	Commission	Sitting Fees
Thomas George Muthoot	687.05	3.60	600.00	3.00	500.00	3.50	132.00	2.50
Preethi John Muthoot	-	2.50	-	2.75	-	2.50	-	1.00

#### **Remuneration of the Independent Directors**

The following table sets forth the details of remuneration paid to the Independent Directors during the current year and Fiscals 2023, 2022 and 2021:

*(₹ in lakhs)*

Particulars	For period ended February 29, 2024		For Fiscal 2023		For Fiscal 2022		For Fiscal 2021	
	Commission	Sitting Fees	Commission	Sitting Fees	Commission	Sitting Fees	Commission	Sitting Fees
Vikaraman A	-	3.85	-	3.25	-	4.00	-	2.50
A P Kurian	-	2.85	-	3.25	-	3.50	-	1.50
Badal Chandra Das	-	3.40	-	1.25	-	-	-	-
Ravi Ramachandran	-	2.50	-	0.25	-	-	-	-
Anthony Abraham Thomas	-	1.00	-	-	-	-	-	-

### **Remuneration of Directors by the subsidiaries/associate companies of the Company**

As on date of this Tranche IV Prospectus, none of our directors receive remuneration from our subsidiaries/associate companies.

#### **Changes in the Board of Directors during the last three years**

The changes in the Board of Directors of our Company in the last three financial years and current financial year are as



follows:

<b>Name, Designation and DIN</b>	<b>Date of Appointment</b>	<b>Date of Cessation, if applicable</b>	<b>Date of Resignation, if applicable</b>	<b>Remarks</b>
Thomas John Muthoot <b>Designation:</b> Managing Director <b>DIN:</b> 00011618	February 1, 2022	-	-	Re-appointment
Thomas Muthoot <b>Designation:</b> Executive Director <b>DIN:</b> 00082099	February 01, 2022	-	-	Re-appointment
Thomas George Muthoot <b>Designation:</b> Director <b>DIN:</b> 00011552	September 28, 2022	-	-	Re-appointment
Badal Chandra Das <b>Designation:</b> Additional Independent Director <b>DIN:</b> 09758076	December 1, 2022	-	-	Appointment (as Additional Independent Director)
	February 28, 2023	-	-	Appointment (as Independent Director)
Ravi Ramchandran <b>Designation:</b> Independent Director <b>DIN:</b> 10048011	February 28, 2023	-	-	Appointment
Preethi John Muthoot <b>Designation:</b> Director <b>DIN:</b> 00483799	September 29, 2023	-	-	Re-appointment
Anthony Abraham Thomas <b>Designation:</b> Additional Independent Director <b>DIN:</b> 07749806	November 11, 2023	-	-	Appointment (as Additional Independent Director)
	February 05, 2024	-	-	Appointment (as Independent Director)

### **Interest of the Directors**

All the Directors of the Company, including our independent directors, may be deemed to be interested to the extent of fees, if any, payable to them for attending meetings of the Board or a committee thereof as well as to the extent of other remuneration and reimbursement of expenses payable to them.

In addition, the Directors are to the extent of remuneration paid to them for services rendered as officers of the Company.

All the Directors of the Company, including independent directors, may also be deemed to be interested to the extent of Equity Shares, if any, held by them or by companies, firms and trusts in which they are interested as directors, partners, members or trustees and also to the extent of any dividend payable to them and other distributions in respect of the said Equity Shares.

Except as disclosed hereinabove and the section titled “*Risk Factors*” at page 18, the Directors do not have an interest in

any venture that is involved in any activities similar to those conducted by the Company.

Except as stated in the section “*Financial Statements*” on page 145 and to the extent of compensation and commission if any, and their shareholding in the Company, the Directors do not have any other interest in the business of the Company.

All the Directors may be deemed to be interested in the contracts, agreements/arrangements entered into or to be entered into by the Company with any company in which they hold directorships or any partnership firm in which they are partners as declared in their respective declarations. Except as otherwise stated in this Tranche IV Prospectus and statutory registers maintained by the Company in this regard, the Company has not entered into any contract, agreements or arrangements during the preceding two years from the date of this Tranche IV Prospectus in which the Directors are interested directly or indirectly and no payments have been made to them in respect of these contracts, agreements or arrangements which are proposed to be made with them, except as disclosed in the chapter “*Our Promoters*” on page 141.

As per the loan agreements dated October 26, 2022, October 26, 2022 and October 26, 2022 respectively in relation to the Director named below, the Company has advanced the following loans to its Directors. The term of each agreement is 30 months as provided below:

(₹ in lakh)

Sr. No.	Name of Director	Amount	Interest Rate	Period
1.	Thomas John Muthoot	5,000.00	12.00%	Repayable by April 25, 2025
2.	Thomas George Muthoot	5,000.00	12.00%	Repayable by April 25, 2025
3.	Thomas Muthoot	5,000.00	12.00%	Repayable by April 25, 2025

Thomas John Muthoot, Thomas George Muthoot and Thomas Muthoot are our Promoters as well as Directors on the Board of the Company.

Except Thomas John Muthoot, Thomas George Muthoot and Thomas Muthoot, none of the directors are interested in the promotion of the company.

None of the directors have an interest in any immovable property acquired by the Company in the two years preceding the date of this Tranche IV Prospectus or any immovable property proposed to be acquired by it.

None of the directors have an interest in the Company in form of sums paid or agreed to be paid to the director of the Company in cash or shares or otherwise provided by any person either to induce the director to become, or to help the Director qualify as a director, or otherwise for services rendered by the Director or by the Company, in connection with the promotion or formation of the Company.

#### **Contribution made by the directors as part of the offer or separately**

No contribution has been made by the directors as part of the offer or separately.

The directors, promoters, key managerial personnel or senior management do not have any financial or other material interest in the Tranche IV Issue and consequently, there is no effect of such interest in so far as it is different from the interests of other persons.

**Except as disclosed below, no relatives of the Directors have been appointed to an office or place of profit of our Company:**

Sr. No.	Name	DOJ	Designation	Branch office name	Relation
1.	Suzannah Muthoot	June 19, 2017	Deputy Vice President - II Corporate Strategy & Planning	Regional office Ernakulam	D/O Thomas Muthoot
2.	Thomas M. John	September 1, 2018	Deputy Vice President II – Strategy	Muthoot Fincorp One/Bangalore	S/O Thomas John Muthoot
3.	Hannah Muthoot	September 23, 2019	Associate Vice President II - People & Culture	Thiruvananthapuram – head office	D/O Thomas Muthoot
4.	Ritu Elizabeth George	November 5, 2019	Associate Vice President II - People & Culture	Muthoot Fincorp One /Bangalore	D/O Thomas George Muthoot
5.	Shweta Ann George	March 4, 2021	Associate Vice President II – Marketing	Regional office Ernakulam	D/O Thomas George Muthoot

**Except as disclosed below, no relatives of the Directors have been appointed to an office or place of profit of subsidiaries or associate companies:**

Nil

### **Shareholding of Directors**

As per the provisions of the Memorandum of Association and Articles of Association, the Directors are not required to hold any qualification shares.

#### Shareholding of Directors in our Company

Details of the shares held in the Company by the Directors, as on December 31, 2023 on a fully diluted basis are provided in the table given below:

<b>Sr. No.</b>	<b>Name of Director</b>	<b>Number of shares held</b>	<b>Percentage of the total paid-up capital (%)</b>
i.	Thomas John Muthoot	5,14,56,049	26.56
ii.	Thomas George Muthoot	5,14,56,021	26.56
iii.	Thomas Muthoot	5,14,56,053	26.56
iv.	Preethi John Muthoot	1,29,13,704	6.67

#### Shareholding of Directors in our subsidiaries/ associate companies

The shares held by the Directors, as on December 31, 2023 are provided in the table given below. Except as mentioned below, none of the Directors have a shareholding in the Subsidiaries or Associate Companies of our Company.

<b>Sr. No.</b>	<b>Name of Director</b>	<b>Name of the Subsidiary/Associate Company</b>	<b>Number of shares held</b>	<b>Percentage of the total paid-up capital (%)</b>
1.	Thomas John Muthoot	Muthoot Housing Finance Company Limited	42,97,885	5.523
2.	Thomas George Muthoot	Muthoot Housing Finance Company Limited	42,97,890	5.523
3.	Thomas Muthoot	Muthoot Housing Finance Company Limited	42,97,890	5.523
4.	Preethi John Muthoot	Muthoot Housing Finance Company Limited	3,265	0.004
5.	Thomas John Muthoot	Muthoot Pappachan Technologies Limited	3,334	6.67
6.	Thomas George Muthoot	Muthoot Pappachan Technologies Limited	3,334	6.67
7.	Thomas Muthoot	Muthoot Pappachan Technologies Limited	3,333	6.67
8.	Preethi John Muthoot	Muthoot Pappachan Technologies Limited	3,333	6.67
9.	Thomas John Muthoot	Muthoot Microfin Limited	29,82,456	1.75
10.	Thomas George Muthoot	Muthoot Microfin Limited	29,81,749	1.75
11.	Thomas Muthoot	Muthoot Microfin Limited	29,93,935	1.76
12.	Preethi John Muthoot	Muthoot Microfin Limited	3,996	0.00

### **Debenture/ Subordinated Debt/ PDI holding of directors**

As on December 31, 2023 the Company has not availed any subordinated debt from the Directors of the Company.

The Directors do not hold any subordinated debt in the Company as on date of this Tranche IV Prospectus.

Details of secured redeemable non-convertible debentures of the Company held by the Directors as on December 31, 2023 are as follows:

<b>Name of Director</b>	<b>Number of debentures held</b>	<b>Amount (₹ in lakhs)</b>
Thomas George Muthoot	32,000	320.00

Details of PDIs of the Company held by the Directors as on December 31, 2023 are as follows:

<b>Name of Director</b>	<b>Number of debentures held</b>	<b>Amount (₹ in lakhs)</b>
Thomas George Muthoot	140	300.00

Name of Director	Number of debentures held	Amount (₹ in lakhs)
Thomas John Muthoot	145	1,350.00
Thomas Muthoot	20	100.00

## Corporate Governance

Our Company believes that good corporate governance is an important constituent in enhancing stakeholder value. Our Company has in place processes and systems whereby it complies with the requirements to the corporate governance provided in SEBI Listing Regulations (to the extent applicable to a company which has listed debt securities) and the applicable RBI Guidelines. The corporate governance framework is based on an effective independent Board, separation of the supervisory role of the Board from the executive management team and constitution of the committees of the Board, as required under applicable law.

Our Company believes that its Board is constituted in compliance with the Companies Act, 2013 and the SEBI Listing Regulations. The Board functions either as a full Board or through various committees constituted to oversee specific operational areas.

### Details of various committees of the Board of Directors

Our Company has constituted the following committees:

#### Committees of Board of Directors

The Board has constituted among others, the following committees of Directors: (i) Audit Committee; (ii) Nomination and Remuneration Committee; (iii) Asset Liability Management Committee; (iv) Risk Management Committee; (v) Stakeholders Relationship Committee; (vi) CSR Committee; (vii) IT Strategy Committee; (viii) Operations Committee and (ix) Stock Allotment Committee. The details of these committees are set forth below:

#### I. Audit Committee

The members of the Audit Committee as on date of this Tranche IV Prospectus are:

Name	Designation in the Committee	Nature of Directorship
A. P Kurian	Chairman	Independent Director
A. Vikraman	Member	Independent Director
Thomas George Muthoot	Member	Director
Badal Chandra Das	Member	Independent Director

The terms of reference of the Audit Committee, *inter alia*, include:

- i. Oversight of the Company's financial reporting process and the disclosure of its financial statements to ensure that the financial statement is correct, sufficient and credible;
- ii. recommendation for appointment, remuneration and terms of appointment of auditors of the Company;
- iii. approval of payment to statutory auditors for any other services rendered by the statutory auditors;
- iv. reviewing, with the management, the annual financial statements and auditor's report thereon before submission to the Board for approval, with particular reference to:
  - a) matters required to be included in the director's responsibility statement to be included in the Board's report in terms of clause (c) of sub-section (3) of Section 134 of the Companies Act, 2013;
  - b) changes, if any, in accounting policies and practices and reasons for the same;
  - c) major accounting entries involving estimates based on the exercise of judgment by management;
  - d) significant adjustments made in the financial statements arising out of audit findings;
  - e) compliance with listing and other legal requirements relating to financial statements;

- f) disclosure of any related party transactions;
- g) modified opinion(s) in the draft audit report;
- v. reviewing, with the management, the quarterly financial statements before submission to the Board for approval;
- vi. reviewing, with the management, the statement of uses / application of funds raised through an issue (public issue, rights issue, preferential issue, etc.), the statement of funds utilized for purposes other than those stated in the offer document / prospectus / notice and the report submitted by the monitoring agency monitoring the utilization of proceeds of a public issue or rights issue or preferential issue or qualified institutions placement, and making appropriate recommendations to the Board to take up steps in this matter;
- vii. reviewing and monitoring the auditor's independence and performance, and effectiveness of audit process;
- viii. approval or any subsequent modification of transactions of the Company with related parties;
- ix. scrutiny of inter-corporate loans and investments;
- x. valuation of undertakings or assets of the Company, wherever it is necessary;
- xi. evaluation of internal financial controls and risk management systems;
- xii. reviewing, with the management, performance of statutory and internal auditors, adequacy of the internal control systems;
- xiii. reviewing the adequacy of internal audit function, if any, including the structure of the internal audit department, staffing and seniority of the official heading the department, reporting structure coverage and frequency of internal audit;
- xiv. discussion with internal auditors of any significant findings and follow up there on;
- xv. reviewing the findings of any internal investigations by the internal auditors into matters where there is suspected fraud or irregularity or a failure of internal control systems of a material nature and reporting the matter to the Board;
- xvi. discussion with statutory auditors before the audit commences, about the nature and scope of audit as well as post-audit discussion to ascertain any area of concern;
- xvii. to look into the reasons for substantial defaults in the payment to the depositors, debenture holders, shareholders (in case of non-payment of declared dividends) and creditors;
- xviii. to review the functioning of the whistle blower mechanism;
- xix. approval of appointment of chief financial officer after assessing the qualifications, experience and background, etc. of the candidate;
- xx. Carrying out any other function as is mentioned in the terms of reference of the audit committee;
- xxi. reviewing the utilization of loans and/ or advances from/investment by the Company in the subsidiary exceeding rupees 100 crore or 10% of the asset size of the subsidiary, whichever is lower including existing loans / advances / investments existing as on the date of coming into force of this provision;
- xxii. consider and comment on rationale, cost-benefits and impact of schemes involving merger, demerger, amalgamation etc., on the Company and its shareholders;
- xxiii. management discussion and analysis of financial condition and results of operations;
- xxiv. management letters / letters of internal control weaknesses issued by the statutory auditors;

- xxv. internal audit reports relating to internal control weaknesses;
- xxvi. the appointment, removal and terms of remuneration of the chief internal auditor shall be subject to review by the audit committee;
- xxvii. statement of deviations:
  - a) quarterly statement of deviation(s) including report of monitoring agency, if applicable, submitted to stock exchange(s) in terms of Listing Regulation.
  - b) annual statement of funds utilized for purposes other than those stated in the offer document/prospectus/notice in terms of Listing Regulation.
- xxviii. ensure that an information system audit of the internal systems and processes is conducted at least once in two years to assess operational risks faced by the Company.

## II. Nomination and Remuneration Committee

The Nomination and Remuneration Committee was re-constituted on April 26, 2022, pursuant to Section 178 of the Companies Act, 2013. The members of the Nomination and Remuneration Committee as on date of this Tranche IV Prospectus are: :

Name	Designation in the committee	Nature of Directorship
A Vikraman	Chairman	Independent Director
Thomas George Muthoot	Member	Director
A. P. Kurian	Member	Independent Director

The terms of reference of the Nomination and Remuneration Committee, *inter alia*, include:

- i. Identifying and recommending to the Board of Directors, the nominees qualified to serve on the Board of Directors and committees thereof;
- ii. Evaluating the candidates' ability to discharge such responsibilities/functions as expected from independent non-executive Directors;
- iii. Assisting the Board of Directors in the Board's overall responsibilities relating to determination on their behalf and on behalf of the shareholders with agreed terms of reference, the Company's policy on specific remuneration packages and any compensation payment to the Managing Director, whole-time Directors and executive Directors; and
- iv. To provide independent oversight of and to consult with management regarding the Company's compensation, bonus, pension, and other benefit plans, policies and practices applicable to the Company's executive management;

## III. Asset Liability Management Committee

The members of the Asset Liability Management Committee as on the date of this Tranche IV Prospectus are:

Name	Designation in the Committee	Designation
Thomas John Muthoot	Chairman	Managing Director
Thomas Muthoot	Member	Executive Director and Chief Financial Officer
Shaji Varghese	Member	Chief Executive Officer
Joseph Oommen	Member	Head - Finance & Accounts
Maya G.K	Member	Chief Risk Officer
Nadanasabapathy R.	Member & Secretary	Head - Treasury

The terms of reference of the Asset Liability Management Committee, *inter alia*, include:

- i. Balance sheet planning from a risk - return perspective including the strategic management of interest rate and liquidity risks;
- ii. Identifying balance sheet management issues like balance sheet gaps and reviewing the liquidity contingency plan;
- iii. Pricing of products;
- iv. Reviewing the results of and progress in implementation of the decisions made in the previous meetings;
- v. Articulating the current interest rate view and basing its decisions for future business strategies on this view; and
- vi. Capital requirement forecasts, capital allocation and monitoring of capital adequacy requirements.

#### IV. Risk Management Committee

The members of the Risk Management Committee as on the date of this Tranche IV Prospectus are:

Name	Designation in the Committee	Nature of Directorship
A. P. Kurian	Chairman	Independent Director
Thomas John Muthoot	Member	Managing Director
Thomas Muthoot	Member	Executive Director
Badal Chandra Das	Member	Independent Director

The terms of reference of the Risk Management Committee, *inter alia*, include:

- i. To formulate a detailed risk management policy which shall include:
  - a) A framework for identification of internal and external risks specifically faced by the listed entity, in particular including financial, operational, sectoral, sustainability (particularly, ESG related risks), information, cyber security risks or any other risk as may be determined by the Committee.
  - b) Measures for risk mitigation including systems and processes for internal control of identified risks.
  - c) Business continuity plan.
- ii. To ensure that appropriate methodology, processes and systems are in place to monitor and evaluate risks associated with the business of the Company;
- iii. To monitor and oversee implementation of the risk management policy, including evaluating the adequacy of risk management systems;
- iv. To periodically review the risk management policy, at least once in two years, including by considering the changing industry dynamics and evolving complexity;
- v. To keep the board of directors informed about the nature and content of its discussions, recommendations and actions to be taken;
- vi. The appointment, removal and terms of remuneration of the Chief Risk Officer shall be subject to review by the Risk Management Committee;
- vii. Assisting the Board of Directors in the articulation of its risk appetite;
- viii. Overseeing the implementation and maintenance of a sound system of risk management framework which identifies, assess, manages and monitors risk;
- ix. Recommend to the Board of Directors clear standards of ethical behavior required of Directors and employees and encouraging observance of these standards;
- x. Assessment of the Company's risk profile and key areas of risk in particular; and
- xi. Examining and determining the sufficiency of the Company's internal processes for reporting on and managing

key risk areas.

- xii. To monitor and review the risk management plan; and
- xiii. To perform such other functions as may be delegated by the Board of Directors which shall specifically cover cyber security.

#### V. Stakeholders Relationship Committee

The Stakeholders Relationship Committee was re-constituted by the Board of Directors at their meeting held on April 26, 2022. The members of the Stake Holders Relationship Committee, as on the date of this Tranche IV Prospectus are:

Name	Designation in the Committee	Nature of Directorship
Thomas George Muthoot	Chairman	Director
Thomas John Muthoot	Member	Managing Director
A Vikraman	Member	Independent Director
Preethi John Muthoot	Member	Director

The terms of reference of the Stakeholders Relationship Committee, *inter alia*, include considering and resolving the grievances of the holders of securities of the Company.

#### VI. Corporate Social Responsibility Committee

As per the provisions of Section 135 of the Companies Act, 2013, the Company has constituted the Corporate Social Responsibility (CSR) Committee of the Board of Directors. The Corporate Social Responsibility Committee was re-constituted by the Board of Directors at their meeting held on May 22, 2023, with effect from May 22, 2023. The members of the Corporate Social Responsibility Committee as on the date of this Tranche IV Prospectus are:

Name	Designation in the Committee	Nature of Directorship
A. Vikraman	Chairman	Independent Director
Thomas John Muthoot	Member	Managing Director
Thomas George Muthoot	Member	Director
Thomas Muthoot	Member	Executive Director
Ravi Ramchandran	Member	Independent Director

The terms of reference of Corporate Social Responsibility Committee, *inter alia*, include:

- i. formulate and recommend to the Board, a Corporate Social Responsibility Policy which shall indicate the activities to be undertaken by the company in areas or subject, specified in Schedule VII of Companies Act, 2013;
- ii. formulate and recommend to the Board, an annual action plan in pursuance of its CSR Policy, which shall include the following, namely:-
  - a) the list of CSR projects or programmes that are approved to be undertaken in areas or subjects specified in Schedule VII of the Act;
  - b) the manner of execution of such projects or programmes as specified;
  - c) the modalities of utilisation of funds and implementation schedules for the projects or programmes;
  - d) monitoring and reporting mechanism for the projects or programmes; and
  - e) details of need and impact assessment, if any, for the projects undertaken by the company.
- iii. monitor the Corporate Social Responsibility Policy of the company from time to time;
- iv. recommend the Annual CSR budget to the board for approval; and



- v. recommend the amount of expenditure to be incurred on the activities.

## VII. IT Strategy Committee

The Company has constituted the IT Strategy Committee as per the Master Direction - Information Technology Framework for the NBFC Sector dated June 8, 2017. The IT Strategy Committee was re-constituted by the Board of Directors at their meeting held on February 09, 2024.

The members of the Committee are given below:

Name	Designation in the Committee	Nature of Directorship
Dr. Anthony Abraham Thomas	Chairman (w.e.f. 10.02.2024)	Independent Director
A. Vikraman	Member	Independent Director
Thomas John Muthoot	Member	Managing Director
Thomas George Muthoot	Member	Director

The responsibilities of the IT Strategy Committee are:

- i. To ensure that the Company has put an effective IT strategic planning process in place;
- ii. To guide in preparation of IT strategy and ensure that the IT strategy aligns with the overall strategy of the Company towards accomplishment of its business objectives;
- iii. To ensure that the IT Governance and Information Security Governance structure fosters accountability, is effective and efficient, has adequate skilled resources, well defined objectives and unambiguous responsibilities for each level in the organisation;
- iv. To ensure that the Company has put in place processes for assessing and managing IT and cybersecurity risks;
- v. To ensure that the budgetary allocations for the IT function (including for IT security), cyber security are commensurate with the Company's IT maturity, digital depth, threat environment and industry standards and are utilised in a manner intended for meeting the stated objectives;
- vi. To review, at least on annual basis, the adequacy and effectiveness of the Business Continuity Planning and Disaster Recovery Management of the Company;
- vii. To assess the IT capacity requirements and review the measures taken to address the issues;
- viii. To review the IT and cyber security related risks in the risk management policy of the Company in consultation with the Risk Management Committee of the Board (RMCB) at least on a yearly basis;
- ix. To constitute/reconstitute the IT Steering Committee and Information Security Committee;
- x. To oversee the activities of IT Steering Committee and Information Security Committee;
- xi. To review and recommend the policies related to IT to the Board for approval;
- xii. To carry out the review and amendment of IT strategies in line with the corporate strategies, cyber security arrangements and other matters related IT Governance; and
- xiii. To perform such other functions as may be delegated by the Board from time to time.

### Key managerial personnel of our Company

Our operations are overseen by a professional management team. In addition to the Managing Director and Chief Financial Officer as set forth above, following are the key managerial personnel:

#### **Mr. Sachu Sivas**

Mr. Sachu Sivas is the Company Secretary of our Company. He is an Associate Member of the Institute of Company

Secretaries of India (ICSI). He also served at the Muthoot Forex Limited and KIMS Health Care Management Ltd.

Name of the Employee	Designation
Sachu Sivas	Company Secretary

#### Compensation of our Company's key managerial personnel

In addition to the remuneration payable to the Managing Director & Chief Financial Officer, our Company paid a total remuneration of ₹ 10.59 lakhs to its employees who were key managerial personnel during the current fiscal year (upto February 29, 2024).

#### Bonus or profit-sharing plan of the key managerial personnel

Nil

#### Interest of key managerial personnel

None of our key managerial personnel has been paid any consideration of any nature from our Company, other than their remuneration.

None of our key managerial personnel receive interest/redemption paid or payable in respect of debentures of the Company held by them.

Except for the letter of appointment issued to our Key Managerial Personnel as an employee of the Company, our Company has not entered into any contracts or arrangement with the Key Managerial Personnel relating to appointment and remuneration or providing for benefits upon termination of employment.

#### Payment or benefit to officers of our Company

Nil

#### Shareholding of our Company's key managerial personnel

Key Managerial Personnel are those individuals who have the authority and responsibility for planning and exercising power to directly or indirectly control the activities of the Company and its employees. Their shareholding as on December 31, 2023 is as follows:

Sr. No.	Particulars	Designation	No. of shares held	Total shareholding as % of total no. of Equity Shares
1.	Thomas John Muthoot	Managing Director	5,14,56,049	26.56
2.	Thomas Muthoot	Executive Director cum Chief Financial Officer	5,14,56,021	26.56

#### Related Party Transactions

For details in relation to the related party transactions entered by our Company during the last three financial years, as per the requirements under "Accounting Standard 18 – Related Party Transactions" specified under the Companies Act, refer to the chapter "Financial Statements" beginning on page 141.

#### Senior Management Personnel of our Company

In addition to Mr. Sachu Sivas, who is designated as Compliance Officer of our Company and Mr. Thomas Muthoot, who is designated as the Chief Financial Officer of our Company, whose details are provided in "Our Management - Key Managerial Personnel of our Company" on page 137, the details of the Senior Management Personnel, as on the date of this Tranche IV Prospectus, are set out below:

#### Brief profile of our Senior Management Personnel

1. **Mr. Shaji Varghese**, is the Chief Executive Officer of the Company. He holds a Bachelor's Degree in Law, University of Pune and a Master's Degree in Management Science (Specializing in Finance and Marketing), from University of

Pune. He has completed a Management Development Program on Strategic Management, Harvard University. Mr. Shaji has significant experience in banking and financial services sector.

2. **Mr. Suresh Kumar Sivaraj**, is the Chief Human Resources Officer of the Company. He has significant experience of working with notable institutions like PT Indorama Synthetics. He is a member of National HRD Network and National Institute of Personal Management.
3. **Mr. Joseph Oommen**, is the Head of Accounts and Finance of the Company. He is a Chartered Accountant with 25 years of experience. Prior to joining the Company, he has worked with Southern Franchise Company LLC , Abudhabi, UAE.
4. **Mr. Ajay Kanal**, is the head of Operations And Change Management of the Company. He has significant experience. Prior to joining the Company he has worked with Indostar Capital Finance.

#### Compensation of our Company's Senior Management Personnel

(₹ in lakhs)

Sr . No.	Particulars	Designation	For the period ended February 29, 2024	For Fiscal 2023	For Fiscal 2022	For Fiscal 2021
1	Mr. Shaji Varghese,	Chief Executive Officer	149.09	294.80	0.00	0.00
2	Mr. Suresh Kumar Sivaraj	Chief Human Resources Officer	88.82	97.86	43.81	0.00
3	Mr. Joseph Oommen	Head - Finance & Accounts	96.12	115.35	88.86	93.10
4	Mr. Ajay Kanal	Head-Operations & Change Management	53.49	58.98	49.15	49.95
5	Mr. Sachu Sivas	Company Secretary	10.59	10.04	0.00	0.00
6	Mr. Thomas Muthoot	Executive Director & Chief Financial Officer	3,437.50	3000	2500	960

#### Interest of Senior Management Personnel

Except as stated below, none of our Senior Management Personnel has been paid any consideration of any nature from our Company:

- Remuneration or benefits to which they are entitled to as per their terms of appointment and reimbursement of expenses incurred by them during the ordinary course of business.

Except as stated below, Senior Management Personnel are not interested in the Company:

- To the extent of the shareholding in the Company, if any held by them or their relatives or held by the companies, firms and trusts in which they are interested as director, member, partner, and/or trustee, and to the extent of benefits arising out of such shareholding and/ or the stock options granted to some of our key managerial personnel.
- To the extent of debentures of our Company held by them or to be subscribed by them in this Issue and to the extent of any interest/redemption proceeds paid/payable to him and other distributions in respect of the said debentures.

Except for the letter of appointment issued to our Senior Management Personnel as an employee of the Company, our Company has not entered into any contracts or arrangement with the Senior Management Personnel relating to appointment and remuneration or providing for benefits upon termination of employment.

#### Relationship with other Senior Management Personnel

None of our Senior Management Personnel are related to each other.

#### Shareholding of our Company's Senior Management Personnel

As on the date of this Tranche IV Prospectus, the details of the shareholding of the SMP of the Company have been set out below:

<b>Sr. No.</b>	<b>Particulars</b>	<b>Designation</b>	<b>No. of shares held</b>	<b>Total shareholding as % of total no. of Equity Shares</b>
1	Mr. Shaji Varghese	Chief Executive Officer	-	-
2	Mr.Suresh Kumar Sivaraj,	Chief Human Resources Officer	-	-
3	Mr. Joseph Oommen,	Head - Finance & Accounts	-	-
4	Mr. Ajay Kanal,	Head - Operations & Change Management	-	-
5	Mr. Sachu Sivas,	Company Secretary	-	-
6	Mr. Thomas Muthoot,	Executive Director & Chief Financial Officer	5,14,56,053	26.56

## OUR PROMOTERS

### Profile of our Promoters

The following individuals are the Promoters of our Company:



**Thomas John Muthoot**

**Passport No.:** H8181033  
**PAN:** ABNPT4694B  
**Date of Birth:** June 7, 1962



**Thomas Muthoot**

**Passport No.:** G1447637  
**PAN:** AEAPM0424L  
**Date of Birth:** July 15, 1966



**Thomas George Muthoot**

**Passport No.:** H2951468  
**PAN:** ABNPT4693G  
**Date of Birth:** June 7, 1962

For additional details on the age, background, personal address, educational qualifications, experience in the business of the Company, positions/posts held in the past, terms of appointment as Directors and other directorships of the Promoters, special achievements, please see “*Our Management*” on page 123.

Our Company confirms that the PAN, aadhaar number, driving license number, bank account number(s) and passport number of the Promoters shall be submitted to the BSE at the time of filing this Tranche IV Prospectus.

### Interest of Promoters in the Company

Except as disclosed below, other than as Director and shareholders of our Company, the Promoters do not have any other interest in the Company. Further, the Promoters have given certain personal guarantees in relation to loan facilities utilised by the Company. For details please see “*Financial Indebtedness*” at page 149.

The Promoters are eligible for dividend that may be declared by the Company and to the extent of the remuneration received by them in their capacity as Directors. Additionally, Mr. Thomas George Muthoot are eligible to receive commission, as disclosed in “*Our Management*” on page 123.

Certain branches of the Company are operated on properties owned by the Promoters. Details are as below:

Sr. No.	Type of Property	Nature of interest*
1.	Kayamkulam branch in Kerala	The Company has been operating the branch since July 15, 2008.  The current Lease Agreement was executed between the Company and Thomas John Muthoot on March 30, 2012.
2.	Pathanamthitta branch in Kerala	The Company has been operating the branch since April 02, 2011.  The current Lease Agreement was executed between Company and Thomas George Muthoot acting for himself, for other Promoters i.e. Thomas Muthoot and Thomas John Muthoot, and for Janamma Muthoot and Mathew M Thomas on March 30, 2012
3.	Ernakulam branch in Kerala	The Company has been operating the branch since April 02, 2011.  The current Lease Agreement was executed between Company and Thomas George Muthoot acting for himself, other Promoters i.e. Thomas Muthoot and Thomas John Muthoot, and for Janamma Muthoot and Mathew M Thomas on March 30, 2012.

<b>Sr. No.</b>	<b>Type of Property</b>	<b>Nature of interest*</b>
4.	Chetpet Branch in Tamilnadu	The current Lease Agreement was executed between Company and Thomas George Muthoot March 30, 2012.
5.	Aryasala Branch in Kerala	The current Lease Agreement was executed between Company and Thomas George Muthoot, Thomas Muthoot and Thomas John Muthoot, March 30, 2012.
6.	Kozhencherry Branch in Kerala	The current Lease Agreement was executed between Company and Janamma Thomas, March 30, 2012.

Further, no properties owned by the Promoters have been purchased by the Company in the last 2 (two) years.

***Agreements entered into by our Company with Promoter Group entities:***

As on date of this Tranche IV Prospectus, our company has not entered into any agreements with Promoter Group.

Our Promoter does not propose to subscribe to the Issue. For details of the shareholding of the Promoters in our Company, please see “*Capital Structure*” on page 50.

**Other understandings and confirmations**

Our Promoters and relatives of the Promoters have confirmed that they have not been identified as willful defaulters by the RBI or any other governmental authority.

No violations of securities laws have been committed by our Promoters in the past or are currently pending against them. None of our Promoters are debarred or prohibited from accessing the capital markets or restrained from buying, selling, or dealing in securities under any order or directions passed for any reasons by the SEBI or any other authority or refused listing of any of the securities issued by any such entity by any stock exchange in India or abroad.

## RELATED PARTY TRANSACTIONS

*Related party transactions entered during the preceding three financial years with regard to loans made or, guarantees given or securities provided:*

Name of the Related Party	Loans made			Guarantees given			Securities Provided		
	FY 2022-23	FY 2021-22	FY 2020-21	FY 2022-23	FY 2021-22	FY 2020-21	FY 2022-23	FY 2021-22	FY 2020-21
Thomas John Muthoot	(7,000.00)	-	-	-	-	-	-	-	-
Thomas George Muthoot	(7,000.00)	-	-	-	-	-	-	-	-
Thomas Muthoot	(5,900.00)	-	-	-	-	-	-	-	-
Thomas John Muthoot	5,000.00	-	-	-	-	-	-	-	-
Thomas George Muthoot	5,000.00	-	-	-	-	-	-	-	-
Thomas Muthoot	5,000.00	-	-	-	-	-	-	-	-
Muthoot Motors, Cochin	-	(290.00)	290.00	-	-	-	-	-	-
Muthoot Motors, Cochin	-	-	(39.64)	-	-	-	-	-	-
Muthoot Automobile Solutions Private Limited	-	-	(200.00)	-	-	-	-	-	-
Muthoot Pappachan Technologies Limited	-	-	(1,365.00)	-	-	-	-	-	-

Particulars	Key Management Personnel & Directors			Entities over which Key Management Personnel and their relatives are able to exercise significant influence			Subsidiaries		
	Year / Period ended			Year ended			Year ended		
	Mar-23	Mar-22	Mar-21	Mar-23	Mar-22	Mar-21	Mar-23	Mar-22	Mar-21
Processing Fee received	37.5	-	-	-	-	0.73	-	-	-
Interest accrued on loans & advances	1,964.98	2,388.00	2,388.00	-	29.66	30.15	-	-	109.5
Loans Advanced	15,000.00	-	-	-	-	290	-	-	-
Loan repayments received	(19,900.00)	-	-	-	(290)	(239.64)	-	-	(1,365.00)
ICD Advanced	-	-	-	7,000.00	-	-	-	-	-
ICD Repaid	-	-	-	(7,000.00)	-	-	-	-	-

Interest on ICD	-	-	-	44.49	-	-	-	-	-
-----------------	---	---	---	-------	---	---	---	---	---

*Related party transactions entered during the current financial year with regard to loans made or, guarantees given or securities provided*

**Related Party transactions during the current financial year as at March 26, 2024:**

*(₹ in lakhs)*

Particulars	Key Management Personnel & Directors	Entities over which Key Management Personnel and their relatives are able to exercise significant influence	Subsidiaries
	Period ended	Period ended	Period ended
	March 26, 2024	March 26, 2024	March 26, 2024
Interest accrued on loans & advances	1,775.41	-	-

**Related Party balances outstanding as at the last three financial years and current financial year as at March 26, 2024:**

*(₹ in lakhs)*

Particulars	Key Management Personnel & Directors				Entities over which Key Management Personnel and their relatives are able to exercise significant influence				Subsidiaries			
	Year / Period ended				Year / Period ended				Year / Period ended			
	March 26, 2024	Mar-23	Mar-22	Mar-21	March 26, 2024	Mar-23	Mar-22	Mar-21	March 26, 2024	Mar-23	Mar-22	Mar-21
Loans Advanced	15,000.00	15,000.00	19,900.00	19,900.00	-	-	-	290.00	-	-	-	-
Interest on Loan Receivable	749.66	774.25	61.55	61.55	-	-	-	3.71	-	-	-	-



**SECTION V : FINANCIAL INFORMATION**

**FINANCIAL STATEMENTS**

<b>Sr. No.</b>	<b>Particulars</b>	<b>Page No.</b>
1.	Audited Consolidated Financial Statements for Fiscal 2023	F - 1
2.	Audited Consolidated Financial Statements for Fiscal 2022	F - 96
3.	Audited Consolidated Financial Statements for Fiscal 2021	F - 186
4.	Audited Standalone Financial Statements for Fiscal 2023	F - 270
5.	Audited Standalone Financial Statements for Fiscal 2022	F - 375
6.	Audited Standalone Financial Statements for Fiscal 2021	F - 476
7.	Unaudited Standalone Financial Results	F - 569

## MATERIAL DEVELOPMENTS

Other than as disclosed elsewhere in the Shelf Prospectus, this Tranche IV Prospectus and hereinafter below, since January 1, 2024 till the cut-off date i.e. March 26, 2024 (“**Cut-off Date**”), there have been no event/ development or change having implications on the financials/credit quality (e.g., any material regulatory proceedings against the Company/ Promoter/ Directors, litigations resulting in material liabilities, corporate restructuring event etc.) at the time of the Tranche IV Issue which may affect the Tranche IV Issue or the investor's decision to invest / continue to invest in the Debentures.

- The Company has during the period beginning from January 01, 2024 till March 26, 2024 availed the following borrowings from Banks / Financial Institutions

*(₹ in Lakhs)*

Date	Name of the lender	Amount sanctioned	Amount availed	Remarks
31 January 2024	Axis Bank	50,000.00	2,800.00	New Term Loan disbursed in Tranches
12 January 2024	State Bank of India	60,000.00	10,000.00	New Term Loan disbursed in Tranches
29 February 2024	Axis Bank	50,000.00	3,900.00	New Term Loan disbursed in Tranches
19 March 2024	DBS Bank	40,000.00	40,000.00	New WCDL disbursed
06 March 2024	IDBI Bank	10,000.00	10,000.00	New WCDL disbursed

- The Company has, during the period beginning from January 1, 2024 till March 26, 2024 repaid the following borrowings from Banks / Financial Institutions:

*(₹ in lakhs)*

Name of Bank	Repayment date	Sanction Limit	Amount Repaid
Bank of Maharashtra	02/01/2024	50,000.00	1,516.00
Bandhan Bank	01/01/2024	25,000.00	681.81
Uco Bank	02/01/2024	15,000.00	937.50
Bajaj Finance Ltd	05/01/2024	7,500.00	250.00
UCO bank	08/01/2024	20,000.00	1,000.00
UCO bank	08/01/2024	30,000.00	1,000.00
UCO bank	09/01/2024	20,000.00	500.00
UCO bank	09/01/2024	12,500.00	500.00
Indian Bank	13/01/2024	25,000.00	833.33
UCO bank	15/01/2024	20,000.00	500.00
UCO bank	15/01/2024	30,000.00	500.00
Punjab National bank	17/01/2024	50,000.00	1,000.00
Punjab National bank	17/01/2024	30,000.00	1,000.00
DBS India Ltd	30/01/2024	10,000.00	476.00
Ujjivan Small Finance Bank	31/01/2024	5,000.00	357.00
Axis Bank Ltd	31/01/2024	17,000.00	2,428.52
State Bank of India	31/01/2024	50,000.00	2,778.00
UCO bank	03/02/2024	20,000.00	250.00
UCO bank	03/02/2024	30,000.00	375.00

Punjab & Sind Bank	03/02/2024	15,000.00	1,500.00
Bajaj Finance Ltd	05/02/2024	7,500.00	250.00
Punjab National bank	05/02/2024	50,000.00	2,000.00
Punjab National bank	05/02/2024	30,000.00	1,000.00
Central Bank of India	05/02/2024	30,000.00	600.00
Central Bank of India	05/02/2024	30,000.00	600.00
Bank of Maharashtra	08/02/2024	25,000.00	1,000.00
Punjab National bank	08/02/2024	50,000.00	1,200.00
Central Bank of India	08/02/2024	30,000.00	1,000.00
Central Bank of India	08/02/2024	30,000.00	1,000.00
Indian Bank	13/02/2024	25,000.00	833.33
UCO bank	13/02/2024	20,000.00	1,000.00
UCO bank	13/02/2024	10,000.00	500.00
Bank of Maharashtra	17/02/2024	25,000.00	700.00
Bank of Maharashtra	20/02/2024	50,000.00	1,516.00
UCO bank	21/02/2024	12,500.00	281.25
State Bank of India	29/02/2024	32,500.00	3,250.00
DBS India Ltd	29/02/2024	10,000.00	476.00
Ujjivan Small Finance Bank	29/02/2024	5,000.00	357.00
UCO bank	29/02/2024	20,000.00	227.89
Axis bank	29/02/2024	27,500.00	3,928.55
Bandhan Bank	01/03/2024	25,000.00	1,590.90
Indian Bank	02/03/2024	20,000.00	1,818.18
Central Bank of India	05/03/2024	30,000.00	937.50
Bajaj Finance Ltd	05/03/2024	7,500.00	250.00
Indian Bank	13/03/2024	25,000.00	833.33
Central Bank of India	14/03/2024	30,000.00	400.00
Central Bank of India	14/03/2024	30,000.00	1,000.00
Central Bank of India	14/03/2024	30,000.00	1,400.00
Bank of Maharashtra	14/03/2024	50,000.00	1,516.00
Bank of Maharashtra	14/03/2024	25,000.00	800.00
Punjab & Sind Bank	14/03/2024	10,000.00	1,000.00
Punjab & Sind Bank	14/03/2024	16,000.00	1,600.00
UCO bank	14/03/2024	10,000.00	125.00
UCO bank	14/03/2024	20,000.00	250.00
Canara bank	14/03/2024	30,000.00	1,875.00
Canara bank	14/03/2024	20,000.00	1,818.18
Punjab National bank	14/03/2024	50,000.00	346.00
Punjab National bank	14/03/2024	30,000.00	728.00
Canara bank	16/03/2024	25,000.00	1,562.00

3. The Company has issued secured redeemable non-convertible debentures of face value of ₹1,000 each for an amount aggregating to ₹ 7,500 lakh with a green shoe option of up to ₹ 22,500 lakh aggregating up to ₹ 30,000 lakh and allotted ₹ 30,000 lakh on January 31, 2024.
4. The Company has made the following repayment of non-convertible debentures during the period beginning from January 01, 2024 till March 26, 2024:

(₹ in lakhs)

ISIN Number	Nature	Amount	Allotment Date	Maturity Date
INE549K07AS6	Non-Convertible Debentures	5,248.03	29/10/2021	28/01/2024
INE549K07AV0	Non-Convertible Debentures	7,345.69	29/10/2021	28/01/2024

5. The Company has made the following redemption of Commercial Paper during the period January 01, 2024 till March 26, 2024:

(₹ in lakhs)

ISIN Number	Investor	Amount	Maturity Date
INE549K14BN1	INDIAN ENERGY EXCHANGE LIMITED	2,000.00	09/02/2024

6. The Company has made the following repayment of retail subordinated debt during the period beginning from January 01, 2024, till , March 26, 2024

(₹ in lakhs)

Sub-Debt Series	Nature	Investors	Amount
1.	Unsecured	4,216	11,715.74

7. The Company has issued rated, listed, unsecured subordinated debt instruments of ₹ 5,000 lakhs on March 01, 2024.

## FINANCIAL INDEBTEDNESS

The outstanding borrowings of our Company as on December 31, 2023 are as follows:

(₹ in lakhs)

Sr. No.	Nature of Borrowings	Amount Outstanding	%
1	Secured Borrowings	17,17,814.91	88.00
2	Unsecured Borrowings	2,24,943.97	12.00
<b>Total Borrowings</b>		<b>19,42,758.88</b>	<b>100.00</b>

### DETAILS OF BORROWINGS OF THE COMPANY, AS ON THE LATEST QUARTER ENDED, i.e., December 31, 2023:

#### (a) Details of Secured Borrowings

Our Company's secured borrowings, amounts to ₹ 17,17,814.91 lakhs as on December 31, 2023 on an unconsolidated basis. The details of the borrowings are set out below:

#### 1. Term Loans from Banks:

(₹ in lakhs)

Sr. No.	Lender's Name	Amount Sanctioned	Amount outstanding as on December 31, 2023	Repayment schedule and pre-payment penalty, if any	Security
1	Yes Bank	30,000.00	3,551.84	Repayment in 28 quarters from the date of disbursement including 2 quarters of moratorium.	Equitable mortgage of collateral property as acceptable to YES Bank with minimum 1.25 cover.
2	Nabkisan Finance Limited	9,000.00	9,006.95	Tenor of 3 years with initial moratorium of 3 months, repayable in 11 equal quarterly instalments	Demand promissory note and hypothecation of first and exclusive charge on identified MSME loan receivables of 110% standard book debts.
3	Bajaj Finance Limited	7,500.00	7,500.00	Tenor of 2.5 years from the date of first drawdown, repayable in 30 equal monthly instalments.	First ranking pari-passu charge, by way of hypothecation on the receivables, present and future of the Company except those receivables specifically and exclusively charged in favor of certain existing charge-holders by way of hypothecation with minimum asset cover maintained at 1.20 times of the principal amount and interest.
<b>TOTAL</b>		<b>46,500.00</b>	<b>20,058.79</b>		

2. Working Capital Term Loans from Banks:

(₹ in lakhs)

Sr. No.	Lender's Name	Amount Sanctioned	Amount outstanding as on December 31, 2023	Repayment schedule and pre-payment penalty, if any	Security	Credit Rating (if applicable)	Asset Classification
1.	UCO Bank	10,000.00	1,236.17	Tenor of 4 years with initial moratorium of 3 months, repayable in 16 equal quarterly instalments.	Pari-passu charge on gold & other loan receivables of the company with minimum asset cover maintained at 1.10 times.	CRISIL AA-	Standard
2.	UCO Bank	20,000.00	1,181.78	Tenor of 4 years with initial moratorium of 3 months, repayable in 16 equal quarterly instalments.	Pari-passu charge on gold & other loan receivables of the company with minimum asset cover maintained at 1.10 times.	CRISIL AA-	Standard
3.	UCO Bank	12,500.00	3,865.00	Tenor of 4 years with initial moratorium of 3 months, repayable in 16 equal quarterly instalments.	Pari-passu charge on gold & other loan receivables of the company with minimum asset cover maintained at 1.10 times.	CRISIL AA-	Standard
4.	Canara Bank	30,000.00	8,999.19	Tenor of 3 years with initial moratorium of 6 months, repayable in 10 equal quarterly instalments.	Pari passu charge on gold & other loan receivables of the company with minimum asset cover maintained at 1.25 times.	CRISIL AA-	Standard
5.	Central Bank of India	30,000.00	8,838.53	Tenor of 3 years with initial moratorium of 6 months, repayable in 10 equal quarterly instalments.	First charge on pari passu basis on gold loan receivables of the company with minimum security coverage margin of 25% the loan amount.	CRISIL AA-	Standard
6.	Indian bank	25,000.00	5,042.60	Tenor of 3 years with initial moratorium of 6 months, repayable in 30 equal monthly instalments.	Pari passu charge on gold & other loan receivables of the company with minimum asset cover maintained at 15% margin.	CRISIL AA-	Standard
7.	Punjab and Sind Bank	15,000.00	4,343.42	Tenor of 3 years with initial moratorium of 6 months, repayable in 10 equal quarterly instalments.	First charge on pari-passu basis on standard receivables by way of hypothecation with minimum security cover 10% margin	CRISIL AA-	Standard
8.	UCO Bank	15,000.00	6,553.95	Tenor of 4 years with initial moratorium of 3 months,	Pari-passu charge on gold & other loan receivables of the company with	CRISIL AA-	Standard

Sr. No.	Lender's Name	Amount Sanctioned	Amount outstanding as on December 31, 2023	Repayment schedule and pre-payment penalty, if any	Security	Credit Rating (if applicable)	Asset Classification
				repayable in 16 equal quarterly instalments.	minimum asset cover maintained at 1.10 times.		
9.	State Bank of India	32,500.00	12,998.82	Tenor of 36 months with initial moratorium of 6 months, repayable in 10 equal quarterly instalments.	First charge on pari-passu basis on entire current assets of the company including gold loan receivables with all banks (gold loan receivables of 1.15 times of the limit)	CRISIL AA-	Standard
10.	Axis bank	27500.00	3,928.55	Tenor of 24 months with initial moratorium of 6 months, repayable in 7 equal quarterly instalments.	Pari passu charge on gold & other loan receivables of the company with minimum asset cover maintained at 1.25 times.	CRISIL AA-	Standard
11.	Indian bank	20,000.00	12,103.40	Tenor of 48 months with initial moratorium of 3 months, repayable in 15 equal quarterly instalments.	Pari passu charge on gold & other loan receivables of the company with minimum asset cover maintained at 1.18 times	CRISIL AA-	Standard
12.	Punjab National Bank	50,000.00	22,355.27	Tenor of 36 months Repayable in 3 equal quarterly instalments after the moratorium of 11 months	First paripassu hypothecation charge on standard receivables and on entire chargeable current assets with Minimum coverage of 1.18 times	CRISIL AA-	Standard
13.	Punjab and Sind Bank	16,000.00	8,000.00	Tenor of 3 years with initial moratorium of 6 months, repayable in 10 equal quarterly installments.	First charge on pari-passu basis on standard receivables by way of hypothecation with minimum security cover 10% margin	CRISIL AA-	Standard
14.	UCO Bank	20,000.00	11,233.88	Tenor of 4 years with initial moratorium of 3 months, repayable in 16 equal quarterly instalments.	Pari-passu charge on gold & other loan receivables of the company with minimum asset cover maintained at 1.10 times.	CRISIL AA-	Standard
15.	DBS Bank India Limited	10,000.00	1,428.57	Tenor of 2 years with initial moratorium of 3 months,	First paripassu hypothecation charge on standard loan receivables	CRISIL AA-	Standard

Sr. No.	Lender's Name	Amount Sanctioned	Amount outstanding as on December 31, 2023	Repayment schedule and pre-payment penalty, if any	Security	Credit Rating (if applicable)	Asset Classification
				repayable in 21 equal monthly instalments	with Minimum coverage of 1.25 times		
16.	Ujjivan Small Finance Bank	5,000.00	1,428.57	Tenor of 2 years - 7 equal quarterly instalment with 3 months moratorium	First charge on pari-passu and continuing charge on the loan receivable with minimum security cover of 1.10 times of the value of the outstanding amounts of the facility	CRISI L AA-	Standard
17.	Canara Bank	20,000.00	10,908.60	Tenor of 3 years with initial moratorium of 3 months, repayable in 11 equal quarterly instalments.	Pari passu charge on gold & other loan receivables of the company with minimum asset cover maintained at 1.25 times.	CRISI L AA-	Standard
18.	Central Bank of India	30,000.00	11,948.77	Tenor of 2.5 years with initial moratorium of 3 months, repayable in 10 equal quarterly instalments.	First charge on pari passu basis on gold loan receivables of the company with minimum security coverage margin of 20% the loan amount.	CRISI L AA-	Standard
19.	Federal Bank	10,000.00	6,999.96	Tenor of 3 years with initial moratorium of 6 months, repayable in 10 equal quarterly instalments.	First pari passu charge on entire current assets including gold loan receivables of the company with minimum security coverage margin of 15% the loan amount.	CRISI LAA-	Standard
20.	Indian Bank	30,000.00	22,909.33	Tenor of 3 years with initial moratorium of 3 months, repayable in 11 equal quarterly instalments.	First pari passu charge on gold loan receivables of the company with minimum security coverage margin of 1.18 times of loan amount outstanding (Margin.15%)	CRISI L AA-	Standard
21.	Punjab and Sind Bank	10,000.00	6,000.00	Tenor of 2 years and 9 months with initial moratorium of 3 months, repayable in 10 equal quarterly instalments.	First charge on pari-passu basis on standard receivables by way of hypothecation with minimum security cover of 10% margin (1.11 times).	CRISI L AA-	Standard
22.	UCO Bank	20,000.00	13,745.86	Tenor of 4 years with no moratorium	Pari-passu charge on gold & other loan receivables of the	CRISI L AA-	Standard



Sr. No.	Lender's Name	Amount Sanctioned	Amount outstanding as on December 31, 2023	Repayment schedule and pre-payment penalty, if any	Security	Credit Rating (if applicable)	Asset Classification
				repayable in 16 equal quarterly instalments.	company with minimum asset cover maintained at 1.10 times.		
23.	Bandhan Bank	25,000.00	19,770.97	Tenor of 3 years with initial moratorium of 3 months, repayable in 11 equal quarterly instalments.	Pari-passu charge over the receivables of the company with minimum asset cover maintained at 1.10 times	CRISIL AA-	Standard
24.	Bank of Maharashtra	25,000.00	20,153.52	Repayable in 10 equal quarterly instalments	First Pari-passu Hypothecation charge on standard loan receivables with minimum security coverage of 1.25 times of the exposure at all times	CRISIL AA-	Standard
25.	State Bank of India	50000.00	47,221.29	Tenor of 60 months with initial moratorium of 8 months, repayable in 18 equal quarterly instalments.	First charge on pari-passu basis on entire current assets of the company including gold loan receivables with all banks (gold loan receivables of 1.15 times of the limit)	CRISIL AA-	Standard
26.	Canara Bank	30,000.00	24,375.00	Tenor of 4 years, repayable in 16 structured quarterly instalments.	Pari passu charge on gold & other loan receivables of the company with minimum asset cover maintained at 1.25 times.	CRISIL AA-	Standard
27.	Central Bank of India	15000.00	13,101.51	Tenor of 4 years with initial moratorium of 3 months, repayable in 16 equal quarterly instalments.	First charge on pari passu basis on gold loan receivables of the company with minimum security coverage margin of 20% the loan amount.	CRISIL AA-	Standard
28.	Axis Bank	17000	12,142.81	Tenor of 24 months with initial moratorium of 3 months, repayable in 7 equal quarterly instalments.	Pari passu charge on gold & other loan receivables of the company with minimum asset cover maintained at 1.25 times.	CRISIL AA-	Standard
29.	Punjab National Bank	30,000.00	24,543.96	Tenor of 2 years 9 months	First paripassu hypothecation charge on standard receivables and on	CRISIL AA-	Standard

Sr. No.	Lender's Name	Amount Sanctioned	Amount outstanding as on December 31, 2023	Repayment schedule and pre-payment penalty, if any	Security	Credit Rating (if applicable)	Asset Classification
				repayable in 11 equal quarterly instalments	entire chargeable current assets with Minimum coverage of 1.18 times		
30.	Canara Bank	25,000.00	21,876.00	Tenor of 4 years, repayable in 16 structured quarterly instalments.	Pari passu charge on gold & other loan receivables of the company with minimum asset cover maintained at 1.25 times.	CRISIL AA-	Standard
31.	Bank of Maharashtra	50,000.00	50,388.56	Repayable in 33 monthly instalments	First Pari-passu Hypothecation charge on standard loan receivables with minimum security coverage of 1.25 times of the exposure at all times	CRISIL AA-	Standard
32.	Bank of India	50,000.00	49,999.78	Repayable in 19 quarterly instalments	First Pari-passu floating charge on current assets, book debts, loans and advances and receivables including gold loan receivables with minimum security coverage of 1.18 times of the exposure at all times	CRISIL AA-	Standard
33.	Federal Bank	10,000.00	9,999.90	Tenor of 48 months with initial moratorium of 6 months, repayable in 14 equal quarterly instalments.	First pari passu charge on entire current assets including gold loan receivables of the company with minimum security coverage margin of 15% the loan amount.	CRISIL AA-	Standard
34.	UCO Bank	30,000.00	28,124.94	Tenor of 4 years with no moratorium and repayable in 16 equal quarterly instalments.	Pari-passu charge on gold & other loan receivables of the company with minimum asset cover maintained at 1.10 times.	CRISIL AA-	Standard
35.	State Bank of India	60000.00	49,999.88	Tenor of 60 months with initial moratorium of 6 months, repayable	First charge on pari-passu basis on current assets of the company including receivables along with other lenders (gold loan receivables of 1.15	CRISIL AA-	Standard

Sr. No.	Lender's Name	Amount Sanctioned	Amount outstanding as on December 31, 2023	Repayment schedule and pre-payment penalty, if any	Security	Credit Rating (if applicable)	Asset Classification
				in 18 equal quarterly instalments.	times of the limit to be allocated)		
36.	Canara Bank	35,000.00	35,000	Tenor of 4 years, repayable in 16 structured quarterly instalments.	Pari passu charge on gold & other loan receivables of the company with minimum asset cover maintained at 1.25 times.	CRISIL AA-	Standard
37.	Axis Bank	50,000	33,499.94	Tenor of 24 months including moratorium of 6 months, repayable in 7 equal quarterly instalments.	Pari passu charge on gold & other loan receivables of the company with minimum asset cover maintained at 1.25 times.	CRISIL AA-	Standard
38.	Bandhan Bank	15,000.00	15,000.00	Tenor of 3 years with initial moratorium of 3 months, repayable in 11 equal quarterly instalments.	Pari-passu charge over the standard receivables of the company with minimum asset cover maintained at 1.10 times	CRISIL AA-	Standard
	<b>TOTAL</b>	<b>975500.00</b>	<b>6,41,248.35</b>				

3. Cash Credit / Working Capital Loans/ Working Capital Demand Loans/ Short Term Loans from Banks

(₹ in lakhs)

Sr. No.	Lender's name	Amount Sanctioned	Amount outstanding as on December 31, 2023	Repayment Schedule and pre-payment penalty, if any	Security	Credit Rating (if applicable)	Asset Classification
1	Indian Bank	55,000.00	53,670.29	On Demand	First pari-passu charge on Hypothecation on Gold loan Receivables and entire other current assets of the company with other lenders i.e. 20% margin	CRISIL AA-	Standard
2	Union Bank of India	0	0	On Demand	First charge on a pari-passu basis on the present and future gold loan receivables and entire current assets of the Company, with a margin of 15%, by way of hypothecation	CRISIL AA-	Standard

Sr. No.	Lender's name	Amount Sanctioned	Amount outstanding as on December 31, 2023	Repayment Schedule and pre-payment penalty, if any	Security	Credit Rating (if applicable)	Asset Classification
3	Axis Bank	22,500.00	0.00	On Demand	First charge on a pari-passu basis of gold loan receivables of the Company, with a margin of 20% for gold loan receivables, by way of hypothecation.	CRISIL AA-	Standard
4	Bank of India		0	On Demand	First charge on pari-passu basis on book debts and other current assets of the company, with a margin of 15%, i.e. security cover of 1.18 times.	CRISIL AA-	Standard
5	Bank of Maharashtra	3750.00	3,751.75	On Demand	First Pari-passu Hypothecation charge on receivables and entire chargeable current assets of the company (both present and future) with other member banks by way of hypothecation with minimum security coverage of 1.15 times of the loan amount.	CRISIL AA-	Standard
6	Central Bank of India	15000.00	14,626.84	On Demand	First Pari-passu charge on Gold loan Receivables of the company along with the other working capital /short term lenders with margin of 20% on Gold loans Receivables	CRISIL AA-	Standard
9	Federal Bank	15,000.00	14,500.00	On Demand	Hypothecation and pari-passu first charge on the current assets, major portion of which is gold loan receivables with other lenders, with a margin of 15%,	CRISIL AA-	Standard
10	IDBI Bank Ltd	35,000.00	33,994.50	On Demand	First charge on a pari-passu basis on the present and future current assets of the Company, with a margin of 15%, by	CRISIL AA-	Standard

Sr. No.	Lender's name	Amount Sanctioned	Amount outstanding as on December 31, 2023	Repayment Schedule and pre-payment penalty, if any	Security	Credit Rating (if applicable)	Asset Classification
					way of hypothecation.		
11	Indian Overseas Bank	30,000.00	28876.74	On Demand	First charge on a pari-passu basis on the present and future gold loan receivables and current assets of the Company along with secured debenture holders and other working capital lenders, with a margin of 20%, by way of hypothecation.	CRISIL AA-	Standard
12	Indus Ind Bank	55,000.00	54,500.00	On Demand	First charge on pari-passu basis on current assets, book debts, loans and advances and receivables including gold loan receivables with a margin of 15% gold loan receivables (security cover 1.18*)	CRISIL AA-	Standard
13	Karnataka Bank	10,000.00	9,716.13	On Demand	First charge on a pari-passu basis current assets and gold loan receivables and other current assets of the Company, with a margin of 15% on current assets, by way of hypothecation.	CRISIL AA-	Standard
14	Karur Vysya Bank	12,500.00	12000	On Demand	First Pari-passu charge on Current assets, book debts, loans and advances and receivables including gold loan receivables with a margin of 15% (i.e. 1.18times)	CRISIL AA-	Standard
15	DBS Bank	20,000.00	0.00	On Demand	First Pari-passu Hypothecation charge on receivables and entire chargeable current assets of the company (both present and future) with other member banks by way of hypothecation with minimum security coverage of 1.25	CRISIL AA-	Standard

Sr. No.	Lender's name	Amount Sanctioned	Amount outstanding as on December 31, 2023	Repayment Schedule and pre-payment penalty, if any	Security	Credit Rating (if applicable)	Asset Classification
					times of the loan amount		
16	Punjab National Bank	1,40,000.00	128531.56	On Demand	First charge on a pari-passu basis on the entire current assets, book debt receivables both present and future including gold loan receivables of the Company, with a margin of 20%, by way of hypothecation.	CRISIL AA-	Standard
17	South Indian Bank	22,500.00	22058.40	On Demand	Pari passu charge on gold loan receivables along with other working capital lenders and debenture holders, with a margin of 15% on gold loan receivables, by way of hypothecation.	CRISIL AA-	Standard
18	State Bank of India	1,40,000.00	1,37,731.75	On Demand	Primary Security: First charge on a pari-passu basis on the present and future current assets including receivables along with other lenders, with a margin of 20%, by way of hypothecation of receivables Collateral and first charge over four properties owned by the Promoters situated in (a) Vizinjam village, Thiruvananthapuram; (b) Kovalam Thiruvananthapuram; (c) Vattiyoorkavu village, Thiruvananthapuram; and (d) Sasthamangalam village	CRISIL AA-	Standard
19	Union Bank of India	1,75,000.00	1,75,000.00	On Demand	First charge on a pari-passu basis on the present and future gold loan receivables and entire current	CRISIL AA-	Standard

Sr. No.	Lender's name	Amount Sanctioned	Amount outstanding as on December 31, 2023	Repayment Schedule and pre-payment penalty, if any	Security	Credit Rating (if applicable)	Asset Classification
					assets of the Company, with a margin of 15%, by way of hypothecation		
20	Tamilnad Mercantile Bank	5,000.00	5000.00	On demand	Drawing shall be allowed only against gold loan receivables, with minimum security coverage of 1.18 times of the loan amount	CRISIL AA-	Standard
21	Dhanlaxmi Bank	3,000.00	0.00	On Demand	First pari-passu charge by way of hypothecation of all chargeable current assets, loans and receivables including gold loan receivables of the company present and future with other member banks and debenture holders with 20% margin.	CRISIL AA-	Standard
22	DCB Bank	10000	9,998.86	On Demand	First pari-passu charge on receivables/book debts (pertaining to Gold Loan book) other than those specifically charged to other lenders covering 110% of exposure at all times.	CRISIL AA-	Standard
23	HDFC Bank	35,000.00	35,000.00	On Demand	First charge on a pari-passu basis on the present and future gold loan receivables and entire current assets of the Company, with a margin of 15%, by way of hypothecation	CRISIL AA-	Standard
24	Bandhan Bank	1,000.00	0.00	On Demand	Pari-passu charge over the receivables of the company with minimum asset cover maintained at 1.10 times	CRISIL AA-	Standard
25	Bank of Baroda	45000.00	44277.85	On Demand	Pari passu charge on book debts, loan receivables/ current assets of the company (both present and	CRISIL AA-	Standard

Sr. No.	Lender's name	Amount Sanctioned	Amount outstanding as on December 31, 2023	Repayment Schedule and pre-payment penalty, if any	Security	Credit Rating (if applicable)	Asset Classification
					future) to the extent of 1.18 times of loan amount with other bank/ financial institution; pari-passu charge with lenders on secured public / privately places NCDs (present and prospective		
	<b>TOTAL</b>	<b>8,50,250.00</b>	<b>7,83,234.64</b>				

(b) Private Placement of non-convertible debentures, as on December 31, 2023

The Company has issued , secured, rated, listed redeemable non-convertible debentures on private placement basis of ₹ 10000 lakhs was outstanding as on December 31, 2023, the details of which are set forth below:

Sr. No.	Series of NCD/Description	Date of Allotment	ISIN	Tenor/Period of Maturity	Coupon (per annum)	Credit Rating	Amount outstanding as on December 31, 2023 (₹ in lakhs)	Redemption/ Maturity Date	Security
1.	Secured, Redeemable, Rated, Listed Non-Convertible Debentures	August 09, 2023	INE549K07C G7	36 Months	9.10%	CRISIL AA-/Stable	10,000	August 09, 2026	First ranking pari passu floating charge by way of hypothecation on the present and future standard loan receivables and current assets along with other lenders and NCD investors with a minimum asset coverage ratio of 1.1 X time of the value of the outstanding amounts of the Debentures and it shall be maintained at all times until the redemption of the Debentures..
2.	Secured, Redeemable, Rated, Listed Taxable Non-Convertible Debentures	December 21, 2023	INE549K07D B6	60 Months	9.75%	CRISIL AA-/Stable	20,000	December 21, 2028	First ranking pari passu floating charge by way of hypothecation on the present and future standard loan receivables and current assets along with other



Sr. No.	Series of NCD/Description	Date of Allotment	ISIN	Tenor/Period of Maturity	Coupon (per annum)	Credit Rating	Amount outstanding as on December 31, 2023 (₹ in lakhs)	Redemption/ Maturity Date	Security
									lenders and NCD investors with a minimum asset coverage ratio of 1.25 X time of the value of the outstanding amounts of the Debentures and it shall be maintained at all times until the redemption of the Debentures..

(b) Secured Non-Convertible Debentures – Public Issue as on December 31, 2023

- The Company has issued 48,00,000 secured, redeemable bonds in the nature of non-convertible debentures and allotted debentures of ₹ 32,161.24 lakhs by way of public issue pursuant to the prospectus dated January 6, 2020, the details of which are set out below\*:

Sr. No.	Series of NCDs/Description	Date of Allotment	ISIN	Tenor/Period of Maturity	Coupon (per annum)	Credit Rating	No. of NCD holders as on December 31, 2023	Amount outstanding as on December 31, 2023 (₹ in lakhs)	Redemption / Maturity Date	Security	
1	Secured, Redeemable, Listed, Rated Non-Convertible Debentures	February 7, 2020	INE549K07519	400 Days	9.00%	“AA-/Stable” by CRISIL Ratings Limited and “BWR AA-” Outlook : Stable)’ by Brickwork Ratings India Private Limited	Nil	Nil	March 13, 2021	Subservient charge with existing secured creditors, on certain loan receivables (both present and future) of the Company in favour of Debenture Trustee	
2			INE549K07527	24 Months	9.25%		Nil	Nil	February 7, 2022		
3			INE549K07535	38 Months	9.40%		Nil	6	Nil		April 9, 2023
4			INE549K07543	60 Months	9.50%		690	2,631.89	February 7, 2025		
5			INE549K07550	24 Months	9.65%		Nil	Nil	February 7, 2022		
6			INE549K07568	38 Months	9.90%		Nil	Nil	April 8, 2023		
7			INE549K07576	60 Months	10.00%		343	891.00	February 7, 2025		
8			INE549K07584	400 Days	-		Nil	Nil	March 13, 2021		
9			INE549K07592	24 Months	-		Nil	Nil	February 7, 2022		
10			INE549K07600	38 Months	-		Nil	Nil	April 8, 2023		
11			INE549K07618	60 Months	-		1909	5,560.19	February 7, 2025		

2. The Company has issued 16,00,000 secured, redeemable bonds in the nature of non-convertible debentures and allotted debentures of ₹16,000 lakhs by way of public issue pursuant to the prospectus dated June 25, 2020, the details of which are set out below\*:

Sr. No.	Description	Date of Allotment	ISIN	Tenor/ Period of Maturity	Coupon (per annum)	Credit Rating	No. of NCD holders as on June 30, 2023	Amount outstanding as on December 31, 2023 (₹ in lakhs)	Redemption/ Maturity Date	Security
1	Secured, Redeemable, Listed, Rated Non-Convertible Debentures	July 17, 2020	INE549K07667	24 Months	9.00%	“AA-/Stable” by CRISIL Rating Limited	NIL	NIL	July 17, 2022**	i) subservient charge with existing secured creditors, on certain loan receivables (both present and future) of the Company in favour of Debenture Trustee and (ii) mortgage and charge over the immovable property admeasuring 54 cents situated at Survey No 764/6A, Arulvaimozhy Village, Thovala Thaluk, Kanyakumari District, Tamil Nadu, to be held on pari passu basis among the present and / or future NCD holders, as may be applicable
2			INE549K07675	38 Months	9.15%		NIL	NIL	September 16, 2023	
3			INE549K07683	60 Months	9.25%		470	1,396.23	July 17, 2025	
4			INE549K07691	24 Months	9.40%		NIL	NIL	July 17, 2022**	
5			INE549K07709	38 Months	9.65%		NIL	NIL	September 16, 2023	
6			INE549K07717	60 Months	9.75%		232	581.39	July 17, 2025	
7			INE549K07725	24 Months	-		NIL	NIL	July 17, 2022**	
8			INE549K07733	38 Months	-		NIL	NIL	September 16, 2023	
9			INE549K07741	60 Months	-		962	2,806.61	July 17, 2025	

3. The Company has issued 40,00,000 secured, redeemable bonds in the nature of non-convertible debentures and allotted debentures of ₹39,713.43 lakhs by way of public issue pursuant to the prospectus dated September 24, 2020, the details of which are set out below:

Sr. No.	Description	Date of Allotment	ISIN	Tenor/ Period of Maturity	Coupon (per annum)	Credit Rating	No. of NCD holders as on December 31, 2023	Amount outstanding as on December 31, 2023 (₹ in lakhs)	Redemption / Maturity Date	Security
1	Secured, Redeemable	October 29, 2020	INE549K07808	27 Months	8.85%	“AA-/Stable”	NIL	NIL	January 28, 2023	Subservient charge with

Sr. No.	Description	Date of Allotment	ISIN	Tenor/Period of Maturity	Coupon (per annum)	Credit Rating	No. of NCD holders as on December 31, 2023	Amount outstanding as on December 31, 2023 (₹ in lakhs)	Redemption / Maturity Date	Security
2	Listed, Rated Non-Convertible Debentures		INE549K07816	38 Months	9%	“by CRISIL Rating Limited	NIL	NIL	December 28, 2023	existing secured creditors, on certain loan receivables (both present and future) of the Company in favour of Debenture Trustee, to be held on pari passu basis among the present and / or future NCD holders, as may be applicable
3			INE549K07824	60 Months	9.15%		1,186	4,785.35	October 29, 2025	
4			INE549K07832	27 Months	9.25%		NIL	NIL	January 28, 2023	
5			INE549K07840	38 Months	9.45%		NIL	NIL	December 28, 2023	
6			INE549K07857	60 Months	9.60%		893	1,900.62	October 29, 2025	
7			INE549K07865	27 Months	-		NIL	NIL	January 28, 2023	
8			INE549K07873	38 Months	-		NIL	NIL	December 28, 2023	
9			INE549K07881	60 Months	-		1,747	4,943.22	October 29, 2025	

4. The Company has issued 40,00,000 Secured & Unsecured, redeemable bonds in the nature of non-convertible debentures and allotted secured debentures of ₹26,698.38 lakhs by way of public issue pursuant to the prospectus dated December 28, 2020, the details of which are set out below:

Sr. No.	Description	Date of Allotment	ISIN	Tenor/Period of Maturity	Coupon (per annum)	Credit Rating	No. of NCD holders as on December 31, 2023	Amount outstanding as on December 31, 2023 (₹ in lakhs)	Redemption / Maturity Date	Security
1	Secured, Redeemable, Listed, Rated Non-Convertible Debentures	January 29, 2021	INE549K07923	27 Months	8.25%	“AA- / Stable” by CRISIL Rating Limited	Nil	Nil	April 29, 2023	Subservient charge with existing secured creditors, on certain loan receivables (both present and future) of the Company in favour of Debenture Trustee, to be held on pari passu basis
2			INE549K07931	38 Months	8.50%		1,099	3,740.77	March 29, 2024	
3			INE549K07949	60 Months	8.75%		830	2,912.40	January 29, 2026	
4			INE549K07956	27 Months	-		Nil	Nil	April 29, 2023	
5			INE549K07964	38 Months	-		1,376	3,594.91	March 29, 2024	
6			INE549K07972	60 Months	-		808	2,284.37	January 29, 2026	

										among the present and / or future NCD holders, as may be applicable
--	--	--	--	--	--	--	--	--	--	---

5. The Company has issued 30,00,000 Secured & Unsecured, redeemable bonds in the nature of non-convertible debentures and allotted secured debentures of ₹ 16,965.09 lakhs by way of public issue pursuant to the prospectus dated February 15, 2021, the details of which are set out below:

Sr. No.	Description	Date of Allotment	ISIN	Tenor/Period of Maturity	Coupon (per annum)	Credit Rating	No. of NCD holders as on December 31, 2023	Amount outstanding as on December 31, 2023 (₹ in lakhs)	Redemption / Maturity Date	Security
1	Secured, Redeemable, Listed, Rated Non-Convertible Debentures	March 15, 2021	INE549K0798	27 Months	8.25 %	“AA- / Stable “by CRISIL Ratings Limited	Nil	Nil	June 13, 2023	subservient charge with existing secured creditors, on certain loan receivables (both present and future) of the Company in favour of Debenture Trustee, to be held on pari passu basis among the present and / or future NCD holders, as may be applicable
2			INE549K07A A4	38 Months	8.50 %		838	2,560.76	May 13, 2024	
3			INE549K07A B2	60 Months	8.75 %		712	2,242.58	March 13, 2026	
4			INE549K07A C0	27 Months	-		Nil	Nil	June 13, 2023	
5			INE549K07A D8	38 Months	-		867	2,523.37	May 13, 2024	
6			INE549K07A E6	60 Months	-		510	1,174.41	March 13, 2026	

6. The Company has issued 40,00,000 Secured & Unsecured, redeemable bonds in the nature of non-convertible debentures and allotted secured debentures of ₹ 17,586.43 lakhs by way of public issue pursuant to the prospectus dated March 31, 2021, the details of which are set out below\*:

Sr. No.	Description	Date of Allotment	ISIN	Tenor/Period of Maturity	Coupon (per annum)	Credit Rating	No. of NCD holders as on December 31, 2023	Amount outstanding as on December 31, 2023 (₹ in lakhs)	Redemption / Maturity Date	Security
1	Secured Redeemable, Listed, Rated Non-Convertible Debentures	May 7, 2021	INE549K07AH9	27 Months	8.25 %	“AA- / Stable “by CRISIL Ratings Limited	NIL	NIL	August 5, 2023	Subservient charge with existing secured creditors, on certain loan receivables (both present and future) of the Company in favour of Debenture Trustee, to be held on pari passu basis among the present and / or future NCD holders, as may be applicable
2			INE549K07AI7	38 Months	8.50 %		819	2,483.42	July 6, 2024	
3			INE549K07AJ5	60 Months	8.75 %		681	2,121.65	May 7, 2026	
4			INE549K07AM9	27 Months	-		NIL	NIL	August 5, 2023	
5			INE549K07AN7	38 Months	-		714	1,847.53	July 6, 2024	
6			INE549K07AO5	60 Months	-		530	1,305.80	May 7, 2026	

7. The Company has issued 40,00,000 Secured & Unsecured, redeemable bonds in the nature of non-convertible debentures and allotted secured debentures of ₹ 24,956.79 lakhs by way of public issue pursuant to the prospectus dated September 27, 2021, the details of which are set out below\*:

Sr. No.	Description	Date of Allotment	ISIN	Tenor/Period of Maturity	Coupon (per annum)	Credit Rating	No. of NCD holders as on December 31, 2023	Amount outstanding as on December 31, 2023 (₹ in lakhs)	Redemption / Maturity Date	Security
1	Secured Redeemable, Listed, Rated Non-Convertible Debentures	October 29, 2021	INE549K07AS6	27 Months	8.25 %	“AA- / Stable “by CRISIL Ratings Limited	1,770	5,248.03	January 28, 2024	Subservient charge with existing secured creditors, on certain loan receivables (both present and future) of the Company in
2			INE549K07AT4	38 Months	8.50 %		1,194	3,938.62	December 28, 2024	
3			INE549K07AU2	60 Months	8.75 %		881	3,471.19	October 29, 2026	
4			INE549K07AV0	27 Months	-		3,335	7,345.69	January 28, 2024	

Sr. No.	Description	Date of Allotment	ISIN	Tenor/Period of Maturity	Coupon (per annum)	Credit Rating	No. of NCD holders as on December 31, 2023	Amount outstanding as on December 31, 2023 (₹ in lakhs)	Redemption / Maturity Date	Security
5			INE549K07AW8	38 Months	-		1,017	3,035.85	December 28, 2024	favour of Debenture Trustee, to be held on pari passu basis among the present and / or future NCD holders, as may be applicable.
6			INE549K07AX6	60 Months	-		568	1,917.41	October 29, 2026	

8. The Company has issued 40,00,000 Secured, redeemable bonds in the nature of non-convertible debentures and allotted debentures of ₹ 40,000.00 lakhs by way of public issue pursuant to the prospectus dated December 30, 2021, the details of which are set out below:

Sr. No.	Description	Date of Allotment	ISIN	Tenor/Period of Maturity	Coupon (per annum)	Credit Rating	No. of NCD holders as on December 31, 2023	Amount outstanding as on December 31, 2023 (₹ in lakhs)	Redemption / Maturity Date	Security
1	Secured Redeemable, Listed, Rated Non-Convertible Debentures	February 02, 2022	INE549K07AZ1	27 Months	8.00 %	“AA -/ Stable” by CRI SIL Ratings Limited	1979	6634.53	May 02, 2024	Subservient charge with existing secured creditors, on certain loan receivables (both present and future) of the Company in favour of Debenture Trustee, to be held on pari passu basis among the present and / or future NCD holders, as
2			INE549K07BA2	38 Months	8.25 %		1139	3,915.40	April 03, 2025	
3			INE549K07ABB0	60 Months	8.50 %		748	2,803.18	February 02, 2027	
4			INE549K07BC8	72 Months	8.75 %		486	1,957.46	February 02, 2028	
5			INE549K07BD6	96 Months	9.00 %		1167	5,638.69	February 02, 2030	
6			INE549K07BE4	27 Months	8.31 %		3395	9,825.32	May 02, 2024	
7			INE549K07BF1	38 Months	8.57 %		1114	3,039.28	April 03, 2025	
8			INE549K07BG9	60 Months	8.83 %		437	1,270.53	February 02, 2027	

Sr . No.	Description	Date of Allotment	ISIN	Tenor/ Period of Maturity	Coupon (per annum)	Credit Rating	No. of NCD holders as on December 31, 2023	Amount outstanding as on December 31, 2023 (₹ in lakhs)	Redemption / Maturity Date	Security
9			INE549K07 BH7	72 Months	9.11 %		226	825.60	February 02, 2028	may be applicable
10			INE549K07 BI5	96 Months	9.37 %		1175	4,090.01	February 02, 2030	

9. The Company has issued 50,00,000 Secured, redeemable bonds in the nature of non-convertible debentures and allotted debentures of ₹ 39884.19 lakhs by way of public issue pursuant to the prospectus dated August 03, 2022, the details of which are set out below\*:

Sr . No.	Description	Date of Allotment	ISIN	Tenor/ Period of Maturity	Coupon (per annum)	Credit Rating	No. of NCD holders as on December 31, 2023	Amount outstanding as on September 30 2023 (₹ in lakhs)	Redemption / Maturity Date	Security
1	Secured Redeemable, Listed, Rated Non-Convertible Debentures	September 09, 2022	INE549K07BP0	27 Months	8.00 %	“AA -/ Stable” by CRI SIL Ratings Limited	2,278	7,600.15	December 05, 2024	Subservient charge with existing secured creditors, on certain loan receivables (both present and future) of the Company in favour of Debenture Trustee, to be held on pari passu basis among the present and / or future NCD holders, as may be applicable
2			INE549K07BO3	38 Months	8.25 %		1,121	4,309.84	November 05, 2025	
3			INE549K07BN5	48 Months	8.35 %		1,952	8,994.81	September 06, 2026	
4			INE549K07BM7	27 Months	-		3,922	8,501.93	December 05, 2024	
5			INE549K07BL9	38 Months	-		1,183	3,594.95	November 05, 2025	
6			INE549K07BK1	48 Months	-		803	2,874.08	September 06, 2026	
7			INE549K07BJ3	96 Months	-		1,203	4,008.43	September 06, 2030	

10. The Company has issued 40,00,000 Secured, redeemable bonds in the nature of non-convertible debentures and allotted debentures of ₹ 28316.38 lakhs by way of public issue pursuant to the prospectus dated December 29, 2022, the details of which are set out below\*:

Sr. No.	Description	Date of Allotment	ISIN	Tenor/Period of Maturity	Coupon (per annum)	Credit Rating	No. of NCD holders as on December 31, 2023	Amount outstanding as on December 31, 2023 (₹ in lakhs)	Redemption / Maturity Date	Security
1	Secured Redeemable, Listed, Rated Non-Convertible Debentures	February 02, 2023	INE549K07BV8	27 Months	8.10 %	“AA- / Stable” by CRI SIL Ratings Limited	1555	4037.56	May 02, 2025	Subservient charge with existing secured creditors, on certain loan receivables (both present and future) of the Company in favour of Debenture Trustee, to be held on pari passu basis among the present and / or future NCD holders, as may be applicable.
2			INE549K07BT2	38 Months	8.25 %		579	1956.82	April 02, 2026	
3			INE549K07BX4	48 Months	8.40 %		365	1180.84	February 02, 2027	
4			INE549K07BU0	60 Months	8.50 %		913	4031.84	February 02, 2028	
5			INE549K07BS4	48 Months	8.70 %		312	1173.63	February 02, 2027	
6			INE549K07BW6	60 Months	8.80 %		505	1505.84	February 02, 2028	
7			INE549K07BR6	27 Months	-		3624	7483.17	May 02, 2025	
8			INE549K07BQ8	38 Months	-		2105	6946.68	April 02, 2026	

11. The Company has issued 30,00,000 Secured, redeemable bonds in the nature of non-convertible debentures and allotted debentures of ₹ 17209.77 lakhs by way of public issue pursuant to the prospectus dated March 29, 2023, the details of which are set out below\*:

Sr. No.	Description	Date of Allotment	ISIN	Tenor/Period of Maturity	Coupon (per annum)	Credit Rating	No. of NCD holders as on December 31, 2023	Amount outstanding as on December 31, 2023 (₹ in lakhs)	Redemption / Maturity Date	Security
1	Secured Redeemable, Listed, Rated Non-Convertible	May 02, 2023	INE549K07CF9	27 Months	8.40 %	“AA- / Stable” by CRISIL Ratings	1310	2961.83	August 02, 2025	Subservient charge with existing secured creditors, on certain loan receivables (both
2			INE549K07CE2	42 Months	8.65 %		429	1318.16	November 02, 2026	
3			INE549K07CD4	60 Months	8.80 %		340	1100.40	May 02, 2028	
4			INE549K07CC6	84 Months	9.00 %		615	2214.56	May 02, 2030	



Sr. No.	Description	Date of Allotment	ISIN	Tenor/Period of Maturity	Coupon (per annum)	Credit Rating	No. of NCD holders as on December 31, 2023	Amount outstanding as on December 31, 2023 (₹ in lakhs)	Redemption / Maturity Date	Security
5	Debentures		INE549K07CB8	60 Months	9.15 %	Limited	543	1370.11	May 02, 2028	present and future) of the Company in favour of Debenture Trustee, to be held on pari passu basis among the present and / or future NCD holders, as may be applicable.
6			INE549K07CA0	27 Months	-		2426	4627.19	August 02, 2025	
7			INE549K07BZ9	42 Months	-		729	2142.56	November 02, 2026	
8			INE549K07BY2	84 Months	-		537	1474.96	May 02, 2030	

12. The Company has issued 40,00,000 Secured, redeemable bonds in the nature of non-convertible debentures and allotted debentures of ₹ 22839.84 lakhs by way of public issue pursuant to the prospectus dated August 23, 2023, the details of which are set out below\*:

Sr. No.	Description	Date of Allotment	ISIN	Tenor/Period of Maturity	Coupon (per annum)	Credit Rating	No. of NCD holders as on December 31, 2023	Amount outstanding as on December 31, 2023 (₹ in lakhs)	Redemption / Maturity Date	Security
1	Secured Redeemable, Listed, Rated Non-Convertible Debentures	September 20, 2023	INE549K07CI3	24 Months	8.40 %	“AA -/ Stable” by CRI SIL Ratings Limited	1176	2772.32	September 20, 2025	Subservient charge with existing secured creditors, on certain loan receivables (both present and future) of the Company in favour of Debenture Trustee, to be held on pari passu
2			INE549K07CQ6	36 Months	8.65 %		822	2817.16	September 20, 2026	
3			INE549K07CP8	60 Months	8.80 %		920	3553.57	September 20, 2028	
4			INE549K07CO1	24 Months	9.00 %		844	1395.4	September 20, 2025	
5			INE549K07CN3	36 Months	9.15 %		608	1326.73	September 20, 2026	
6			INE549K07CL7	60 Months	-		525	1335.45	September 20, 2028	

7			INE549K07CK9	24 Months	-		2402	4953.42	September 20, 2025	basis among the present and / or future NCD holders, as may be applicable.
8			INE549K07CJ1	36 Months	-		942	2388.26	September 20, 2026	
9			INE549K07CM5	60 Months	-		404	937.37	September 20, 2028	
10			INE549K07CH5	96 Months	-		446	1360.16	September 20, 2031	

13. The Company has issued 2250000 Secured, redeemable bonds in the nature of non-convertible debentures and allotted debentures of ₹ 20488.66 lakhs by way of public issue pursuant to the prospectus dated September 28, 2023, the details of which are set out below\*:

Sr. No.	Description	Date of Allotment	ISIN	Tenor/Period of Maturity	Coupon (per annum)	Credit Rating	No. of NCD holders as on December 31, 2023	Amount outstanding as on December 31, 2023 (₹ in lakhs)	Redemption / Maturity Date	Security
1	Secured Redeemable, Listed, Rated Non-Convertible Debentures	November 01, 2023	INE549K07CR4	24 Months	8.40 %	“AA -/ Stable” by CRI SIL Ratings Limited	932	2710.67	November 01, 2025	Subservient charge with existing secured creditors, on certain loan receivables (both present and future) of the Company in favour of Debenture Trustee, to be held on pari passu basis among the present and / or future NCD holders, as may be applicable.
2			INE549K07CS2	36 Months	8.65 %		700	4423.11	November 01, 2026	
3			INE549K07CT0	60 Months	8.80 %		676	2042.83	November 01, 2028	
4			INE549K07CU8	24 Months	9.00 %		676	963.59	November 01, 2025	
5			INE549K07CV6	36 Months	9.15 %		599	1389.05	November 01, 2026	
6			INE549K07CW4	60 Months	-		491	1004.59	November 01, 2028	
7			INE549K07CX2	24 Months	-		1390	2535.81	November 01, 2025	
8			INE549K07CY0	36 Months	-		623	1386.13	November 01, 2026	
9			INE549K07CZ7	60 Months	-		311	3271.61	November 01, 2028	
10			INE549K07DA8	96 Months	-		276	761.27	November 01, 2031	

(c) **Details of Unsecured Borrowings:**

Our Company's unsecured borrowings of ₹ 2,24,943.97 lakhs as on December 31 2023, including Commercial Papers. The details of the individual borrowings are set out below:

1. Subordinated Debts:

Sr. No.	Series of NCD	Tenor/ Period of Maturity	Coupon Rate	Amount raised (₹ in lakhs)	Deemed Date of Allotment	Redemption Date/ Schedule	Redemption Amount Outstanding as on December 31, 2023 (₹ in lakhs)	Credit Rating
1	Series 14	84 months	10.94% per annum compounded annually payable under the maturity scheme for 84 months, 10.25% per annum compounded annually payable under the maturity scheme for 63 months and 9.75% under monthly scheme for 63 months.	15,216.00	September 30, 2016 to February 14, 2017	84 months from date of allotment	2,247.94	NIL
2.	Series 15	96 months	9.06% per annum compounded annually payable under the maturity scheme for 96 months and 9% under monthly scheme for 63 months.	7,185.02	February 18, 2017 to June 13, 2017	96 months from date of allotment	2,104.6	NIL
3.	Series 16	96 months	9.06% per annum compounded annually payable under the maturity scheme for 96 months and 9% under monthly scheme for 63 months.	19,893.00	September 9, 2017 to February 2, 2018	96 months from date of allotment	5,498.31	NIL
4.	Series 17	96 months	9.06% per annum compounded annually payable under	27,183.42	February 3, 2018 to August 6, 2018	96 months from date of allotment	7,435.89	NIL

Sr. No.	Series of NCD	Tenor/ Period of Maturity	Coupon Rate	Amount raised (₹ in lakhs)	Deemed Date of Allotment	Redemption Date/ Schedule	Redemption Amount Outstanding as on December 31, 2023 (₹ in lakhs)	Credit Rating
			the maturity scheme for 96 months and 9% under monthly scheme for 63 months.					
5.	Series 18	96 months	9.06% per annum compounded annually payable under the maturity scheme for 96 months and 9% under monthly scheme for 63 months.	19,563.48	September 7, 2018 to December 10, 2018	96 months from date of allotment	16,066.36	NIL
6.	Series 19	96 months	9.06% per annum compounded annually payable under the maturity scheme for 96 months and 9% under monthly scheme for 63 months.	5,875.83	December 21, 2018	96 months from date of allotment	5,875.83	NIL
7.	Series 20	96 months	9.06% per annum compounded annually payable under the maturity scheme for 96 months and 9% under monthly scheme for 63 months.	12,040	March 28, 2019 to July 06, 2019	96 months from date of allotment	12,022.19	NIL
8.	Series 21	96 months	9.06% per annum compounded annually payable under the maturity scheme for 96 months and 9% under monthly scheme for 63 months	10,822.88	July 12, 2019 to September 19, 2019	96 months from date of allotment	10,822.88	NIL
9.	Series 22	96 months	9.06% per annum compounded	3,347.53	October 28, 2019 to	96 months from date of allotment	3,347.53	NIL

Sr. No.	Series of NCD	Tenor/ Period of Maturity	Coupon Rate	Amount raised (₹ in lakhs)	Deemed Date of Allotment	Redemption Date/ Schedule	Redemption Amount Outstanding as on December 31, 2023 (₹ in lakhs)	Credit Rating
			annually payable under the maturity scheme for 96 months, 9.50% per annum compounded annually payable under the maturity scheme for 63 months, 9.50% per annum under annual scheme for 63 months and 9% under monthly scheme for 63 months		January 4, 2020			
10.	Series 23	101 Months	8.60% per annum compounded annually payable under the maturity scheme (Doubling scheme) for 101 months, 9% per annum compounded annually payable under the maturity scheme for 63 months, 9% per annum under annual scheme for 63 months and 8.50% under monthly scheme for 63 months	4,775.27	May 20, 2020 to June 24, 2020	101 months from date of allotment	4,775.27	NIL
11.	Series 24	101 months	8.60% per annum compounded annually payable under the maturity scheme (Doubling scheme) for 101 months, 9% per	3,250.27	August 3, 2020 to September 4, 2020	101 months from date of allotment	3,250.27	NIL

Sr. No.	Series of NCD	Tenor/ Period of Maturity	Coupon Rate	Amount raised (₹ in lakhs)	Deemed Date of Allotment	Redemption Date/ Schedule	Redemption Amount Outstanding as on December 31, 2023 (₹ in lakhs)	Credit Rating
			annum compounded annually payable under the maturity scheme for 63 months, 9% per annum under annual scheme for 63 months and 8.50% under monthly scheme for 63 months					
	<b>Total</b>			<b>129152.70</b>			<b>73,447.07</b>	

## 2. Public Issue of non-convertible debentures as on December 31, 2023

- A. The Company has issued 40,00,000 Secured & Unsecured, redeemable bonds in the nature of non-convertible debentures and allotted Unsecured debentures of ₹8,566.71 lakhs by way of public issue pursuant to the prospectus dated December 28, 2020, the details of which are set out below:

(₹ in lakhs)

Sr. No.	Series of NCD	Date of Allotment	Tenor/ Period of Maturity	Coupon (per annum)	Credit Rating	Amount outstanding as on December 31, 2023 (₹ in lakhs)	Redemption / Maturity Date
1	Unsecured, Redeemable, Listed, Rated Non-Convertible Debentures	January 29, 2021	72 Months	9.00%	“AA-/ Stable “by CRISIL Ratings Limited	3,201.66	January 29, 2027
2			72 Months	9.40%		1,178.43	January 29, 2027
3			72 Months	-		4,186.62	January 29, 2027

- B. The Company has issued 30,00,000 Secured & Unsecured, redeemable bonds in the nature of non-convertible debentures and allotted Unsecured debentures of ₹ 5,915.88 lakhs by way of public issue pursuant to the prospectus dated February 15, 2021, the details of which are set out below:

Sr. No.	Description	Date of Allotment	Tenor/ Period of Maturity	Coupon (per annum)	Credit Rating	Amount outstanding as on December 31, 2023 (₹ in lakhs)	Redemption / Maturity Date
1	Unsecured, Redeemable, Listed, Rated Non-Convertible Debentures	March 15, 2021	72 Months	9.00%	“AA-/ Stable “by CRISIL Ratings Limited	2,688.97	March 15, 2027
2			72 Months	9.40%		765.19	March 15, 2027
3			72 Months	-		2,461.72	March 15, 2027

C. The Company has issued 40,00,000 Secured & Unsecured, redeemable bonds in the nature of non-convertible debentures and allotted Unsecured debentures of ₹ 8,926.11 lakhs by way of public issue pursuant to the prospectus dated March 31, 2021, the details of which are set out below:

Sr. No.	Description	Date of Allotment	Tenor/ Period of Maturity	Coupon (per annum)	Credit Rating	Amount outstanding as on December 31, 2023 (₹ in lakhs)	Redemption / Maturity Date
1	Unsecured, Redeemable, Listed, Rated Non-Convertible Debentures	May 7, 2021	72 Months	9.00%	“AA-/ Stable by CRISIL Ratings Limited	2,017.96	May 7, 2027
2			72 Months	9.40%		3,023.11	August 7, 2028
3			72 Months	-		3,885.04	August 7, 2028

D. The Company has issued 40,00,000 Secured & Unsecured, redeemable bonds in the nature of non-convertible debentures and allotted Unsecured debentures of ₹ 15,043.21 lakhs by way of public issue pursuant to the prospectus dated September 27, 2021, the details of which are set out below:

(₹ in lakhs)

Sr. No.	Description	Date of Allotment	Tenor/ Period of Maturity	Coupon (per annum)	Credit Rating	Amount outstanding as on December 31, 2023 (₹ in lakhs)	Redemption / Maturity Date
1	Unsecured, Redeemable, Listed, Rated Non-Convertible Debentures	October 29, 2021	72 Months	9.50%	“AA-/ Stable by CRISIL Ratings Limited	3,227.47	October 29, 2027
2			87 Months	9.75%		5,748.32	January 29, 2029
3			87 Months	-		6,067.42	January 29, 2029

### 3. Perpetual Debt Instrument as on December 31, 2023:

The Company has issued unsecured, rated, non-convertible, listed perpetual debt instruments on a private placement basis of which ₹ 69,900 lakhs is currently outstanding as on December 31, 2023. The details of which are set out below:

(₹ in lakhs)

Sr. No.	Description	Date of Allotment	Tenor/ Period of Maturity	Coupon (per annum)	Amount outstanding as on December 31, 2023	Redemption/ Maturity	Credit Rating
						Date	
1	Unsecured, rated, non-convertible, listed perpetual debt instruments	November 30, 2008	Perpetual	12%	5,000.00	Perpetual	BRICKWORKS BWR A+ Stable and CRISIL A/ Stable
2		September 30, 2010	Perpetual		1,400.00	Perpetual	BRICKWORKS BWR A+ Stable and CRISIL A/ Stable
3		December 21, 2009	Perpetual		5,400.00	Perpetual	BRICKWORKS BWR A+ Stable and CRISIL A/ Stable
4		August 10, 2009	Perpetual		2,600.00	Perpetual	BRICKWORKS BWR A+ Stable and CRISIL A/ Stable
5		October 17, 2017	Perpetual		4,800.00	Perpetual	BRICKWORKS BWR A+ Stable

6		November 2, 2017	Perpetual		2,400.00	Perpetual	BRICKWORKS BWR A+ Stable
7		February 26, 2018	Perpetual		4,800.00	Perpetual	BRICKWORKS BWR A+ Stable
8		June 28, 2021	Perpetual		5,000.00	Perpetual	CRISIL A/ Stable
9	Unsecured, rated, non-convertible, unlisted perpetual debt instruments	August 18, 2021	Perpetual		6,000.00	Perpetual	BRICKWORKS BWR A+ Stable and CRISIL A/ Stable
10		December 20, 2021	Perpetual		2,500.00	Perpetual	BRICKWORKS BWR A+ Stable and CRISIL A/ Stable
11		July 12, 2022	Perpetual		2,500.00	Perpetual	BRICKWORKS BWR A+ Stable and CRISIL A/
12		September 23, 2022	Perpetual		2,500.00	Perpetual	CRISIL A/ Stable
13		March 03, 2023	Perpetual		5,000.00	Perpetual	CRISIL A/ Stable
14		September 26, 2023	Perpetual		5,000.00	Perpetual	CRISIL A/ Stable
15		December 05, 2023	Perpetual		10,000.00	Perpetual	CRISIL A/ Stable
16		December 22, 2023	Perpetual		5,000.00	Perpetual	CRISIL A/ Stable

#### 4. Subordinated Debt Instrument as on December 31, 2023:

The Company has issued unsecured, rated, non-convertible, Subordinated Debt Instruments on a private placement basis of which ₹ 45,000.00 lakhs is currently outstanding as on December 31, 2023. The details of which are set out below:

(₹ in lakhs)

Sr. No.	Description	Date of Allotment	Tenor/ Period of Maturity	Coupon (per annum)	Amount outstanding as on December 31, 2023	Redemption/ Maturity Date	Credit Rating
1	Unsecured, rated, non-convertible, unlisted subordinated debt instruments	March 4, 2022	5 year 9 months 27 days		5,000.00	December 31, 2027	BRICKWORKS BWR "AA-/ Stable.
2		March 17, 2022,	5 year 9 months 13 days	10.26%	5,000.00	December 30, 2027	CRISIL "AA-/ Stable.
3		July 13, 2022	6 years		5,000.00	July 13, 2028	CRISIL "AA- Stable.
4		September 20, 2022	6 years	10.04%	5,000.00	September 20, 2028	CRISIL "AA-/ Stable.
5		December 5, 2022	5 year 5 months	9.90%	5,000.00	May,05,2028	CRISIL "AA-/ Stable.
6		December 15, 2022	5 year 5 months	10.05%	5,000.00	June 15, 2028	CRISIL "AA-/ Stable.



Sr. No.	Description	Date of Allotment	Tenor/ Period of Maturity	Coupon (per annum)	Amount outstanding as on December 31, 2023	Redemption/ Maturity Date	Credit Rating
7		February 14, 2023	5 year 5 months	10.05%	5,000.00	August 14, 2028	CRISIL "AA-/ Stable.
8	Unsecured, rated, non-convertible, listed subordinate debt	August 4, 2023	69 months 28 days	10.05%	5,000.00	May 31, 2023	CRISIL "AA-/ Stable.
9		August 18, 2023	5 years 9 months	10.05%	5,000.00	May 18, 2023	CRISIL "AA-/ Stable.

#### 5. Details of Commercial Paper:

(₹ in lakhs)

Series of NCS	ISIN	Tenor / Period of Maturity	Coupon	Amount Outstanding	Date of Allotment	Redemption date / Schedule	Credit Rating	Secured / Unsecured	Security	Other Details viz. details of issuing and paying agent, details of credit rating agencies
1.	INE549K14BN1	99 days	8.50	2000.00	November 2, 2023	February 9, 2024	CRISIL A1+	Unsecured	NIL	IPA – Indusind Bank Credit Rating Agencies – CRISIL

## SECTION VI : LEGAL AND OTHER INFORMATION

### OUTSTANDING LITIGATIONS AND DEFAULTS

*The Company is subjected to various legal proceedings from time to time, mostly arising in the ordinary course of its business. The legal proceedings are initiated by us and also by customers, past employees and other parties. These legal proceedings are primarily in the nature of (a) consumer complaints, (b) criminal complaints, and (c) civil suits. We believe that the number of proceedings in which we are involved is not unusual for a company of our size in the context of doing business in India.*

*As on the date of this Tranche IV Prospectus, except as disclosed below, there are no failures or defaults to meet statutory dues, institutional dues and dues towards instrument holders including holders of debentures, fixed deposits, and arrears on cumulative preference shares, etc., by the Company.*

*For the purpose of disclosures in this Tranche IV Prospectus, our Company has considered the following litigation as 'material' litigation:*

- *all pending proceedings whether civil, arbitral, tax related litigations, or otherwise, of value exceeding more than 1% of our profit after tax as on March 31, 2023, i.e. more than ₹ 459.81 lakhs;*
- *any other outstanding legal proceeding which is likely to have a material adverse effect on the financial position, profitability and cash flows of our Company (Excluding Muthoot Microfin Limited,, which has its own materiality threshold as provided below) which may affect the issue or the investor's decision to invest/continue to invest in the debt securities.*

*Save as disclosed below, there are no:*

1. *litigation or legal action pending or taken by any Ministry or Department of the Government or a statutory authority against the Promoter of the Company during the last three years immediately preceding the year of the issue of this Tranche IV Prospectus and any direction issued by such Ministry or Department or statutory authority upon conclusion of such litigation or legal action;*
2. *litigation involving the Company, Promoter, Directors, subsidiaries, group companies or any other person, whose outcome could have material adverse effect on the financial position of the Company, which may affect the issue or the investor's decision to invest/continue to invest in the debt securities;*
3. *pending proceedings initiated against the Company for economic offences and default; and*
4. *inquiries, inspections or investigations initiated or conducted under the Securities laws or Companies Act or any previous companies' law, or reservations, qualifications or adverse remarks of the auditors of the Company in the last three years immediately preceding the year of issue of this Tranche IV Prospectus against the Company.*

#### **I. Litigations by and against the Company**

##### **A. Litigations against the Company**

###### *Criminal Proceedings*

1. Sholly Rajan ("Complainant") had filed a petition under Section 451 of CrPC before the Judicial First Class Magistrate, Ernakulam, against the area managers of our Mattanchery and Kalamaserry branches for the interim custody of gold seized by the police, which was taken from the Complainant on account of cheating and pledged with our Company by an alleged accused. The matter is currently pending.

###### *Material Civil Proceedings*

1. Our Company has initiated recovery actions under the Securitisation and Reconstruction of Financial Assets and Enforcement of Securities Interest Act, 2002 against Samson & Sons Builders and Developers Private Limited for the loan availed by the latter amounting to ₹ 735 lakh. Against the said actions, Ms. Mary Koshy & others, the persons who are claiming to be the previous owners of one of the secured assets, have filed a Securitization Application against our Company before the Debt Recovery Tribunal, Ernakulam, which was dismissed. Subsequently they

appealed before Debt Recovery Appellate Tribunal (“**DRAT**”), Chennai. The appeal was not entertained by the DRAT for want of pre-deposit of the prescribed portion of the liability. Thereupon Ms. Mary Koshy & others, approached the High Court of Kerala assailing the order of dismissal of DRAT and the High Court allowed the writ petition and directed DRAT to take the appeal on file and dispose the same within 8 months. DRAT has heard and dismissed the appeal. The same has now been challenged before the High Court of Kerala in WP No. 22192 of 2019 and the matter is pending.

2. Our Company had advanced a loan of ₹ 2,500 lakhs to Prabhushanti Real Estate Private Limited (“**Borrower**”) against the securities shared with Tamil Nadu Mercantile Bank (“**TMB**”) on pari passu basis. Since the said borrower has defaulted in payments, our Company along with TMB has initiated recovery proceedings under the Securitisation and Reconstruction of Financial Assets and Enforcement of Securities Interest Act, 2002 by issuing a demand notice. However, before the possession could be taken, AU Small Finance Bank Ltd initiated insolvency proceedings against the Borrower which stood as guarantor and mortgaged some of its properties to a facility granted by the said bank to one educational trust in the same group. A Resolution Professional is appointed in the matter and the insolvency resolution proceedings are on. The Company and TMB have joined the IBC proceedings along with other lenders. As the Corporate Insolvency Resolution Process (“**CIRP**”) period ended and the Institutional Financial Creditors voted for liquidation of the Borrower i.e., Prabhushanti Real Estate Private. However, the resolution for liquidation was not adopted as the home buyers who have a majority voting in the Committee of Creditors cast a negative vote. In the meanwhile, the suspended Directors have approached the Delhi bench of the National Company Law Tribunal (“**NCLT Delhi**”) for extension of the CIRP period in view of the announcement of a package by the Central Government for revival of the stalled projects in real estate sector. Also, one of the relatives of the suspended directors submitted a draft resolution Plan after expiry of the last date fixed for submission of the Resolution Plans and who incidentally did not satisfy all the criteria stipulated by the Committee of Creditors (“**COC**”) for the Resolution applicant. The COC did not accept the Resolution Plan, The Resolution applicant has also approached NCLT Delhi for directions to the COC to review their decision. The matter is currently pending for disposal.

NCLT Delhi dismissed the application filed by the Suspended Directors seeking extension of CIRP period. The Resolution Professional filed an application for exclusion of the litigation period from the permissible period of 330 days as per the Insolvency and Bankruptcy Code, 2016, in view of the orders of the Supreme Court in the Essar Steel matter. The application is dismissed by NCLT with an observation the COC may examine extension of the CIRP period. The flat buyers have filed an application in NCLT Delhi seeking to revise their claim amount by including the accrued interest on the amounts paid by them. NCLT Delhi vide order dated April 5, 2023 ordered the substitution of the RP in this matter as the registration of the RP was suspended by IBBI. NCLT Delhi further appointed an interim officer on special duty for conduct of a special COC meeting for nomination of the new RP. The new RP conducted a further COC meeting on May 30, 2023 to examine the Resolution Plan put forth by the flat buyers and to seek extension of CIRP period by another 9 days besides seeking exclusion of the litigation period from the CIRP period. Pursuant to the COC meeting, the RP filed applications before NCLT Delhi seeking the above reliefs. These applications are currently pending before the NCLT Delhi.

3. Our Company had taken physical possession of the property of Dr. P Mahalingam, mortgaged in favour of MFL as security to the loan sanctioned to Santosh Hospital Private Limited, under the Securitisation and Reconstruction of Financial Assets and Enforcement of Securities Interest Act, 2002 for an amount of ₹3,900 lakhs and accrued interest. Santosh Hospitals has approached the Hon’ble High Court, Chennai under writ petition thereby challenging the actions taken by the Company under SARFAESI Act, including the physical possession of the hospital taken through the court commissioner. The said writ petition got dismissed. Thereafter, Santosh Hospitals Pvt Ltd filed securitization application before DRT, Chennai challenging the action of taking possession of the secured asset by MFL which also stands dismissed. Thereafter, Santosh Hospitals Pvt Ltd has filed Insolvency proceedings under Insolvency Bankruptcy Code before NCLT, Chennai and Interim Resolution Professional was appointed in the matter. The Interim Resolution Professional demanded MFL to handover the possession of the assets taken by MFL under SARFAESI and the same is objected by MFL contending that the said assets do not belong to the corporate debtor. NCLT Chennai has since ordered liquidation of the said corporate debtor and is yet to dispose of the MA 363/2019 filed by the erstwhile interim resolution professional. The Liquidation orders dated December 4, 2019 was challenged in an appeal before NCLAT Delhi. Further, NCLAT Delhi dismissed the two appeals filed by Dr. Mahalingam on February 14, 2022. The said Dr. Mahalingam has challenged the orders dated February 14, 2022 in SLP in Supreme Court. Supreme court ordered status quo in May 2022. After several hearings/adjournments SC passed an Interim Orders on 16.12.2022 allowing Dr Mahalingam to utilize the Hospital Building for running the hospital, without infringing the rights of any of the parties. MFL filed an application for the vacation of the said Interim orders in July 2023. The matter posted on August 23, 2023 was adjourned for four weeks at the request of the petitioner. The matter is currently pending.

*Economic Offences*

Details of pending proceedings initiated against the issuer for economic offences:

NIL

## **B. Litigations by the Company**

### *Criminal Proceedings*

1. Our Company has moved before the Hon'ble High Court to quash the proceedings of the protest complaint filed by Ms. Nusaiba Haneef for production of gold ornaments before the Magistrate Court under section 94 of the Code of Criminal Procedure, 1973. The gold was previously seized by the police, which was subsequently released to our Company. The amount involved in the transaction sums up to ₹ 6.77 lakh.
2. Our Company has moved before the High Court to quash the proceedings of the protest complaint filed by Ms. Subaida for production of gold ornaments before the Magistrate Court under section 94 of the Code of Criminal Procedure, 1973. The gold was previously seized by the police, which was subsequently released to our Company. The amount involved in the transaction sums up to ₹ 4.18 lakh.
3. Our Company has filed a petition before the Judicial First-Class Magistrate Court against Shine Mon, a customer, for cheating. The customer had availed a loan of ₹0.27 lakh against the security of certain ornaments, the ownership of which was claimed by third party and a cheating case was also filed by such third party against the customer.
4. Mr. Jiju V. Stephen, the accused has pledged gold with our Company which was seized by police in a cheating case. The court had acquitted the accused and had ordered to release the said 39.5 gm gold to him against which our Company had moved before the Hon'ble High Court.
5. Our Company had filed an appeal in the Session Court, Mavelikkara against the order of the magistrate Court in dismissing application filed by our Company for returning gold valuing ₹ 27.7 lakh on conclusion of trial.
6. Our Company has filed a writ petition 4332/2021 before the Hon'ble High Court of Kerala at Ernakulam (“**High Court**”), against the notice issued by 1st Respondent being Station house officer seeking seizure of gold ornaments worth ₹ 14.41 lakhs pledged with our Company by the 3rd respondent (Shihabudeen P.V.). The 2nd respondent (Dr. Jussalla) had filed a complaint claiming the ownership of gold ornaments which were handed over to 3rd respondent for invocation of magical remedy. However, it is the case of our Company that the pledges made by 3rd respondent were prior to the date of alleged handing over of ornaments by 2nd respondent to 3rd respondent and even in the case of one pledge after the alleged handing over of the ornaments also does not contain any ornaments matching the description provided by the de facto complainant. The High Court vide order dated June 15, 2023 disposed the writ petition. In accordance with the order, the Company is at liberty to move an application under Section 451 of Cr.P.C. for the release of the gold ornaments. Criminal proceedings under Section 420 of the Indian Penal Code, 1860.
7. Our Company has filed numerous complaints, FIRs and cases of fraud and cheating against customers on account of loan defaults, theft, fraud in relation to pledging of spurious gold/cash embezzlement, and against employees on account of cheating, forgery, cheating, criminal breach of trust, misrepresentation, and wrongful gain under *inter alia* Sections 342, 365, 387 397, 392, 380, 420 of the Indian Penal Code, 1860 (“**IPC**”). As of the date of this Tranche IV Prospectus, there are 280 such matters pending before various courts related to instances of theft and fraud in relation to pledging of spurious gold/cash embezzlement aggregates to ₹ 1,860.48 Lakhs.
8. Company has filed a Complaint bearing reference number MP 24/2024 against one customer Tapti Halder under Section 156(3) of the Code of Criminal Procedure, 1973 read with Section 420 of the Indian Penal Code, 1860 for allegedly cheating the Company of an amount of ₹ 7.70 Lakhs. The case is filed and pending before the Chief Judicial Magistrate, Howrah.

### *Civil Proceedings*

1. Our Company has on October 22, 2020 filed a writ petition bearing no. W.P. (C) No. 22768/ 2020 before the Hon'ble High Court of Kerala against Union of India & others. The Writ Petition has been filed in relation to the directions issued by RBI (RBI/2020-21/20 DOR No. BN.BC/7/21/04.048/2020-21) dated August 06, 2020 (“**Circular**”) which directs scheduled commercial banks and payment banks not to open or maintain current accounts for customers who have availed credit facilities in the form of cash credit (“**CC**”) / overdraft (“**OD**”) from the banking system and that all transactions are required to be routed through the CC/OD account. Our Company has *inter alia* prayed that RBI should

issue clarification on implementation and enforcement of the Circular in light of the representations made by our Company to RBI and SBI and to SBI to seek clarifications on the points urged in representations made to SBI. Further, it has also been prayed that the implementation of Circular, in so far as our Company is concerned, should be kept pending the disposal of the Writ Petition. The Hon'ble High Court of Kerala has disposed of the said Writ Petition on April 9, 2021 wherein SBI was directed to consider the matter and to arrive at a workable solution in 6 months, failing which, SBI was directed to approach RBI. In the meantime, since other banks (where the Company has current accounts for its branches) have issued communications to close such accounts in view of the RBI circular and since SBI was already considering a process for devising an alternate solution to address the issues and such closure of accounts would have been detrimental to the interest of the Company, the Company has filed another Writ Petition before the Hon'ble High Court bearing W. P (C) No. 14854 / 2021 making all the banks party and seeking for the intervention of the court. The Hon'ble court was pleased to order status current account and the next hearing date is December 10, 2021. In the meantime, RBI has issued another circular RBI/2021-22/116 DOR.CRE.REC.63/21.04.048/2021-22 dated October 29, 2021 wherein opening of current accounts have been permitted with one bank which has more than 10% of banking exposure in the Company. Accordingly, the Company has approached SBI and process of opening such current accounts for its branches with SBI is on.

For further information, see “*Risk Factors – Risk Factor #1 – Scheduled commercial banks and payment banks have been directed not to open and maintain current accounts for customers who have availed credit facilities in the form of cash credit (CC)/overdraft (OD) from the banking system. Implementation of the aforesaid direction without providing alternate mechanism for financial institutions transacting with scheduled commercial banks and payment banks to withdraw and deposit cash may adversely affect our business, results of operations and financial Condition.*” on page 19.

#### *Cases filed by the Company under Section 138 of the Negotiable Instruments Act, 1881*

Our Company has filed four complaints against former employees of our Company under Section 200 of the CrPC read with Sections 138 and 142 of the NI Act. These matters are currently pending at different stages of adjudication before various forums. The aggregate amount involved in these matters is ₹ 209.80 Lakh. In one of the matters, Jakles Somaiya, the accused has filed a criminal appeal bearing number 539/2022 against MFL and the same is pending before the Additional District Judge, Rajkot. Another complaint was filed against a customer Rahul Pachouri under Sections 138 and 142 of the NI act bearing complaint number CC NIACT/1805/2024 before the CMM Sahadra District Court Delhi, the amount involved is ₹ 5,08,521.

#### *Other Proceedings*

##### *Tax litigations involving our Company*

1. The Company had filed a Writ Petition before the Honourable High Court of Madras on 30th July, 2019 challenging the Order passed by the Income Tax Settlement Commission, Chennai Bench abating the proceedings before it relating to the Settlement Application filed by the Company dated December 17, 2017 (“**Settlement Application**”); and praying for stay on proceedings initiated by the Joint Commissioner of Income Tax (OSD), Central Circle, Thiruvananthapuram post abatement of proceedings by the Settlement Commission. The tax and interest due on the issues forming part of the Settlement Application totaled to ₹ 7,406 lakh. The Settlement Application related to notices received under Section 148 for Assessment Year 2010-11, Section 147 of the Income Tax Act, as per which the income chargeable to tax for the Assessment Years 2011-12 to 2016-17 of MFL has not been assessed, and Section 153A of the Income Tax Act, as per which MFL was required to prepare true and correct return of which MFL was assessable for the Assessment Years 2011-2012 to 2016-2017 and for Assessment Year 2017-18, assessment of which was deemed to be pending by virtue of explanation (iv) to Section 245A(b) as on date of filing the settlement application. The Honourable High Court of Madras has dismissed the petition filed by the Company on June 29, 2022 on the ground that the cause of action of the matter has arisen fully in Kerala and not within the territorial jurisdiction of the Honourable Madras High Court, thereby ousting its jurisdiction to entertain the petition. Accordingly, Company filed a writ petition before the High Court of Kerala, wherein the High Court passed an order on April 03, 2023 directing the interim board for settlement to reconsider the settlement application and to start afresh. The Interim Board of Settlement has passed an order dated November 15, 2023 opining on the settlement of income under the matter along with the interest to be charged and granting immunity to MFL from prosecution and penalty imposed under the Income Tax Act. The Deputy Commissioner of Income Tax, Central Circle, Thiruvananthapuram has passed Orders giving effect to the Order of the Honorable Interim Board for Settlement for the Assessment Years 2010-11 to 2017-18 with demands aggregating to Rs.13,892.97 lakhs and refunds aggregating to Rs.4,675.93 lakhs. The said Orders were received on March 19, 2024 and the Company is evaluating the year-wise Orders passed.

2. The Assistant Commissioner of Income Tax, Circle 1(1), Trivandrum had raised a demand notice for AY2006-07 on our Company on the alleged grounds that our Company had failed to deduct tax on entire payments made to Muthoot Pappachan Consultancy and Management Services, including reimbursement of expenses made towards the employees of the said firm, for an amount aggregating to ₹298.87 lakh, subsequently modified to ₹ 550.20 lakh by the Joint Commissioner of Income Tax, Trivandrum, which has completely been adjusted against refunds due to the Company. The stance of the Company was that the tax deducted at source is required to be made only on professional fees paid to the said firm and not on reimbursement of expenses. The ITAT Kochi bench remitted back the file to the assessing officer on the appeal made by our Company, post which the Joint Commissioner of Income Tax/Special Range/Trivandrum made disallowances, the entire demand of which was adjusted against refunds due to the Company. The Company has made an appeal before the CIT (Appeals), Trivandrum and the matter is pending disposal.
3. The Joint Commissioner of Income Tax/Special Range/Trivandrum had raised a demand notice for AY2010-11 aggregating to ₹ 1728.50 lakh on our Company on the alleged grounds that the Company failed to deduct tax on entire payments made to Muthoot Pappachan Consultancy and Management Services, including reimbursement of expenses made towards the employees of the said firm. The stance of the Company was that the tax deducted at source is required to be made only on professional fees paid to the said firm and not on reimbursement of expenses. The Company had remitted ₹ 265 lakh in FY16-17 against the demand. Collection of the balance demand has been stayed by the ACIT/Circle 1(1)/Trivandrum vide order dated July 21, 2016, pending disposal of appeal by the CIT (Appeals), Trivandrum. Subsequently, the Company was required to pay an additional 5% of the demand amounting to ₹ 80.75 lakh for continuation of stay of demand, which was remitted by the Company on September 30, 2022 and stay of balance demand was granted vide order of the ACIT/Central Circle/Trivandrum dated October 4, 2022.
4. The Joint Commissioner of Income Tax/Special Range/Trivandrum had raised a demand notice aggregating to ₹2,065.20 lakh for AY2013-14 alleging that our Company had not furnished Form 15G/H from the debenture holders for the interest paid to them as well as disallowing reimbursement of expenses made to Muthoot Pappachan Consultancy and Management Services for non-deduction of tax at source. ₹ 1,188.51 lakh was adjusted against refunds due to our Company and ₹ 135 lakh was remitted by our Company in FY2016-17 against the said demand. Collection of demand has been stayed by the ACIT/Circle 1(1)/ Trivandrum vide order dated July 21, 2016, pending disposal of appeal by the CIT (Appeals), Trivandrum. Subsequently, the Company was required to pay an additional 5% of the demand amounting to ₹ 40.35 lakh for continuation of stay of demand, which was remitted by the Company on September 30, 2022 and stay of balance demand was granted vide order of the ACIT/Central Circle/Trivandrum dated 04/10/2022.
5. The Assistant Commissioner of Income Tax, Trivandrum had raised a demand notice for payment of tax deducted at source (“TDS”) for alleged short-furnishing of details of Form 15G/H collected from customers pertaining to AY2015-16 with a demand aggregating to ₹3,860.60 lakh. A total of ₹ 786.9 lakh for stay of demand was remitted and an appeal before the Commissioner of Income Tax (Appeals)/Trivandrum was filed. The Commissioner of Income Tax (Appeals)-3, Kochi, has vide order dated December 10, 2021, partly allowed the appeal for the AY2015-16 by directing the Assessing Officer to reconsider the demand made. Accordingly, vide order dated February 11, 2022, the original demand was modified and quantified at ₹ 270.37 lakhs by the Deputy Commissioner of Income Tax (TDS), Trivandrum. The Company is has filed a rectification application for giving credit to amounts remitted during the course of the proceedings which has been denied by the Assessing Officer in the last Order issued. The Department had filed an Appeal before the ITAT, Cochin bench against the order passed by the Commissioner of Income Tax (Appeals)-3, Kochi. The ITAT, Cochin bench has passed an order dated August 4, 2022 received by the Company on November 5, 2022, remanding the matter to the files of CIT (Appeals) for giving an opportunity to the Assessing Officer for providing additional details.
6. The Service Tax department had raised demands on certain revenues of our Company for the periods prior to FY12-13. Out of the total demand of ₹ 1,263.21 lakh, the Company had remitted ₹ 384.69 lakhs, the balance of which is pending as disputed. The Commissioner of Central GST & Central Excise vide Order dated October 31, 2017 confirmed a demand of Rs.1,051.71 lakh, appropriated the amount paid of ₹ 384.69 lakhs and imposed a penalty of ₹ 784.56 lakhs. The pending demand relates to the assignment of receivables, wherein the department has stated that the entire receipts are liable to tax. The Company, based on opinions received from its consultants has filed its appeal before the Customs Excise and Service Tax Appellate Tribunal (“CESTAT”), Bangalore, which is pending hearing. Pre-deposit fee of ₹ 50 lakh has been remitted.
7. The Service Tax department had raised demands on our Company on notional consideration arrived on support services provided by the Company to its group concerns aggregating to ₹2,132.10 lakh (including penalty of 846.34 lakh). The demand also consisted of disallowance of Central Value Added Tax (“CENVAT”) credit. The Company

had availed CENVAT credit pertaining to 5 years together in FY 2012-13. Citing that the credit was reported in the returns as Opening balance and not as credit availed during the period, the department has sought to disallow the entire credit, stating that the returns did not show any closing balance of credit as at the end of FY2011-12. Our Company, based on opinions received from its consultants have filed its appeal before the Customs Excise and Service Tax Appellate Tribunal (“CESTAT”), Bangalore, which is pending hearing. ₹ 96.60 lakh has been paid as pre-deposit fee.

8. The Assistant Commissioner of Income Tax, Circle Central, Trivandrum has *vide* Order dated September 29, 2021, completed the assessment for the Assessment Year 2018-19 and demanded tax totaling to ₹ 577.43 lakhs against income charged to tax under Section 36(1) (va), disallowance of deduction claimed under Section 80IA, income charged to tax as miscellaneous income and commission income and disallowance of expense of previous year claimed during the year. The Company has paid ₹ 116.00 lakhs towards stay of recovery and has filed an Appeal against the Order. Order under Section 220(6) dated November 8, 2021 has been passed by the Assistant Commissioner of Income Tax, Circle Central, Trivandrum, granting stay for the balance demand. Subsequently, *vide* Order dated July 24, 2023, the Assistant Commissioner of Income Tax, Circle Central, Trivandrum recalculated the demand of tax to ₹ 456.33 lakhs for the Assessment Year 2018-19 under Section 154 read with Section 143(3) of the Income Tax Act, 1961.
9. The Commissioner of Central GST & Central Excise has issued Order-In-Original No. TVM-EXCUS-000-COM-04-20-21 dated August 28, 2020 (issued on September 3, 2020) and TVM-EXCUS-000-COM-05-20-21 dated August 28, 2020 (issued on September 3, 2020) (“Order”), demanding tax amounting to ₹264.34 lakhs and ₹571.94 lakhs and interest thereon, and penalty amounting to ₹264.44 lakhs and ₹57.29 lakhs for the periods 2014-15 to 2016-17 and for the period April 2016 to June 2017 respectively relating to taxability of the amount received as collection agent towards assignment of loan receivables. The demand has been made on the ground that the activity of selling loan portfolios to other financial institutions is taxable and that the differential interest between the interest payable to the assignee and the interest charged to the borrowers is service charges, and hence is liable to tax under Section 66B of the Act. The Company has filed an appeal before the Honorable CESTAT, Bangalore on December 30, 2020.
10. The Deputy Commissioner of Commercial Taxes (Audit) (“DCCT”) had issued an order dated December 19, 2023 demanding tax aggregating to ₹1,304.50 million. and subsequently issued a revised order dated December 26, 2023 demanding tax aggregating to ₹776.18 lakhs, including interest thereon, and penalty for the period July 2017 to March 2018, alleging short declaration of outward supply, short payment of output tax excesses claim of outward supplies as exempted and nil GST supply and non-payment of output tax, short declaration on reverse charge mechanism in GSTR-3B. The Company is in the process of filing an appeal.

## **II. Litigations involving the Directors**

### *Civil proceedings involving any director of the Company*

1. M. Mathew has filed a suit before the district court at Kottayam, against the Muthoot Pappachan Group and others alleging infringement of the trademark “MUTHOOT”. The mark “MUTHOOT” has been registered as a trademark by M. Mathew, Chairman and Managing Director of Muthoot Mercantile Limited. Thomas John Muthoot, Thomas George Muthoot and Thomas Muthoot on behalf of "Muthoot Pappachan Group", have contended that “Muthoot” is a family name and they have the right to use the same for their business and also that the Muthoot Pappachan Group was using the same much prior to M. Mathew. The matter is currently pending.
2. Thomas John Muthoot, Thomas George Muthoot and Thomas Muthoot have filed an application before the Intellectual Property Appellate Board, Chennai (“IPAB”), to remove/cancel/rectify the trademark “MUTHOOT”. The mark “MUTHOOT” has been registered as a trademark by M. Mathew, Chairman and Managing Director of Muthoot Mercantile Limited. After the abolition of IPAB, the matter has been transferred to the High Court of Madras and is currently pending before the High Court.

### *Criminal proceedings involving any director of the Company*

1. The service tax department has initiated prosecution against Thomas John Muthoot consequent to a tax claim made on another concern. Technically such prosecution will not lie as no claim was made by the department against Thomas John Muthoot. Also, all actions on the assessment made by the department are currently stayed by the appellate tribunal. However, based on a departmental circular, wherein it is mentioned that they can even initiate criminal action in cases which are stayed by the Tribunal, the department has initiated prosecution before the Chief Judicial Magistrate, Kochi. However, the same is challenged before the high court and the court was pleased to grant a stay in the matter.

2. Legal Metrology Department had filed a complaint under the sections 190 and 200 of the Criminal Procedure Code before the Judicial First Class Magistrate Court, Manjeri against the Company in 2019. Thereafter summons was issued to the Directors of the Company as well. The offence alleged is that lesser weight is mentioned in the pledge card as against the original weight and hence the allegation is that the customer will get cheated since the company is liable to return only the weight mentioned in the pledge card. However, in reality we mention both the gross and net weight of the ornaments and for the purpose of considering the weight of ornaments for pledge we rely upon the net weight which is after nominal deduction towards impurities and / stones. As the allegation is baseless. We have moved the Kerala High Court for quashing the proceedings and the matter has been stayed. The stay was extended by an interim order dated February 19, 2020. Our Company has filed a counter petition before the Judicial First Class Magistrate, Manjeri for quashing of the complaint filed by the Senior Inspector. The matter is currently pending.
3. Abdul Kahder (“**Complainant**”) filed an FIR on April 28, 2016 under Sections 457 and 380 of the Indian Penal Code for recovery of gold ornaments that were allegedly stolen from his residence. The charge sheet on the matter was submitted by an investigating officer before the Chief Metropolitan Magistrate, Hyderabad on September 16, 2020 against Mohammed Sameer for allegedly stealing the gold ornaments and mortgaging the same with MFL, which were subsequently sold through an auction. This matter is currently pending. Subsequently we have filed W.P. No. 536/20 and procured favourable order whereby CMD and BM are dispensed from attendance of trial court proceedings on filing appropriate application. This matter is currently pending.
4. Complainant third party Mr. Ranjith C H filed private complaint against CMD and MFL staff in CMM court Secunderabad, Court directed Police station Marredpally to register crime and investigate. We have filed petition to quash the FIR against CMD and staff vide CRLP Nos. 15856 /14 and 15830 /2014 and have obtained stay. Both CRLP’s are pending for final hearing.

*Tax proceedings involving any director of the Company*

*Tax related disputes*

1. Thomas John Muthoot

Sr. No.	Assessment Year	Amount Involved (₹)	Nature of Demand	Status
1.	2005-06	1,37,05,006	Penalty under Section 271 C of the Income Tax Act.	Penalty was dismissed by ITAT Kochi vide order September 24, 2014. The Income Tax Department had gone on appeal before the Honourable High Court of Kerala. The High Court of Kerala allowed the appeal filed by the department. In this regard, Special Leave Petition has been filed by the assessee and the same has been admitted by the Supreme Court of India.
2.	2005-06	7,43,50,423	Order under Section 143(3) and disallowance under Section 40(a)(ia) of the Income Tax Act.	The appeal was dismissed by the ITAT Kochi and the Honourable High Court of Kerala by orders dated August 28, 2014 and July 03, 2015 respectively. In this regard, the assessee has filed a special leave petition in the Supreme Court of India and the same has been admitted by the Supreme Court.
3.	2006-07	70,49,302	Penalty under Section 271C of the Income Tax Act.	The Honourable High Court of Kerala by way of order dated July 03, 2015 allowed the appeal filed by the Revenue against order of the ITAT. In this regard, the assessee has filed a Special Leave Petition in the Supreme Court of India and the same has been admitted.
4.	2006-07	3,56,55,872	Order under Section 143(3) and disallowance under Section 40(a)(ia) of the Income Tax Act.	The appeal was dismissed by the ITAT Kochi and the Honourable High Court of Kerala by orders dated August 28, 2014 and July 03, 2015 respectively. Special Leave Petition has been filed by the assessee in this regard and the same has been admitted by Supreme Court of India.
5.	2007-08	69,09,500	Penalty under Section 271 C of the Income Tax Act.	Penalty was dismissed by ITAT Kochi vide order dated September 24, 2014. The Income Tax Department had gone on appeal before the



Sr. No.	Assessment Year	Amount Involved (₹)	Nature of Demand	Status
				Honourable High Court of Kerala. The High Court of Kerala allowed the said appeal (order dated February 02, 2015). In this regard, the assessee has filed a Special Leave Petition and the same has been admitted by Supreme Court of India.
6.	2007-08	3,04,68,287	Order under Section 143(3) and disallowance under Section 40(a)(ia) of the Income Tax Act.	The appeal was dismissed by the ITAT Kochi and the Honorable High Court of Kerala by orders dated August 28, 2014 and July 03, 2015 respectively. Special Leave Petition has been filed by the assessee in this regard and the same has been admitted by Supreme Court of India.
7.	2008-09	8,37,750	Order under Section 143 (3) of the Income Tax Act.	Appeal before CIT (Appeals) / Kochi was dismissed by Order of The CIT(Appeals)-3/Kochi dated November 20, 2023. An appeal has been filed before the ITAT, Kochi.
8.	2009-10	16,97,280	Order under Section 143 (3) of the Income Tax Act and disallowance under Section 40(a)(ia) of the Income Tax Act.	ACIT /Circle -I /Tvla completed the Assessment making a disallowance of ₹ 46.78 lakhs u/s 40(a) (ia). Appeal against this order was dismissed by CIT(A)/Kottayam, dated December 12, 2015. Appeal against this order was filed in the Income Tax, Appellate Tribunal, Cochin bench, Cochin. The same was dismissed by way of order dated April 28, 2016. Appeal against the said order was filed in the High Court of Kerala at Ernakulam. The said appeal has been dismissed by the High Court of Kerala vide its order dated July 13, 2016. SLP filed before the Hon. Supreme Court.
9.	2011-12	69,73,170	Tax under Section 143(3) of the Income Tax Act and penalty under Section 271(1)(c).	The Appeal was dismissed by Order of The CIT(Appeals)-3/Kochi dated November 20, 2023. An appeal has been filed before the ITAT, Kochi.
10.	2012-13	1,63,72,070	Order u/s 143(3) - disallowance u/s 14 A	The Appeal was dismissed by Order of The CIT(Appeals)-3/Kochi dated November 20, 2023. An appeal has been filed before the ITAT, Kochi.
11.	2013-14	-	Order u/s 143(3) - disallowance u/s 14 A	The Appeal was dismissed by Order of The CIT(Appeals)-3/Kochi dated November 20, 2023. An appeal has been filed before the ITAT, Kochi.
12.	2014-15	1,50,76,100	Order u/s 143(3) rws 153A of the Income Tax Act (Block Assessment)	Appeal filed was dismissed by Order of The CIT(Appeals)-3/Kochi dated November 20, 2023. An appeal has been filed before the ITAT, Kochi.
13.	2015-16	2,15,71,830	Order u/s 143(3) rws 153A of the Income Tax Act (Block Assessment)	Appeal filed was dismissed by Order of The CIT(Appeals)-3/Kochi dated October 31, 2023. An appeal has been filed before the ITAT, Kochi.
14.	2016-17	-	Order u/s 143(3) rws 153A of the Income Tax Act (Block Assessment)	Appeal filed was dismissed by Order of The CIT(Appeals)-3/Kochi dated October 31, 2023. An appeal has been filed before the ITAT, Kochi.
15.	2017-18	-	Order u/s 143(3) rws 153A of the Income Tax Act (Block Assessment)	Appeal filed was dismissed by Order of The CIT(Appeals)-3/Kochi dated October 31, 2023. An appeal has been filed before the ITAT, Kochi.
16.	2020-21	16,74,02,536	Order under Section 143 (3) rw Order under Section 154 of	The Appeal was dismissed by Order of The CIT(Appeals)-3/Kochi dated October 31, 2023. The Company filed a writ petition bearing case no. WP(C)

Sr. No.	Assessment Year	Amount Involved (₹)	Nature of Demand	Status
			the Income Tax Act.	No. 10359 of 2024 before the High Court of Kerala. The court allowed the writ petition vide order dated 14 March 2024 directing the Appellate Authority to pass fresh orders after affording to the petitioner an opportunity to be heard and the matter is currently pending.

2. Thomas George Muthoot

Sr. No.	Assessment Year	Amount Involved (₹)	Nature of Demand	Status
1.	2003-04	1,69,23,912	Demand under Section 30 of the Wealth Tax Act, 1957	Appeal was disposed off by CIT (Appeals) 3/ Kochi by order dated 28/09/2023 confirming the fair market value of the properties arrived at by the AO in the Remand Report. The proceedings of the AO giving effect to the above order has been received. Appeal before ITAT has been filed
2.	2004-05	1,63,18,751	Demand under Section 30 of the Wealth Tax Act.	Appeal was disposed off by CIT (Appeals)3 / Kochi by order dated 28/09/2023 confirming the fair market value of the properties arrived at by the AO in the Remand Report. The proceedings of the AO giving effect to the above order has been received. Appeal before ITAT has been filed.
3.	2005-06	1,56,64,950	Demand under Section 30 of the Wealth Tax Act.	Appeal was disposed off by CIT (Appeals)3 / Kochi by order dated 28/09/2023 confirming the fair market value of the properties arrived at by the AO in the Remand Report. The proceedings of the AO giving effect to the above order has been received. Appeal before ITAT has been filed.
4.	2005-06	9,53,71,446	Order under Section 143 (3) of the Income Tax Act and disallowance under Section 40(a)(ia) of the Income Tax Act.	Appeal dismissed by ITAT / Kochi Bench by order dated August 12, 2011
5.	2006-07	1,49,60,695	Demand under Section 30 of the Wealth Tax Act.	Appeal was disposed off by CIT (Appeals)3/ Kochi by order dated 28/09/2023 confirming the fair market value of the properties arrived at by the AO in the Remand Report. The proceedings of the AO giving effect to the above order has been received. Appeal before ITAT has been filed.
6.	2006-07	1,43,54,083	Penalty under Section 271 C of the Income Tax Act.	Penalty was dismissed by the ITAT Kochi vide its order dated September 24, 2014. The department appealed before the High Court of Kerala and the same was allowed. Special Leave Petition has been filed by Thomas George Muthoot in this regard and the same has been admitted by Supreme Court.
7.	2006-07	7,53,51,608	Order under Section 143(3) and 143(4) and disallowance under Section 40(a)(ia) of the Income Tax Act.	Appeal was dismissed by ITAT/ Kochi and the Honorable High Court of Kerala vide orders dated August 28, 2014 and July 03, 2014 respectively. Special Leave Petition has been filed by the assessee in this regard and the same has been admitted by Supreme Court of India.
8.	2007-08	1,41,98,584	Wealth tax	Appeal was disposed off by CIT (Appeals) 3/ Kochi by order dated 28/09/2023 confirming the fair market value of the properties arrived at by the AO in the Remand Report. The ACIT, Central Circle, Trivandrum vide Order dated 05/12/2023 received on

Sr. No.	Assessment Year	Amount Involved (₹)	Nature of Demand	Status
				25/12/2023, determined the tax payable giving effect to the Order of the CIT, Appeals. Appeal has been filed before ITAT, Kochi
9.	2007-08	2,69,12,085	Order under Section 143(3) and 143(4) and disallowance under Section 40(a)(ia) of the Income Tax Act.	Appeal was dismissed by ITAT/ Kochi and the Honorable High Court of Kerala vide orders dated August 28, 2014 and July 03, 2014 respectively. Special Leave Petition has been filed by the assessee in this regard and the same has been admitted by Supreme Court of India.
10.	2011-12	99,71,610	Order under Section 143(3) of the Income Tax Act.	The Appeal was dismissed by Order of The CIT(Appeals)-3/Kochi dated November 20, 2023. Appeal has been filed before the ITAT, Kochi.
11.	2012-13	2,61,68,000	Order u/s 143 (3) - Disallowance u/s 14 A	The Appeal was dismissed by Order of The CIT(Appeals)-3/Kochi dated November 20,2023. Appeal has been filed before the ITAT, Kochi.
12.	2013-14	60,02,360	Order u/s 143 (3) - Disallowance u/s 14 A	The Appeal was dismissed by Order of The CIT(Appeals)-3/Kochi dated November 20,2023. Appeal has been filed before the ITAT, Kochi.
13.	2014-15	3,28,62,750	Order u/s 143(3) rws 153A of the Income Tax Act (Block Assessment)	Appeal filed was dismissed by Order of The CIT(Appeals)-3/Kochi dated October 31, 2023. Appeal has been filed before the ITAT, Kochi.
14.	2015-16	2,84,92,810	Order u/s 143(3) rws 153A of the Income Tax Act (Block Assessment)	Appeal filed was dismissed by Order of The CIT(Appeals)-3/Kochi dated October 31, 2023. Appeal has been filed before the ITAT, Kochi.
15.	2016-17	12,01,195	Order u/s 143(3) rws 153A of the Income Tax Act (Block Assessment)	Appeal filed was dismissed by Order of The CIT(Appeals)-3/Kochi dated October 31, 2023. Appeal has been filed before the ITAT, Kochi.
16.	2017-18	-	Order u/s 143(3) rws 153A of the Income Tax Act (Block Assessment)	Appeal filed was dismissed by Order of The CIT(Appeals)-3/Kochi dated October 31, 2023. Appeal has been filed before the ITAT, Kochi.
17.	2020-21	18,22,27,006	Order under Section 143 (3) rw Order under Section 154 of the Income Tax Act.	The Appeal was dismissed by Order of The CIT(Appeals)-3/Kochi dtd 31.10.2023. Giving effect to the Order of the CIT, Appeals-33, Kochi, the ACIT, Central Circle, Trivandrum vide order dated 21/12/2023 received on 26/12/2023 determined the tax payable. A writ petition bearing case no. WP(C) No. 10108 of 2024 was filed before the High Court of Kerala. The court Vide order dated 14 March 2024 held that its findings in case no. WP(C) No. 10359 of 2024 order dated March 14, 2024 would apply to this case and accordingly, directed the Appellate Authority to pass fresh orders after affording to the petitioner an opportunity to be heard and the matter is currently pending.

3. Thomas Muthoot

Sr. No.	Assessment Year	Amount Involved (₹)	Nature of Demand	Status
1.	2005-06	18,18,200	Penalty under Section 271 C of the Income Tax Act.	Penalty was dismissed by ITAT Kochi vide order dated August 24, 2014. The department had appealed before the Honorable High Court of Kerala and the same was admitted. In this regard, Special Leave Petition has been filed in Supreme Court of India and

Sr. No.	Assessment Year	Amount Involved (₹)	Nature of Demand	Status
				the same has been admitted.
2.	2005-06	1,06,17,873	Order under Section 143(3) of the Income Tax Act and disallowance under Section 40(a)(ia) of the Income Tax Act.	Appeal was dismissed by ITAT /Kochi and Honorable High Court of Kerala by orders dated August 28, 2014 and July 03, 2015 respectively. In this regard, Special Leave Petition has been filed in the Supreme Court of India and the same has been admitted.
3.	2006-07	15,69,664	Penalty under Section 271 C of the Income Tax Act.	The Honorable High Court by order dated July 03, 2015 allowed the appeal filed by the Revenue against the order of the ITAT Kochi. In this regard Special Leave Petition has been filed by the assessee in the Supreme Court of India and the same has been admitted.
4.	2006-07	83,09,102	Order under Section 143(3) of the Income Tax Act.	Appeal was dismissed by ITAT /Kochi and Hon. High Court of Kerala by orders dated August 28, 2014 and July 03, 2015 respectively. In this regard, Special Leave Petition has been filed in the Supreme Court of India and the same has been admitted.
5.	2007-08	30,60,400	Penalty under Section 271 C of the Income Tax Act.	Penalty was dismissed by ITAT Kochi by order dated September 09, 2014. The department had gone on appeal before the Honorable High Court of Kerala and the same was allowed. In this regard, Special Leave Petition has been filed in the Supreme Court of India and the same has been admitted.
6.	2007-08	1,29,78,162	Order under Section 143(3) of the Income Tax Act.	Appeal was dismissed by ITAT /Kochi and Honorable High Court of Kerala by orders August 28, 2014 and July 03, 2015 respectively. In this regard, Special Leave Petition has been filed in the Supreme Court of India and the same has been admitted.
7.	2008-09	9,29,923	Order under Section 271(1) C of the Income Tax Act.	Appeal was dismissed by the CIT (A) / Kochi. An appeal before ITAT/Kochi Bench has been filed against the Order of the CIT (A) / Kochi
8.	2011-12	92,99,010	Order under Section 143(3) of the Income Tax Act.	The Appeal was dismissed by Order of The CIT(Appeals)-3/Kochi dated November 20, 2023. Appeal has been filed before the ITAT, Kochi.
9.	2012-13	2,49,66,580	Order u/s 143(3) - Disallowance u/s.14 A of the Income Tax Act, 1961.	The Appeal was dismissed by Order of The CIT(Appeals)-3/Kochi November 20, 2023. Appeal has been filed before the ITAT, Kochi.
10.	2013-14	1,65,83,600	Order u/s 143(3) - Disallowance u/s.14 A of Income Tax Act, 1961.	The Appeal was dismissed by Order of The CIT(Appeals)-3/Kochi November 20, 2023. Appeal has been filed before the ITAT, Kochi.
11.	2014-15	3,11,48,770	Order u/s 143(3) rws 153A of the Income Tax Act (Block Assessment)	Appeal filed was dismissed by Order of The CIT(Appeals)-3/Kochi dated October 31, 2023. Appeal has been filed before the ITAT, Kochi.
12.	2015-16	3,14,11,810	Order u/s 143(3) rws 153A of the Income Tax Act (Block Assessment)	Appeal filed was dismissed by Order of The CIT(Appeals)-3/Kochi dated October 31, 2023. Appeal has been filed before the ITAT, Kochi.
13.	2016-17	3,76,50,585	Order u/s 143(3) rws 153A of the Income Tax Act (Block Assessment)	Appeal filed was dismissed by Order of The CIT(Appeals)-3/Kochi dated October 31, 2023. Appeal has been filed before the ITAT, Kochi.
14.	2017-18	54,84,474	Order u/s 143(3)	Appeal filed was dismissed by Order of The

Sr. No.	Assessment Year	Amount Involved (₹)	Nature of Demand	Status
			rws 153A of the Income Tax Act (Block Assessment)	CIT(Appeals)-3/Kochi dated October 31, 2023. Appeal has been filed before the ITAT, Kochi.
15.	2020-21	7,96,04,592	Order under Section 143 (3) rw Order under Section 154 of the Income Tax Act.	The Appeal was dismissed by Order of The CIT(Appeals)-3/Kochi dtd 31.10.2023. Giving effect to the Order of the CIT, Appeals-33, Kochi, the ACIT, Central Circle, Trivandrum vide order dated December 21, 2023 received on January 2, 2024 determined the tax payable. A writ petition bearing case no. WP(C) No. 10497 of 2024 was filed before the High Court of Kerala. The court vide order dated 14 March 2024 held that its findings in case no. WP(C) No. 10359 of 2024 order dated March 14, 2024 would apply to this case and accordingly, directed the Appellate Authority to pass fresh orders after affording to the petitioner an opportunity to be heard and the matter is currently pending.

### III. Litigations involving Group Companies

#### A. Civil proceedings involving the Group Companies

MPG Hotels & Infrastructure Ventures Private Limited (“MPG Hotels”)

- The Company issued a purchase order to R K Sales, a proprietary concern for the supply of doors, wardrobe, etc. for its 5 star hotel at Trivandrum. The said party supplied defective goods which it agreed to replace as per communications with MPG Hotels. However, the replaced goods were also defective and hence MPG Hotels procured the goods from other suppliers. Since the party supplied inferior quality goods, MPG Hotels did not pay for the said goods. The party filed a claim petition before UP State Micro & Small Enterprises Facilitation Council and preliminary objection was filed by MPG Hotels. However, pending conciliation, the Council passed an order directing to pay an amount of ₹ 92,69,453 and an interest of ₹ 97,89,300.41, aggregating to a total of ₹ 1,90,58,753.41. Aggrieved by the said award, MPG Hotels has filed the Writ Petition. The order of the council is stayed by the Allahabad, High Court. The matter is pending for hearing and disposal.
- MPG Hotels built a software complex Muthoot Technopolis within the Cochin Special Economic Zone Authority (“CSEZA”), wherein software companies are the occupants. CSEZA is the distribution licensee for electricity supply. MPG Hotels was to provide electricity supply connections to sub-lessee/purchasers in Muthoot Technopolis and to collect charges. At all times the MPG Hotels performed as per the conditions laid down by CSEZA. This licensee CSEZA has no case that, MPG Hotels violated any of the conditions stipulated therein. As required by the licensee and as insisted, MPG Hotels shared electricity from High Tension (“HT”) electric connection with the subleases/purchasers of Muthoot Technopolis. The licensee never asked MPG Hotels to collect electricity duty @ 10% of energy charges from the subleases / purchasers and never required MPG Hotels to remit it to the licensee or to the state government. The licensee collected electricity duty at HT rates for the entire consumption of electricity metered at the point of supply. As a consumer of HT electricity under CSEZA distribution licensee, MPG Hotels did everything as required by the licensee only. Thereby, MPG Hotels is not at all liable to pay electricity duty applicable to Low Tension (“LT”) electricity supply which was never used by MPG Hotels and which was used by others as required by the licensee. A demand notice for ₹ 91,09,820.00 towards electricity duty arrears for the period from April, 2011 to March, 2016 dated March 2, 2017 has been issued to MPG Hotels. A writ petition has been filed by MPG Hotels praying to quash the demand notice and notice of disconnection. The court has stayed the operation of the notice of disconnection. Matter is currently pending.

Muthoot Microfinance Limited (“MML”)

#### B. Tax Litigation

- The Tahsildar of Kanayannur Taluk has raised a demand of ₹56,07,000 towards building tax in respect of the Technopolis building at Kakkanad and the company has obtained stay from the Hon High Court of Kerala against

enforcement of the demand. An amount of ₹28,03,500 has been remitted by the Company based on the interim order of the High Court. The management is confident of succeeding on the case in the High Court on the ground that property tax is not leviable on buildings in SEZ.

2. The Assistant commissioner (Assessment), Commercial Taxes has raised a demand of ₹6,17,217 towards KGST assessment for the year 2005-06. The appeal filed by the company before the Deputy Commissioner (Appeals), Commercial Taxes against the said order is pending disposal and the management hopes to succeed on the appeal.
3. The Assistant Commissioner- III (Assessment), Commercial Taxes has raised a demand of ₹1,13,905 towards KVAT assessment for the year 2013-14. An appeal has been filed by the company before The Deputy Commissioner (Appeals), Commercial Taxes against the said order, which is pending disposal. The company has paid an amount aggregating to ₹22,781, being 20% of the demand raised under protest. The management is hopeful of succeeding on appeal and hence no provision has been made in respect of the above.
4. The Company has provided security bond furnished in Form No.6 of KVAT rules towards the demand of security deposit raised by the Commercial Tax department for purchase of capital goods from Serta Mattress for ₹10,63,060. The company has disputed the demand on grounds of fact stating that levy is basically not permitted by law and the matter is pending for proceedings before the Deputy Commissioner of Commercial Taxes.

#### MPG Security Group Pvt Ltd (“MPGSG”)

1. MPGSG has availed various services from OM Security and Services, Ideas Innovation Squared Technologies Pvt Limited and Softcall Cust-O-Care Pvt. Ltd in their regular course of business. Further, MPGSG has availed GST input credit against such services availed and charges paid to such service providers. It appears that these service providers have filed their GST returns after their respective due dates and therefore, the department has taken a stand that MPGSG is ineligible for the credit claimed. The State Tax Officer, Central Tax, Thane, Maharashtra (“**State Tax Officer**”) issued a show-cause notice to MPGSG dated March 11, 2022, for an amount of ₹ 13,16,326. The matter has been closed *vide* order dated November 11, 2022.

#### Muthoot Exim Pvt. Ltd. (“MEPL”)

1. MEPL was the consignment agent of M/s. Rajesh Exports Ltd. (“**REL**”). MEPL sold the gold ornaments supplied by REL on commission basis. MEPL had not paid the Service Tax on commission earlier but remitted along with interest before the issuance of the show cause notice. But department imposed 100% penalty of ₹ 82,04,594 under section 78 with an additional penalty of ₹ 10,000 under section 77 of the Finance Act, 1994 even after remitting the Service Tax with interest. The provisions of Section 78 provide that where penalty demanded has been paid within 30 days from the date of receipt of the Order, 25% of the demanded amount may be paid along with interest to conclude the demand. MEPL has remitted 25% of the demanded amount of ₹ 20,51,150 and ₹ 10,000 within the said 30 days and filed an appeal before CESTAT against the order. The matter is pending.
2. MEPL received a notice (33871122485/2020/A3 dated 14/02/2020) from the commercial tax department, Tamil Nadu towards the CST assessment FY 2015-16 and 2016-17 with a demand amount of ₹ 22,34,708. Department asked us to produce the books of accounts along with F Form. We have submitted all the documents and cleared all the queries except F Form as it must be issued from the Maharashtra commercial tax department. We have forwarded a request to the MVAT department to get the F Form. But they have not yet given the timeline to issue the F Form as they will consider the request based on the FIFO method. We have intimated the same to the Tamil Nadu commercial tax department, but the assessing officer denied giving extension and also, they have withheld the demand amount of ₹22,34,708 in Current Account.
3. We have filed a writ petition on 25/02/2020 before hon’ble high court of Madras by paying 25% of the demand amount (₹5,58,800) to the Tamil Nadu VAT department and successfully released the lien amount from the bank. Considering the delay in receiving the Form F from Maharashtra, our consultant advised to pay the balance liability amount of ₹ 18,40,567/- and we can apply for refund once we get the required forms. Thereby we have fulfilled the liability and now awaiting the Form F from Maharashtra to proceed further.
4. MEPL received a demand order (MUM-VAT-E-822/27450710371C/CST/CST/2020-21/2521131 dated 30/06/2020) from the commercial tax department of Maharashtra towards the CST assessment FY 2015-16 with a demand amount of ₹ 29,50,565. Department asked us to produce the books of accounts along with F form and C form. We have submitted all the documents and cleared all the queries except F form and C form as it must be issued from the Commercial tax department of various states. We have co-ordinated with our consultants to get the required forms from respective states. But they have not yet given the timeline to issue the F form and C forms considering the

pandemic situation (Lockdown). We have intimated the same with the Maharashtra commercial tax department, but the assessing officer denied giving extension and they have withheld the demand amount of ₹29,50,565 in Current Account.

We have filed an appeal to Maharashtra VAT department on April 17, 2021 for getting extension towards the submission of required documents and also to release the withheld amount. Now awaiting revert from the MVAT department to know the status of our appeal application and way forward.

MEPL Bank Account (SBI) has been frozen by Delhi Commercial Tax Department on October 31, 2022 by considering Delhi VAT assessment FY 2016-17 & 2017-18 which we have filed an appeal on November 10, 2022 by highlighting the Tax Computation error against the demand of ₹ 28,84,654 and we have successfully released the bank attachment. The appeal is pending.

#### Muthoot Automotive (India) Private Limited ("MAIPL")

1. Kerala VAT has taken the position that MAIPL's turnover is not liable for VAT and service tax was added back to VAT liability. The matter is pending before the Appellate Tribunal.
2. Sales made by MAIPL to various canteen stores ordinarily taxable at a rate of 7.25%, have been assessed by the Kerala VAT at 14.5%. The matter is pending before the Appellate Tribunal.

#### Muthoot Hotels Private Limited

1. KGST demands relating to the A.Y 2007-08 and 2008-09 & 2013-14 aggregating to ₹34,05,551/- are pending final disposal by the assessing authorities as per directions of the appellate authority. The company is hopeful of getting the demand cancelled by producing the requisite documentary evidences and the amount remitted under protest against the above is amounting to ₹11,77,240/-.
2. Luxury tax demand relating to A.Y.2005-06, 2007-08, 2012-13 & 2013-14 amounting to ₹29,96,071 which are disputed by the company on appeal before Kerala Sales Tax Appellate Tribunal. Since the company is confident of succeeding on the appeal, this is not provided for. Amount of ₹3,23,981/- remitted under protest against the above demand is carried forward under long term loans and advances.
3. VAT demands relating to the A.Y.2014-15 & 2015-16 aggregating to ₹77,47,095/- are pending final disposal by the assessing authorities. The company is hopeful of getting the demand cancelled by producing the requisite documentary evidences and the amount remitted under protest against the above is amounting to ₹15,49,419/-.

#### MPG Hotels & Infrastructure Ventures Private Limited ("MPG Hotels")

1. Demand of Rs.39,64,662/- raised by the Commissioner of Central Excise and Customs, Thiruvananthapuram, towards Service-tax and also for the penalty of Rs.29,41,928/- imposed u/S.78 of the Finance Act for the default on remittance of Service-tax which is disputed on appeal before the higher authorities. The appeal filed by the company before the Customs, Excise and Service Tax Appellate Tribunal against the said order is pending disposal and management hopes to succeed on the appeal.
2. The Tahasildar of Kanayannur Taluk has raised a demand of Rs.56,07,000 towards building tax in respect of the Technopolis building at Kakkanad and the company has obtained stay from the Hon High Court of Kerala against enforcement of the demand. An amount of Rs.28,03,500 has been remitted by the Company based on the interim order of the High Court.
3. The management is confident of succeeding on the case in the High Court on the ground that property tax is not leviable on buildings in SEZ.
4. The Assistant commissioner (Assessment), Commercial Taxes has raised a demand of Rs.6,17,217/- towards KGST assessment for the year 2005-06. The appeal filed by the company before the Deputy Commissioner (Appeals), Commercial Taxes against the said order is pending disposal and the management hopes to succeed on the appeal.
5. The Assistant Commissioner- III (Assessment), Commercial Taxes has raised a demand of Rs.1,13,905/- towards KVAT assessment for the year 2013-14. An appeal has been filed by the company before The Deputy Commissioner (Appeals), Commercial Taxes against the said order, which is pending disposal. The company has paid an amount aggregating to Rs.22,781/-, being 20% of the demand raised under protest. The management is hopeful of succeeding

on appeal and hence no provision has been made in respect of the above.

6. The Company has provided security bond furnished in Form No.6 of KVAT rules towards the demand of security deposit raised by the Commercial Tax department for purchase of capital goods from Serta Mattress for Rs.10,63,060/-. The company has disputed the demand on grounds of fact stating that levy is basically not permitted by law and the matter is pending for proceedings before the Deputy Commissioner of Commercial Taxes.

### **Regulatory proceedings involving Group Companies**

#### **Muthoot Microfinance Limited (“MML”)**

1. Kerala Non-Banking Finance Welfare Association, an association and representative of non-banking financial institutions in the State of Kerala, has filed a writ petition (civil) on April 5, 2021 on behalf of its members, including our Company, before the High Court of Kerala against the State of Kerala (“Civil Writ Petition”) challenging the notification dated January 16, 2020 (“Notification”) for fixing the minimum rate of wages payable to employees employed in private financial institutions, such as our Company. The High Court of Kerala by way of its order dated April 20, 2021 granted an interim stay on the Notification and subsequently extended the said stay order granted until further orders, on June 30, 2022. This matter is currently pending before the High Court of Kerala. Our Company and our Promoter, Thomas Muthoot, have also received a show-cause notice dated December 17, 2020 for rectifying certain defects identified in the inspection report dated September 22, 2020 issued by Assistant Labour Officer, Attingal (“ALO”), and accordingly, our Company’s representative appeared before the ALO on November 9, 2020 and submitted the requisite documents. The ALO filed a complaint against our Company and Thomas Muthoot under the Minimum Wages Act, 1948 before the Judicial First Class Magistrate Court I, Attingal for the alleged failure to upload the register of wages and employment electronically in form XIV and pay prescribed minimum rate of wages to workers. This matter is currently under stay in view of the stay order issued by the High Court of Kerala.

#### **Muthoot Risk Insurance & Broking Services Pvt Ltd (“MRIBS”)**

1. IRDAI has conducted an on-site inspection in MRIBS during the period from 18<sup>th</sup> -22<sup>nd</sup> Nov 2019. Pursuant to the same, Show Cause Notice was issued to the MRIBS to which the company has furnished its response. IRDAI issued its final order on April 7, 2021, levying a penalty of ₹ 1 Crore on MRIBS alleging that MRIBS has canvassed Insurance Business through engaging unlicensed entities.

Aggrieved by the order, MRIBS has preferred an appeal to Securities Appellate Tribunal (SAT) under Section 110 of the Insurance Act, 1938. MRIBS has clarified in its Appeal that it has appointed the requisite number of Broker Qualified Personnel as required under the IRDAI Regulations and that the allegation w.r.t engagement of unlicensed entities for canvassing insurance business are baseless and uncalled for. The case is currently pending with SAT. Nonetheless, the penalty has been duly remitted by MRIBS.

#### **Muthoot Capital Services Limited (“MCSL”)**

1. MCSL had a delay of 32 days in complying with the provisions of Regulation 23 (9) of SEBI (LODR) Regulations, 2015 i.e., submission of the list of related party transactions at the end of each half year with the Stock Exchanges within 30 days from the conclusion of the Board meeting. As a result, MCSL paid fine amounting to ₹ 1,88,800.00 (inclusive of GST @ 18%) each to both the stock exchanges i.e., BSE and NSE and ₹ 2,06,500.00 (inclusive of GST @ 18%) to NSE.

Fine was imposed under Regulation 52(5) of SEBI (LODR) Regulations, 2015 as there was a delay of 31 days for the submission of the Certificate signed by the Debenture Trustee taking note of the contents prescribed under regulation 52(4) of SEBI (LODR) Regulations, 2015 with BSE Limited. Therefore, MCSL paid amounting to ₹36,580 (inclusive of GST @ 18%) to BSE Limited.

#### **Muthoot Microfinance Limited (“MML”)**

1. Kerala Non-Banking Finance Welfare Association, an association and representative of non-banking financial institutions in the State of Kerala, has filed a writ petition (civil) on April 5, 2021 on behalf of its members, including our Company, before the High Court of Kerala against the State of Kerala (“Civil Writ Petition”) challenging the notification dated January 16, 2020 (“Notification”) for fixing the minimum rate of wages payable to employees employed in private financial institutions, such as our Company. The High Court of Kerala by way of its order dated



April 20, 2021 granted an interim stay on the Notification and subsequently extended the said stay order granted until further orders, on June 30, 2022. This matter is currently pending before the High Court of Kerala. Our Company and our Promoter, Thomas Muthoot, have also received a show-cause notice dated December 17, 2020 for rectifying certain defects identified in the inspection report dated September 22, 2020 issued by Assistant Labour Officer, Attingal (“**ALO**”), and accordingly, our Company’s representative appeared before the ALO on November 9, 2020 and submitted the requisite documents. The ALO filed a complaint against our Company and Thomas Muthoot under the Minimum Wages Act, 1948 before the Judicial First Class Magistrate Court I, Attingal for the alleged failure to upload the register of wages and employment electronically in form XIV and pay prescribed minimum rate of wages to workers. This matter is currently under stay in view of the stay order issued by the High Court of Kerala.

## **Criminal proceedings involving the Group Companies**

### **Muthoot Microfinance Limited (“MML”)**

1. A FIR dated November 17, 2022 was filed by Greeshma (“**Complainant**”) under Sections 323, 341, 354, 451 read with Section 34 of the IPC against the employees of MML, namely, Sujesh M S, branch manager, Rohit M G, collection executive and Akshay M.A, assistant branch manager (collectively, the “**Respondents**”), for assaulting and outraging the modesty of the Complainant. Subsequently, the Respondents filed for an anticipatory bail application bearing number 9398 dated November 18, 2022 before the High Court of Kerala (the “**High Court**”). The High Court pursuant to its order dated December 5, 2022 granted an anticipatory bail to the Respondents. The matter is currently pending investigation.
2. A criminal revision petition has been filed by Chandan A.C. under Section 397 of CrPC against MML challenging the criminal complaint filed by Company under Section 406, 420, 426 alleging criminal breach of trust, cheating and dishonestly inducing delivery of property and mischief. The matter is currently pending before the Principal and District Sessions Judge, Hassan.
3. MML has, in the ordinary course of its business, filed 10 complaints against various persons under Sections 190, 200 and 357 of the CrPC read with Sections 138 and 142 of the NI Act in relation to dishonour of cheques and recovery of dues. These matters are currently pending at different stages of adjudication before the Judicial First Class Magistrate, Ernakulam. The aggregate amount involved in these matters is ₹0.25 million.
4. MML has filed two complaints bearing number 1181/2023 and 1179/2023 each dated February 14, 2023 (“**Complaints**”) against two individuals under Sections 190, 200 and 357 of the CrPC read with Section 25 of the PSSA in relation to recovery of dues. The dues were pertaining to default in the repayment of loans availed. The Complaints are currently pending at different stages of adjudication before the Judicial First Class Magistrate, Ernakulam. The aggregate amount involved in these matters is ₹0.05 million.
5. MML has filed 14 complaints against former employees of our Company and 45 complaints against third parties under Sections 190 and 200 of the CrPC read with Sections 138 and 142 of the NI Act. These matters are currently pending at different stages of adjudication before the Judicial First Class Magistrate, Ernakulam. The aggregate amount involved in these matters is ₹8.5 million.
6. In the ordinary course of its business, has filed 197 FIRs, 94 complaints and 19 criminal petitions against its employees and third parties under several Sections of the IPC, before various police authorities and forums alleging offences *inter alia* relating to robbery, misappropriation of funds, criminal intimidation, assault, forgery and theft committed by certain individuals. The total amount collectively involved in all the complaints, criminal petitions and FIRs is ₹116.20 million.

### **Actions taken by Regulatory and Statutory Authorities**

1. The Directorate of Enforcement, Kochi Zonal Office, Ministry of Finance, Government of India (“**ED**”) has issued a summon dated December 7, 2022, bearing number FEMA/SUMMON/KCZO/2022/365, to our Managing Director, under Sections 37(1) and 37(3) of the Foreign Exchange Management Act, 1999 (“**FEMA**”) read with Section 131(1) 363 of the IT Act and Section 30 of the Code of Civil Procedure, 1908, each as amended, directing him to make a personal appearance at the office of the ED to provide evidence and to produce books of accounts and other documents, inter alia, details of bank accounts maintained by him, his family members and our Company, details of movable and immovable properties purchased/ sold in their names, copies of income tax returns filed by our Managing Director from financial year 2016-17 onwards, details of companies, firms, concerns, where our Managing Director is a director, partner or a proprietor, source of funds together with supporting documents in relation to cash deposited amounting to

₹ 44,172,643 during the demonetization period and copy of financial statements including balance sheet & profit and loss of our Company from financial year 2016-17 onwards. Subsequently, similar summons dated January 4, 2023 and January 10, 2023 bearing number FEMA/SUMMON/KCZO/2022/377 and FEMA/SUMMON/KCZO/2023/399, respectively, were issued to our Managing Director (collectively referred to “**Summons**”). Our Company representatives appeared before the ED and submitted the required information and documents as required by ED pursuant to its Summons. Subsequent to the aforesaid personal hearings, neither our Managing Director nor our Company have received any further communication from the ED in this regard.

Please also refer to, “*Risk Factors – Risk Factor # 32 - We and some of our Directors and Promoters are involved in various legal and other proceedings that if determined against us could have a material adverse effect on our business, financial condition and results of operations.*” on page 31.

#### **IV. Litigations by and against our Promoters**

Except as disclosed below, there are no other outstanding important legal proceedings involving our Promoters.

##### *(a) Criminal Proceedings*

Since our Promoters, Mr. Thomas Muthoot, Mr. Thomas John Muthoot and Mr. Thomas George Muthoot are also directors of our Company, please see “*Criminal proceedings involving any Director of the Company*” on page 183.

##### *(b) Civil proceedings*

Since our Promoters, Mr. Thomas Muthoot, Mr. Thomas John Muthoot and Mr. Thomas George Muthoot are also directors of our Company, please see “*Civil proceedings involving any Director of the Company*” on page 183.

##### *(c) Tax proceedings*

Since our Promoters, Mr. Thomas Muthoot, Mr. Thomas John Muthoot and Mr. Thomas George Muthoot are also directors of our Company, please see “*Tax proceedings involving any Director of the Company*” on page 184.

#### **V. Details of inquiries, inspections or investigations initiated or conducted under the Securities laws, Companies Act, 1956 or the Companies Act, 2013 against our Company and its Subsidiaries in the last three years along with Section wise details of prosecutions filed (whether pending or not), fines imposed or compounding of offences against our Company and its Subsidiaries in the last three years.**

NIL

#### **VI. Details of litigation or legal action pending or taken by any ministry or government department or statutory authority against our Promoter during the last three years and any direction issued by any such ministry or department or statutory authority upon conclusion of such litigation or legal action, as on date of this Tranche IV Prospectus.**

NIL

#### **VII. Details of default, if any, including therein the amount involved, duration of default and present status, in repayment of statutory dues; debentures and interests thereon; deposits and interest thereon; and loan from any bank or financial institution and interest thereon.**

NIL

#### **VIII. Details of disciplinary action taken by SEBI or Stock Exchanges against the Promoters in the last five financial years, including outstanding action.**

NIL

#### **IX. Summary of reservations, qualifications or adverse remarks of auditors in the last five Fiscals immediately preceding the year of circulation of this offer letter and of their impact on the financial statements and financial position of our Company and the corrective steps taken and proposed to be taken by our Company for each of the said reservations or qualifications or adverse remarks.**

NIL

**X. Summary of reservations or qualifications or adverse remarks or other observations by auditors in the audit report / CARO by the auditors in the last three financial years i.e. 2020 to 2023 and their impact on the financial statements and financial position of the company and the corrective steps taken and proposed to be taken by the company for each of the said reservations or qualifications or adverse remarks.**

Fiscal Year	Basis of Financial Statements	Summary of Qualifications or reservations or emphasis of matter or adverse remarks or other observations by auditors in the audit report / CARO	Impact on the financial statements and financial position of the Company	Corrective steps taken and proposed to be taken by the Company
2022-23	Consolidated	<p><b>Other Matters</b></p> <p>(i) We did not audit the financial statements / financial information of the subsidiaries, whose financial statements reflect total assets of Rs.10,15,110.04 lakhs as at 31st March, 2023, total revenues of ₹ 1,68,773.18 lakhs and net cash flows amounting to Rs.3,667.35 lakhs for the year ended on that date, as considered in the consolidated Ind AS financial statements.</p> <p>(ii) This financial statements / financial information has been audited by other auditors whose reports have been furnished to us by the Management and our opinion on the consolidated financial statements, in so far as it relates to the amounts and disclosures included in respect of these subsidiaries, and our report in terms of sub-sections (3) and (11) of Section 143 of the Act, in so far as it relates to the aforesaid subsidiaries, is based solely on the reports of the other auditors.</p> <p>(iii) Our opinion on the consolidated financial statements, and our report on Other Legal and Regulatory Requirements below, is not modified in respect of the above matters with respect to our reliance on the work done and the reports of the other auditors and the financial statements / financial information.</p> <p><b>Other Matters</b></p> <p>(i) Our aforesaid report under Section 143(3)(i) of the Act on the adequacy and operating effectiveness of the internal financial controls over financial reporting in so far as it relates to the subsidiary companies are based solely on the corresponding reports of the auditors of such company</p> <p>(ii) Our opinion is not modified in respect of the above matter.</p>	N.A.	N.A.
2021-22	Consolidated	<p><b>Other Matters</b></p> <p>We did not audit the financial statements/ financial information of the subsidiaries, whose financial statements reflect total assets of Rs.7,03,698.65 lakhs as at March 31, 2022, total revenues of Rs.105,236.15 lakhs and net cash flows amounting to ₹ 21,190.62 lakhs for the year ended on that date, as considered in the consolidated Ind AS financial statements. These financial statements/ financial information have been audited by other auditors whose reports have been</p>	N.A.	N.A.

Fiscal Year	Basis of Financial Statements	Summary of Qualifications or reservations or emphasis of matter or adverse remarks or other observations by auditors in the audit report / CARO	Impact on the financial statements and financial position of the Company	Corrective steps taken and proposed to be taken by the Company
		<p>furnished to us by the Management and our opinion on the Consolidated Ind AS Financial Statements, in so far as it relates to the amount and disclosures included in respect of this subsidiaries, and our report in terms of sub section (3) of Section 143 of the Act, in so far as it relates to the aforesaid subsidiaries, is based solely on the reports of the other auditors.</p> <p>Our opinion is not modified in respect of the above.</p>		
2020-21	Consolidated	<p><b>Emphasis of Matter</b> We draw attention to Note 45 to the consolidated Ind AS financial statements, relating to the impact of Covid-19 Pandemic, in which the management has discussed the impact on the Group and the environment in which it operates. Our opinion is not modified in respect of this matter.</p>	N.A.	N.A.
		<p><b>Other Matters</b></p> <p>(i) We did not audit the financial statements / financial information of the subsidiaries, whose financial statements reflect total assets of Rs.547,630.54 lakhs as at March 31, 2021, total revenues of Rs.89,374.92 lakhs and net cash flows amounting to Rs.61,921.71 lakhs for the year ended on that date, as considered in the Consolidated Ind AS Financial Statements. These financial information / financial statements have been audited by other auditors whose reports have been furnished to us by the Management and our opinion on the Consolidated Ind AS Financial Statements, in so far as it relates to the amounts and disclosures included in respect of this subsidiaries, and our report in terms of subsection (3) of Section 143 of the Act, in so far as it relates to the aforesaid subsidiaries, is based solely on the reports of the other auditors. Our opinion is not modified in respect of the above.</p> <p>(ii) Our aforesaid report under Section 143(3)(i) of the Act on the adequacy and operating effectiveness of the internal financial controls over financial reporting insofar as it relates to the subsidiary companies, are based solely on the corresponding reports of the auditors of such company.  Our opinion is not modified in respect of the above matter.</p>	N.A.	N.A.
	Standalone	<p><b>Emphasis of Matter</b> We draw attention to Note 44 to the standalone Ind AS financial statements, relating to the impact of Covid-19 Pandemic. Our opinion is not modified in respect of this matter.</p>	N.A.	N.A.

**XI. Details of acts of material frauds committed against the Company in the current financial year and last three financial years, if any, and if so, the action taken by the Company in response.**

Sl. No	Year	Gross Amount (₹ in Lakh)	Modus Operandi	Recovery (₹ Lakh)	Provisions (₹ Lakh)	Action Taken by the Company
1.	2022-23	664.83	Loans granted against theft gold, spurious gold and misappropriation of cash committed by personnel of the Company	43.38	617.17	<ol style="list-style-type: none"> <li>For misappropriation by staff – Complaint / FIR lodged against the employee and staff dismissed from service</li> <li>For Spurious Gold pledged – FIR lodged against customers and UCIC marked freeze</li> <li>Stolen gold – The Company verifies if there is any deficiency in KYC submitted and the SOP stipulated by the Company and based on the findings action is initiated. In all cases the KYC was in order and process complied.</li> </ol>
2.	2021-22	614.08  364.21	Loans granted against theft gold, spurious gold and misappropriation of cash committed by personnel of the Company  Burglary in the Asansol Murgasol branch of the Company	61.94  364.21	552.14  -	<ol style="list-style-type: none"> <li>For misappropriation by staff – Complaint / FIR lodged against the employee and staff dismissed from service</li> <li>Spurious Gold pledged – FIR lodged against customers</li> <li>Stolen gold – The Company verifies if there is any deficiency in KYC submitted and the SOP stipulated by the Company and based on the findings action is initiated</li> <li>Burglary – The Company has security and vigilance systems with continuous monitoring mechanisms to prevent and / or to respond to such attempts</li> </ol>
3.	2020-21	687.65	Loans granted against theft gold, spurious gold and misappropriation of cash committed by personnel of the Company	314.37	373.28	<ol style="list-style-type: none"> <li>For misappropriation by staff – Complaint / FIR lodged against the employee and staff dismissed from service</li> <li>Spurious Gold pledged – FIR lodged against customers</li> <li>Stolen gold – The Company verifies if there is any deficiency in KYC submitted and the SOP stipulated by the Company and based on the findings action is initiated</li> </ol>

**XII. A summary of the outstanding proceedings involving our company, subsidiaries, directors, promoter and group companies in accordance with requirements under the Sebi NCS Regulations, as disclosed in this Tranche IV Prospectus, to the extent quantifiable, have been set out below:**

Name	Criminal Proceedings	Tax Proceedings	Statutory or Regulatory Proceedings	Disciplinary actions by the SEBI or Stock Exchanges	Material Civil Litigations	Aggregate amount involved (₹ in lakh)
<i>Company</i>						

<b>Name</b>	<b>Criminal Proceedings</b>	<b>Tax Proceedings</b>	<b>Statutory or Regulatory Proceedings</b>	<b>Disciplinary actions by the SEBI or Stock Exchanges</b>	<b>Material Civil Litigations</b>	<b>Aggregate amount involved (₹ in lakh)</b>
By the Company*	287	Nil	Nil	Nil	6	2,136.39
Against the Company	1	10	Nil	Nil	3	29,181
<b>Directors</b>						
By the Directors	Nil	Nil	Nil	Nil	2	Nil
Against the Directors	4	57	Nil	Nil	Nil	12,504.83
<b>Promoters</b>						
By the Promoters	Nil	Nil	Nil	Nil	2	Nil
Against the Promoters	4	57	Nil	Nil	Nil	12,504.83
<b>Subsidiaries</b>						
By the Subsidiaries	Nil	Nil	Nil	Nil	Nil	Nil
Against the Subsidiaries	Nil	Nil	Nil	Nil	Nil	Nil

*\*The aggregate amount does not include writ petition, W.P. (C) No. 22768/ 2020 dated October 22, 2020 filed by the Company before the Hon'ble High Court of Kerala against Union of India & others, as there are no monetary amounts involved in the case.*

## REGULATIONS AND POLICIES

*The regulations summarized below are not exhaustive and are only intended to provide general information to Investors and are neither designed nor intended to be a substitute for any professional legal advice. Taxation statutes such as the IT Act, GST laws (including CGST, SGST and IGST) and applicable local sales tax statutes, labour regulations such as the Employees State Insurance Act, 1948 and the Employees Provident Fund and Miscellaneous Provisions, Act, 1952, and other miscellaneous regulations such as the Trade Marks Act, 1999 and applicable Shops and Establishments statutes apply to us as they do to any other Indian company and therefore have not been detailed below.*

*The following description is a summary of certain sector specific laws and regulations in India, which are applicable to our Company. The information detailed in this chapter has been obtained from publications available in the public domain. The regulations set out below may not be exhaustive and are only intended to provide general information to the investors and are neither designed nor intended to substitute for professional legal advice. The statements below are based on the current provisions of the Indian law, and the judicial and administrative interpretations thereof, which are subject to change or modification by subsequent legislative, regulatory, administrative or judicial decisions.*

Our Company is a non-banking financial company (NBFC) – Middle Layer which does not accept public deposits. As such, our business activities are *inter-alia* regulated by RBI regulations applicable to a Non-Deposit taking Non-Banking Financial Company – Middle Layer.

### **Principal business criteria and NBFC classification**

As per the RBI Act, a non-banking financial company means (i) a financial institution which is a company, (ii) a non-banking institution which is a company and which has as its principal business the receiving of deposits, under any scheme or arrangement or in any other manner, or lending in any manner, (iii) such other non-banking institution or class of such institutions, as the RBI may, with the previous approval of the Central Government and by notification in the Official Gazette, specify.

The RBI Act, further defines a ‘financial institution’ to mean a non-banking institution which, among other things, includes carrying on the business or as part of its business, financing activities, whether by way of making loans or advances or otherwise, of any activity, other than its own or the acquisition of shares/stock/bonds/debentures/securities issued by the Government of India or other local authorities or other marketable securities of like nature.

RBI has clarified through a press release (*Ref. No. 1998-99/1269*) issued in 1999, that in order to identify a particular company as an NBFC, it will consider both the assets and the income pattern as evidenced from the last audited balance sheet of the company to decide a company’s principal business. The company will be treated as an NBFC if its financial assets are more than 50 per cent of its total assets (netted off by intangible assets) and income from financial assets should be more than 50 per cent of the gross income. Both these tests are required to be satisfied in order to determine the principal business of a company.

Every NBFC is required to submit to the RBI a certificate, from its statutory auditor within one month from the date of finalisation of the balance sheet and in any case, not later than December 30 of that year, *inter-alia* stating that it is engaged in the business of non-banking financial institution requiring it to hold a certificate of registration.

Being an NBFC, our Company is *inter-alia* governed by the RBI Act, the Master Direction – Reserve Bank of India (Non-Banking Financial Company – Scale Based Regulation) Directions, 2023 and the Non-Banking Financial Companies Acceptance of Public Deposits (Reserve Bank) Directions, 2016. In addition to these regulations, NBFCs are also governed by various circulars, notifications, guidelines and directions issued by the RBI from time to time.

The major regulations governing our Company are detailed below:

In terms of the Master Direction- Reserve Bank of India (Non-Banking Financial Company – Scale Based Regulation) Directions, 2023 dated October 19, 2023 (“RBI Master Directions”), NBFCs have been categorised into following four layers based on their size, activity, and perceived riskiness by the RBI:

- i) NBFC- Base Layer (“NBFC-BL”);
- ii) NBFC- Middle Layer (“NBFC-ML”);
- iii) NBFC- Upper layer (“NBFC-UL”); and
- iv) NBFC- Top Layer (“NBFC-TL”)

The NBFC- BL comprise of (a) non-deposit taking NBFCs below the asset size of ₹ 1,000 crore and (b) NBFCs undertaking the following activities- (i) NBFC-Peer to Peer Lending Platform (NBFC-P2P), (ii) NBFC-Account Aggregator (NBFC-

AA), (iii) Non-Operative Financial Holding Company (NOFHC) and (iv) NBFCs not availing public funds and not having any customer interface.

The NBFC- ML consist of (a) all deposit taking NBFCs (“NBFC-Ds”), irrespective of asset size, (b) non-deposit taking NBFCs with asset size of ₹ 1,000 crore and above and (c) NBFCs undertaking the following activities (i) Standalone Primary Dealers (SPDs)– (ii) Infrastructure Debt Fund - Non-Banking Financial Companies (IDF-NBFCs), (iii) Core Investment Companies (CICs), (iv) Housing Finance Companies (HFCs) and (v) Infrastructure Finance Companies (NBFC-IFCs).

The NBFC-UL comprise of those NBFCs which are specifically identified by RBI as warranting enhanced regulatory requirement based on a set of parameters and scoring methodology as provided in appendix to RBI Master Directions. The top ten eligible NBFCs in terms of their asset size shall always reside in the upper layer, irrespective of any other factor.

The NBFC-TL will ideally remain empty. This layer can get populated if RBI is of the opinion that there is a substantial increase in the potential systemic risk from specific NBFC-Upper Layer. Such NBFC shall move to the NBFC-Top Layer.

As on date of filing of this Tranche IV Prospectus the Company falls under the category of NBFC-ML, as its assets size is above ₹ 1,000 crore, as per the last audited balance sheet.

#### *Rating of NBFCs*

Pursuant to the RBI Master Directions, all applicable NBFCs are required to furnish information about downgrading / upgrading of assigned rating of any financial product issued by them, within fifteen days of such a change in rating, to the regional office of the RBI under whose jurisdiction their registered office is functioning.

#### *Prudential Norms*

The RBI Master Directions amongst other requirements prescribe guidelines regarding capital requirement, income recognition, asset classification, provisioning requirements, capital adequacy requirements, concentration of credit/ investment, etc.

#### *Provisioning Requirements*

Every applicable NBFC after taking into account the time lag between an account becoming non-performing, its recognition as such, the realisation of the security and erosion overtime in the value of the security charged, shall make provisions against sub-standard assets, doubtful assets and loss assets in the manner provided for in the RBI Master Directions.

In the interests of counter cyclicity and so as to ensure that NBFCs create a financial buffer to protect them from the effect of economic downturns, RBI vide its circular no. DNBS.PD.CC. No.207/ 03.02.002 /2010-11 dated January 17, 2011, introduced provisioning for standard assets by all NBFCs at the rate of 0.25 per cent of the outstanding standard assets. Subsequently, RBI vide its circular no. DNBR (PD) CC No. 037/03.01.001/2014-15 dated June 03, 2015 raised the provision for standard assets to 0.40 per cent to be met by March 2018. The general provisions on standard assets are not reckoned for arriving at Net NPAs. However, the general provisions towards standard assets are not needed to be netted from gross advances but shall be shown separately as ‘Contingent Provisions against Standard Assets in the balance sheet. NBFCs are allowed to include the ‘General Provisions on Standard Assets’ in Tier 2 Capital which together with other ‘general provisions/ loss reserves’ will be admitted as Tier 2 Capital only up to a maximum of 1.25 per cent of the total risk-weighted assets.

#### *Capital Adequacy Norms*

In terms of the RBI Master Directions, NBFCs – Middle Layer are required to maintain, a minimum capital ratio consisting of Tier 1 and Tier 2 capital which shall not be less than 15% of its aggregate risk weighted assets on balance sheet and risk adjusted value of off-balance sheet items. The Tier 1 capital in respect of NBFCs – Middle Layer (except NBFC-MFI and NBFC primarily engaged in lending against gold jewellery), at any point of time, shall not be less than 10 per cent.

“Tier 1 Capital” means owned fund as reduced by investment in shares of other non-banking financial companies and in shares, debentures, bonds, outstanding loans and advances including hire purchase and lease finance made to and deposits with subsidiaries and companies in the same group exceeding, in aggregate, ten per cent of the owned fund; and perpetual debt instruments issued by a non-deposit taking non-banking financial company in each year to the extent it does not exceed 15 per cent of the aggregate Tier 1 Capital of such company as on March 31 of the previous accounting year.

*Owned Funds* are defined as paid-up equity capital, preference shares which are compulsorily convertible into equity, free reserves, balance in share premium account; capital reserve representing surplus arising out of sale proceeds of asset, excluding reserves created by revaluation of assets; less accumulated loss balance, book value of intangible assets and deferred revenue expenditure, if any.



Tier 2 Capital includes the following (a) preference shares other than those which are compulsorily convertible into equity; (b) revaluation reserves at discounted rate of 55%; (c) general provisions (including that for standard assets) and loss reserves to the extent these are not attributable to actual diminution in value or identifiable potential loss in any specific asset and are available to meet unexpected losses, to the extent of one-and-one-fourth percent of risk weighted assets; (d) hybrid debt capital instruments; and (e) subordinated debt; and (f) perpetual debt instrument issued by non-deposit taking non-banking financial company, which is in excess of what qualifies for Tier 1 Capital, to the extent that the aggregate does not exceed Tier 1 Capital.

*Hybrid debt* means, capital instrument, which possess certain characteristics of equity as well as debt.

*Subordinated debt* means an instrument, which is fully paid up, is unsecured and is subordinated to the claims of other creditors and is free from restrictive clauses and is not redeemable at the instance of the holder or without the consent of the supervisory authority of the NBFC. The book value of such instrument is subjected to discounting as prescribed under the RBI Master Directions and to the extent such discounted value does not exceed fifty percent of Tier 1 capital.

#### *Asset Classification*

The RBI Master Directions require that every applicable NBFC shall, after taking into account the degree of well-defined credit weaknesses and extent of dependence on collateral security for realisation, classify its lease/hire purchase assets, loans and advances and any other forms of credit into the following classes:

- Standard assets;
- Sub-standard Assets;
- Doubtful Assets; and
- Loss assets

Further, such class of assets would not be entitled to be upgraded merely as a result of rescheduling, unless it satisfies the conditions required for such upgradation. At present every NBFC-ML is required to make a general provision for standard assets at 0.40 per cent.

#### *Other stipulations on policies*

Applicable NBFCs are required to frame board approved policies *inter alia* including, (i) a policy for demand and call loan; (ii) liquidity risk management policy; (iii) policy on outsourcing; (iv) fair practice code; (v) policies under the Information Technology Framework for the NBFC Sector; (vi) interest rate model policy; (vii) investment policy; (viii) know you customer/ anti-money laundering policy; (ix) policy for ascertaining the fit and proper criteria of the directors at the time of appointment, and on a continuing basis.

The prudential norms also specifically prohibit NBFCs from lending against its own shares.

#### *Net Owned Fund*

Section 45-IA of the RBI Act provided that to carry on the business of a NBFC, an entity would have to register as an NBFC with the RBI and would be required to have a minimum net owned fund of ₹200 lakh. However, the net owned fund requirement has been incrementally revised by the RBI Master Directions. RBI Master Directions stipulates the glided path to minimum net owned fund requirement of ₹ 500 lakh by March 31, 2025 and ₹ 1,000 lakh by March 31, 2027 by the NBFCs with customer interface or public funds.

#### *Reserve Fund*

In addition to the above, Section 45-IC of the RBI Act requires NBFCs (unless specifically exempted by RBI) to create a reserve fund and transfer therein a sum of not less than 20% of its net profits earned annually before declaration of dividend. Such sum cannot be appropriated by the NBFC except for the purpose as may be specified by the RBI from time to time and every such appropriation is required to be reported to the RBI within 21 days from the date of such appropriation.

Information with respect to change of address, directors, auditors, etc. to RBI

Applicable NBFCs are required to inform the RBI (Regional Office of the Department of Supervision of the Bank) of any change in the address, telephone no's, etc. of its registered office, names and addresses of its directors/auditors, names and designations of its principal officers, the specimen signatures of its authorised signatories, within one month from the occurrence of such an event.

*Reserve Bank of India (Know Your Customer (KYC)) Master Directions, 2016 dated February 25, 2016, as amended (“RBI KYC Directions”) and Prevention of Money-Laundering Act, 2002*

The RBI KYC Directions have been extended inter-alia to all NBFCs, and in terms of the RBI KYC Directions, every entity regulated thereunder is required to formulate a KYC policy which is duly approved by the board of directors of such entity or a duly constituted committee thereof. The KYC policy formulated in terms of the RBI KYC Directions is required to include four key elements, being customer acceptance policy, risk management, customer identification procedures and monitoring of transactions. It is advised that all NBFC’s adopt the same with suitable modifications depending upon the activity undertaken by them and ensure that a proper policy framework of anti-money laundering measures is put in place, to ensure adherence to RBI KYC Directions.

Further, all NBFCs are required to adhere to provisions of Prevention of Money-Laundering Act, 2002, the Prevention of Money-Laundering (Maintenance of Records) Rules, 2005, and rules, circulars and regulations issued thereunder, as amended from time to time. The NBFCs are required to introduce a system of maintaining proper record of transactions prescribed under Rule 3 of Prevention of Money Laundering (Maintenance of Records) Rules, 2005

#### *Accounting Standards & Accounting policies*

NBFCs that are required to implement Indian Accounting Standards (“**Ind AS**”) as per the Companies (Indian Accounting Standards) Rules, 2015 (“**Accounting Standard Rules**”) shall prepare their financial statements in accordance with Ind AS notified by the Government of India and shall comply with the regulatory guidance specified in the RBI Master Directions. Disclosure requirements for notes to accounts specified in the RBI Master Directions shall continue to apply. The Ministry of Corporate Affairs (“**MCA**”), in its press release dated January 18, 2016, issued a roadmap for implementation of Ind AS converged with IFRS for non-banking financial companies, scheduled commercial banks, insurers, and insurance companies. RBI vide its circular dated February 11, 2016, inter alia specified that scheduled commercial banks (excluding RRBs) shall follow the Indian Accounting Standards as notified under the Companies (Indian Accounting Standards) Rules, 2015, subject to any guideline or direction issued by the Reserve Bank in this regard in the manner provided in the said circular. The Accounting Standard Rules were subsequently amended by MCA Notification dated March 30, 2016. Ind AS is applicable to our Company with effect from April 1, 2020.

#### *Implementation of Indian Accounting Standards: RBI Notification*

The Reserve bank of India vide notification number RBI/2019-20/170 DOR (NBFC).CC.PD.No.109/22.10.106/ 2019-20 dated March 13, 2020 framed regulatory guidance on Ind AS which is applicable on Ind AS implementing NBFCs and Asset Reconstruction Companies (ARCs) for preparation of their financial statements from financial year 2019-20 onwards. These guidelines focus on the need to ensure consistency in the application of the accounting standards in specific areas, including asset classification and provisioning, and provide clarifications on regulatory capital in the light of Ind AS implementation.

#### *Master Direction- Non-Banking Financial Company Returns (Reserve Bank) Directions, 2016*

The directions lists down detailed instructions in relation to submission of returns, including their periodicity, reporting time, due date, purpose and the requirement of filing such returns by various categories of NBFCs.

#### *Implementation of Green Initiative of the Government*

All applicable NBFCs are required take proactive steps for increasing the use of electronic payment systems, elimination of post-dated cheques and gradual phase-out of cheques in their day to day business transactions which would result in more cost-effective transactions and faster and accurate settlements.

#### *Guidelines for Appointment of Statutory Central Auditors (SCAs)/Statutory Auditors (SAs) of Commercial Banks (excluding RRBs), UCBs and NBFCs (including HFCs) dated April 27, 2021*

The circular puts in place regulations for ensuring independence of auditors, avoiding conflict of interest in auditor’s appointments and to improve the quality and standards of audit in RBI Regulated Entities.

#### *Master Direction – Non-Banking Financial Companies Auditor’s Report (Reserve Bank) Directions, 2016*

In addition to the report made by the auditor under Section 143 of the Companies Act, 2013 on the accounts of an NBFC , the auditor shall make a separate report to the Board of Directors of the company on *inter alia* examination of validity of certificate of registration obtained from the RBI, whether the NBFC is entitled to continue to hold such certificate of registration in terms of its Principal Business Criteria (financial asset / income pattern) as on 31<sup>st</sup> March of the applicable year, whether the NBFC is meeting the required net owned fund requirement, whether the board of directors has passed a resolution for non-acceptance of public deposits, whether the company has accepted any public deposits during the

applicable year, whether the company has complied with the prudential norms relating to income recognition, accounting standards, asset classification and provisioning for bad and doubtful debts as applicable to it, whether the capital adequacy ratio as disclosed in the return submitted to the RBI in NBS-7 (DNBS03), has been correctly arrived at and whether such ratio is in compliance with the minimum CRAR prescribed by RBI, whether the company has furnished to RBI the annual statement of capital funds, risk assets/exposures and risk asset ratio within the stipulated period.

Where the statement regarding any of the items referred in the auditor certificate above, is unfavorable or qualified, or in the opinion of the auditor the company has not complied with the regulations issued by RBI, it shall be the obligation of the auditor to make a report containing the details of such unfavourable or qualified statements and/or about the non-compliance, as the case may be, in respect of the company to the concerned Regional Office of the Department of Non-Banking Supervision of the RBI under whose jurisdiction the registered office of the company is located.

#### *Risk-Based Internal Audit (RBIA)*

An independent and effective internal audit function in a financial entity provides vital assurance to the board of directors and its senior management of NBFC regarding the quality and effectiveness of the entity's internal control, risk management and governance framework. The essential requirements for a robust internal audit function include, inter alia, sufficient authority, proper stature, independence, adequate resources and professional competence. RBI vide its circular dated February 03, 2021, *inter-alia* mandated all non-deposit taking NBFCs (including Core Investment Companies) with asset size of ₹ 5,000 crore and above to implement the RBIA framework by March 31, 2022.

#### *Master Direction on Information Technology Framework for the NBFC Sector, 2017*

All NBFCs shall have a board approved Information Technology policy/Information system policy. This policy may be designed considering the basic standards stipulated in the said directions.

In November 2023, the RBI issued the Reserve Bank of India (Information Technology Governance, Risk, Controls and Assurance Practices) Directions, 2023 which will come into effect from April 01, 2024. These directions incorporate, consolidate and update the guidelines, instructions and circulars on IT Governance, Risk, Controls, Assurance Practices and Business Continuity/ Disaster Recovery Management. Accordingly, the Master Direction on Information Technology Framework for the NBFC Sector, 2017 will stand repealed with effect from April 01, 2024 for NBFC – Middle Layer, NBFC – Upper Layer and NBFC – Top Layer.

#### *Master Direction - Monitoring of Frauds in NBFCs (Reserve Bank) Directions, 2016*

RBI has issued Monitoring of Frauds in NBFCs (Reserve Bank) Directions, 2016 ("Fraud Directions, 2016"). As per the Fraud Directions, 2016, NBFCs are required to put in place a reporting system for recording frauds without any delay. NBFCs are required to fix staff accountability in respect of delays in reporting of fraud cases to the RBI. In order to maintain uniformity in reporting frauds, the Fraud Directions, 2016, prescribe the manner of classification of frauds. Such NBFCs are required to report frauds committed to various bodies like the board, the audit committee, the RBI and the police authorities, depending on the amount involved in the fraud. In terms of the Fraud Directions, 2016 such NBFCs shall disclose the amount related to fraud reported by the NBFC for the year in their balance sheet.

#### *Directions on Managing Risks and Code of Conduct in Outsourcing of Financial Services by NBFCs*

With a view to put in place necessary safeguards applicable to outsourcing of activities by NBFCs, the RBI has issued directions on managing risks and code of conduct in outsourcing of financial services by NBFCs ("Outsourcing Directions"). The Outsourcing Directions specify that core management functions including internal audit, strategic and compliance functions, decision making functions such as determining compliance with KYC norms, according sanction for loans, shall not be outsourced by NBFCs. However, for NBFCs in a group/conglomerate, these functions may be outsourced within the group subject to compliance with instructions in the Outsourcing Directions. Further, while internal audit function itself is a management process, the internal auditors can be on contract.

#### *Fair practice code*

Applicable NBFCs having customer interface should mandatorily adopt the guidelines on fair practices to be adhered to while conducting business. The guidelines require that all communications to the borrower shall be in the vernacular language or a language as understood by the borrower. Also, loan application forms shall include necessary information which affects the interest of the borrower, so that a meaningful comparison with the terms and conditions offered by other NBFCs can be made and informed decision can be taken by the borrower. Such NBFCs should also give notice to the borrower in the vernacular language or a language as understood by the borrower of any change in the terms and conditions including disbursement schedule, interest rates, service charges, prepayment charges etc. Such NBFCs shall also ensure that changes in interest rates and charges are effected only prospectively.

In order to regulate charging of excessive interest rates, applicable NBFCs are required to adopt an interest rate model. The rate of interest and the approach for gradations of risk and rationale for charging different rate of interest to different categories of borrowers shall be explicitly disclosed to the borrower. In the matter of recovery of loans, such NBFCs shall not resort to undue harassment methods which include persistently bothering the borrowers at odd hours, use muscle power for recovery of loans etc. Such NBFCs shall also ensure that the staffs are adequately trained to deal with the customers in an appropriate manner.

Also, NBFC-ML are required to lay down an appropriate grievance redressal mechanism within the organisation.

#### *Ombudsman scheme for customers of NBFCs*

The RBI has on November 12, 2021 introduced the Reserve Bank - Integrated Ombudsman Scheme, 2021 (the “Scheme”). The Scheme integrates three ombudsman schemes of RBI namely, (i) the Banking Ombudsman Scheme, 2006; (ii) the Ombudsman Scheme for Non-Banking Financial Companies, 2018; and (iii) the Ombudsman Scheme for Digital Transactions, 2019. The Scheme makes ‘deficiency in services’ as ground for filing complaints with certain exceptions.

The responsibility of representing the NBFC and furnishing information in respect of complaints filed by customers against the NBFC would be that of the principal nodal officer in the rank of a general manager or equivalent. The NBFC will not have the right to appeal in cases where an award is issued by the ombudsman against it on account of non-response or non-furnishing of information sought within stipulated time.

A complaint may be lodged online through the portal designed for the purpose (<https://cms.rbi.org.in>). The complaint may also be submitted through electronic or physical mode to the Centralised Receipt and Processing Centre as notified by the RBI. The ombudsman is entitled to call for certified copy of documents from the NBFC and the ombudsman is required to maintain confidentiality in relation to the same. The proceedings before the ombudsman shall be summary in nature. The Ombudsman’s award shall contain, inter alia, the direction, if any, to the NBFC for specific performance of its obligations and in addition to or otherwise, the amount, if any, to be paid by the NBFC to the complainant by way of compensation for any loss suffered by the complainant.

#### *Asset Liability Management*

Under the terms of the RBI Master Directions, non-deposit accepting NBFCs having an asset base of ₹100 crore or more are required to comply with the RBI Guidelines on Liquidity Risk Management Framework (“LRM Framework”). The RBI has prescribed the Guidelines for asset liability management (“ALM”) system in relation to NBFCs through LRM Framework. The LRM Framework provides that in order to ensure sound and robust liquidity risk management system, the board of directors of the NBFC shall frame a liquidity risk management framework which ensures that it maintains sufficient liquidity, including a cushion of unencumbered, high quality liquid assets to withstand a range of stress events, including those involving the loss or impairment of both unsecured and secured funding sources.

The liquidity risk management policy should spell out the entity-level liquidity risk tolerance; funding strategies; prudential limits; system for measuring, assessing and reporting/ reviewing liquidity; framework for stress testing; liquidity planning under alternative scenarios/formal contingent funding plan; nature and frequency of management reporting; periodical review of assumptions used in liquidity projection; etc. A desirable organizational set up for liquidity risk management shall include (a) Board of Directors who shall have the overall responsibility for management of liquidity risk, (b) the risk management committee (“RMC”) consisting of chief executive officer (“CEO”) / managing director (“MD”) and heads of various risk verticals, who shall be responsible for evaluating the overall risks faced by the NBFC including liquidity risk, (c) asset liability management committee (“ALCO”) consisting of the NBFC’s top management shall be responsible for ensuring adherence to the risk tolerance/limits set by the board of directors as well as implementing the liquidity risk management strategy of the NBFC.

The CEO/ MD or the Executive Director (ED) should head the ALCO. The role of the ALCO with respect to liquidity risk should include, *inter alia*, decision on desired maturity profile and mix of incremental assets and liabilities, sale of assets as a source of funding, the structure, responsibilities and controls for managing liquidity risk, and overseeing the liquidity positions of all branches, (d) asset liability management support group (“ALM Support Group”) consisting of the operating staff responsible for analysing, monitoring and reporting the liquidity risk profile to the ALCO. The maturity profile as prescribed in the directions could be used for measuring the future cash flows of NBFCs in different time buckets. Within each time bucket, there could be mismatches depending on cash inflows and outflows. While the mismatches up to one year would be relevant since these provide early warning signals of impending liquidity problems, the main focus shall be on the short-term mismatches, viz., 1-30/ 31 days. The net cumulative negative mismatches in the statement of structural liquidity in the maturity buckets 1-7 days, 8-14 days, and 15-30 days shall not exceed 10 percent, 10 percent and 20 percent of the cumulative cash outflows in the respective time buckets. NBFCs, however, are expected to monitor their cumulative mismatches (running total) across all other time buckets upto 1 year by establishing internal prudential limits with the approval of the board of directors. NBFCs shall also adopt the above cumulative mismatch limits

for their structural liquidity statement for consolidated operations. Other than liquidity risk the applicable NBFC has to manage currency risk and interest rate risk under the terms of LRM Framework.

#### *Guidelines on Digital Lending and Guidelines on Default Loss Guarantee (DLG) in Digital Lending*

RBI on September 2, 2022 issued Guidelines on Digital Lending. The Guidelines on Digital Lending are applicable to all Commercial Banks, Primary (Urban) Co-operative Banks, State Co-operative Banks, District Central Co-operative Banks; and NBFCs. The Guidelines on Digital Lending prescribe guidelines w.r.t. Customer Protection and Conduct, Collection of fees, charges, Disclosures to borrowers, Grievance Redressal, Assessing the borrower's creditworthiness, Cooling off/look-up period, Due diligence and other requirements with respect to lending service providers engaged by the regulated entity, Technology and Data Requirement, Storage of Data, Comprehensive privacy policy, Technology standards, Reporting to Credit Information Companies and Loss sharing arrangement in case of default. The RBI guidelines on DLG, inter-alia governs arrangements between regulated entities (REs) and lending service providers (LSPs) or between two REs involving DLG.

#### *The Recovery of Debts due to Banks and Financial Institutions Act, 1993*

The Recovery of Debts due to Banks and Financial Institutions Act, 1993 (the "DRT Act") provides for establishment of the Debts Recovery Tribunals (the "DRTs") for expeditious adjudication and recovery of debts due to banks and public financial institutions or to a consortium of banks and public financial institutions. Under the DRT Act, the procedures for recovery of debt have been simplified and time frames have been fixed for speedy disposal of cases. The DRT Act lays down the rules for establishment of DRTs, procedure for making application to the DRTs, powers of the DRTs and modes of recovery of debts determined by DRTs. These include attachment and sale of movable and immovable property of the defendant, arrest of the defendant and his detention in prison and appointment of receiver for management of the movable or immovable properties of the defendant.

The DRT Act also provides that a bank or public financial institution having a claim to recover its debt, may join an ongoing proceeding filed by some other bank or public financial institution, against its debtor, at any stage of the proceedings before the final order is passed, by making an application to the DRT.

#### *The Securitisation and Reconstruction of Financial Assets and Enforcement of Security Interest Act, 2002 ("SARFAESI Act")*

The SARFAESI Act regulates the securitization and reconstruction of financial assets of banks and financial institutions. The RBI has issued guidelines to banks and financial institutions on the process to be followed for sales of financial assets to asset reconstruction companies. These guidelines provide that a bank or a financial institution or an NBFC may sell financial assets to an asset reconstruction company provided the asset is a Non - Performing Asset ("NPA"). Securitisation Companies and Reconstruction Companies ("SCs/RCs") are required to obtain, for the purpose of enforcement of security interest, the consent of secured creditors holding not less than 60 per cent of the amount outstanding to a borrower as against 75 per cent. While taking recourse to the sale of secured assets in terms of Section 13(4) of the SARFAESI Act, a SC/RC may itself acquire the secured assets, either for its own use or for resale, only if the sale is conducted through a public auction.

As per the SARFAESI Amendment Act of 2004, the constitutional validity of which was upheld in a recent Supreme Court ruling, non-performing assets have been defined as an asset or account of a borrower, which has been classified by a bank or financial institution as sub-standard, doubtful or loss asset in accordance with directions or guidelines issued by the RBI. In case the bank or financial institution is regulated by a statutory body/authority, NPAs must be classified by such bank in accordance with guidelines issued by such regulatory authority. The RBI has issued guidelines on classification of assets as NPAs. Further, these assets are to be sold on a "without recourse" basis only.

The SARFAESI Act provides for the acquisition of financial assets by Securitization Company or Reconstruction Company from any bank or financial institution on such terms and conditions as may be agreed upon between them. A securitization company or reconstruction company having regard to the guidelines framed by the RBI may, for the purposes of asset reconstruction, provide for measures such as the proper management of the business of the borrower by change in or takeover of the management of the business of the borrower, the sale or lease of a part or whole of the business of the borrower and certain other measures such as rescheduling of payment of debts payable by the borrower; enforcement of security.

Additionally, under the provisions of the SARFAESI Act, any securitisation company or reconstruction company may act as an agent for any bank or financial institution for the purpose of recovering its dues from the borrower on payment of such fee or charges as may be mutually agreed between the parties.

Various provisions of the SARFAESI Act have been amended by the Enforcement of Security Interest and Recovery of Debt Laws and Miscellaneous Provisions (Amendment) Act, 2016 as also the Insolvency and Bankruptcy Code, 2016

(which amended S.13 of SARFAESI). As per this amendment, the Adjudicating Authority under the Insolvency and Bankruptcy Code, 2016 shall by order declare moratorium for prohibiting inter alia any action to foreclose, recover or enforce any security interest created by the corporate debtor in respect of its property including any action under the SARFAESI Act.

Further, in accordance with Ministry of Finance notification no. S.O. 856(E) dated February 24, 2020, the eligibility limit for to enforcement of security interest with respect to secured debt recovery by NBFCs (having assets worth ₹ 10,000 lakh and above) has been reduced from ₹ 100 lakh to ₹ 50 lakh.

#### *Insolvency and Bankruptcy Code, 2016*

The Insolvency and Bankruptcy Code, 2016 (Bankruptcy Code) was notified on August 5, 2016. The Bankruptcy Code offers a uniform and comprehensive insolvency legislation encompassing all companies, partnerships and individuals (other than financial firms). It allows creditors to assess the viability of a debtor as a business decision and agree upon a plan for its revival or a speedy liquidation. The Bankruptcy Code creates a new institutional framework, consisting of a regulator, insolvency professionals, information utilities and adjudicatory mechanisms, which will facilitate a formal and time-bound insolvency resolution and liquidation process.

RBI *vide* its circular dated June 7, 2019, laid down the Prudential Framework for Resolution of Stressed Assets whereby prescribing the regulatory approach for resolution of stressed assets inter alia by: (i) early recognition and reporting of default by banks, financial institutions and NBFCs in respect of large borrowers; (ii) Affording complete discretion to lenders with regard to design and implementation of resolution plans, in supersession of earlier resolution schemes (S4A, SDR, 5/25 etc.), subject to the specified timeline and independent credit evaluation; (iii) Laying down a system of disincentives in the form of additional provisioning for delay in implementation of resolution plan or initiation of insolvency proceedings; (iv) Withdrawal of asset classification dispensations on restructuring. Future upgrades to be contingent on a meaningful demonstration of satisfactory performance for a reasonable period; and (v) Requiring the mandatory signing of an inter-creditor agreement (ICA) by all lenders, which will provide for a majority decision making criteria. MCA *vide* notification dated November 15, 2019, issued the Insolvency and Bankruptcy (Insolvency and Liquidation Proceedings of Financial Service Providers and Application to Adjudicating Authority) Rules, 2019 (“FSP Rules”) inter alia governing the corporate insolvency resolution process and liquidation process of Financial Service Providers (FSPs) under the Bankruptcy Code. The issuance of the FSP Rules has made viable and unified resolution process accessible for the FSPs and their creditors with some procedural differences.

#### *Companies Act, 2013*

The Companies Act, 2013 (“Companies Act”) has been notified by the Government of India on August 30, 2013 (the “Notification”).

The Companies Act provides for, among other things, changes to the regulatory framework governing the issue of capital by companies, corporate governance, audit procedures, corporate social responsibility, requirements for independent directors, director’s liability, class action suits, and the inclusion of women directors on the boards of companies. The Companies Act is complemented by a set of rules that set out the procedure for compliance with the substantive provisions of the Companies Act

#### *Shops and Establishments legislations in various states*

The provisions of various Shops and Establishments legislations, as applicable, regulate the conditions of work and employment in shops and commercial establishments and generally prescribe obligations in respect of inter-alia registration, opening and closing hours, daily and weekly working hours, holidays, leave, health, termination of services and safety measures and wages for overtime work.

#### *Labour Laws*

India has stringent labour related legislations. The Company is required to comply with certain labour laws, which include the Employees’ Provident Funds and Miscellaneous Provisions Act 1952, Employees’ State Insurance Act, 1948, the Minimum Wages Act, 1948, the Payment of Bonus Act, 1965, Workmen Compensation Act, 1923, the Payment of Gratuity Act, 1972, Maternity Benefit Act, 1961 and the Payment of Wages Act, 1936, amongst others.

#### *Intellectual Property*

Intellectual Property in India enjoys protection under both common law and statute. Under statute, India provides for patent protection under the Patents Act, 1970, copyright protection under the Copyright Act, 1957 and trademark protection under the Trademarks Act, 1999. The above enactments provide for protection of intellectual property by imposing civil and criminal liability for infringement.

### *Other Regulations*

Our Company is required to comply with the provisions of the Companies Act, SEBI Listing Regulations, various circulars and notifications issued by SEBI as applicable, labour laws, shops and establishment acts, various tax related legislations and other applicable statutes for its day-to-day operations.

## OTHER REGULATORY AND STATUTORY DISCLOSURES

### Issuer's Absolute Responsibility

*"The issuer, having made all reasonable inquiries, accepts responsibility for and confirms that this placement memorandum contains all information with regard to the issuer and the issue which is material in the context of the issue, that the information contained in the placement memorandum is true and correct in all material aspects and is not misleading, that the opinions and intentions expressed herein are honestly stated and that there are no other facts, the omission of which make this document as a whole or any of such information or the expression of any such opinions or intentions misleading in any material respect."*

### Authority for the Issue

At the meeting of the Board of Directors of our Company, held on May 22, 2023, the Directors approved the issue of NCDs to the public, upto an amount not exceeding ₹ 170,000 lakhs including a green shoe option, in one or more tranches, and the Stock Allotment Committee has approved this Tranche IV Issue vide its resolution dated March 20, 2024. Further, the present borrowing is within the borrowing limits under Section 180(1)(c) of the Companies Act, 2013 duly approved by the shareholders at the AGM held on September 28, 2022.

### Prohibition by SEBI

Our Company, persons in control of our Company, Directors of our Company and/or our Promoters have not been restrained, prohibited or debarred by SEBI from accessing the securities market or dealing in securities and no such order or direction is in force. Further, no member of our promoter group has been prohibited or debarred by SEBI from accessing the securities market or dealing in securities due to fraud.

### Categorisation as a Wilful Defaulter

Our Company, our Directors and/or our Promoters have not been categorised as a Wilful Defaulter nor are they in default of payment of interest or repayment of principal amount in respect of debt securities issued to the public, for a period of more than six-months.

### Declaration as a Fugitive Economic Offender

None of our Promoters or Directors have been declared as a Fugitive Economic Offender.

### Other confirmations

None of our Company or our Directors or our Promoters, or person(s) in control of our Company was a promoter, director or person in control of any company which was delisted within a period of ten years preceding the date of this Tranche IV Prospectus, in accordance with Clause 40 (1) (b) of Chapter V of the SEBI Delisting Regulations.

No regulatory action is pending against the Issuer or its Promoters or Directors before SEBI or the Reserve Bank of India.

The Company confirms that there are no fines or penalties levied by SEBI or the Stock Exchange pending to be paid by the Company as on the date of this Tranche IV Prospectus.

**VARDHMAN TRUSTEESHIP PRIVATE LIMITED HAS FURNISHED TO STOCK EXCHANGE A DUE DILIGENCE CERTIFICATE DATED MARCH 27, 2024, AS PER THE FORMAT SPECIFIED IN SEBI DEBENTURE TRUSTEE MASTER CIRCULAR WHICH READS AS FOLLOWS:**

- 1. WE HAVE EXAMINED DOCUMENTS PERTAINING TO THE SAID ISSUE AND OTHER SUCH RELEVANT DOCUMENTS.**
- 2. ON THE BASIS OF SUCH EXAMINATION AND OF THE DISCUSSIONS WITH THE ISSUER, ITS DIRECTORS AND OTHER OFFICERS, OTHER AGENCIES AND ON INDEPENDENT VERIFICATION OF THE VARIOUS RELEVANT DOCUMENTS.**

**WE CONFIRM THAT:**



- A. THE ISSUER HAS MADE ADEQUATE PROVISIONS FOR AND/OR HAS TAKEN STEPS TO PROVIDE FOR ADEQUATE SECURITY FOR THE DEBT SECURITIES TO BE ISSUED.**
- B. THE ISSUER HAS OBTAINED THE PERMISSIONS / CONSENTS NECESSARY FOR CREATING SECURITY ON THE SAID PROPERTY(IES).**
- C. THE ISSUER HAS MADE ALL THE RELEVANT DISCLOSURES ABOUT THE SECURITY AND ALSO ITS CONTINUED OBLIGATIONS TOWARDS THE HOLDERS OF DEBT SECURITIES.**
- D. ISSUER HAS ADEQUATELY DISCLOSED ALL CONSENTS/PERMISSIONS REQUIRED FOR CREATION OF FURTHER CHARGE ON ASSETS IN OFFER DOCUMENT/PRIVATE PLACEMENT MEMORANDUM / INFORMATION MEMORANDUM AND ALL DISCLOSURES MADE IN THE OFFER DOCUMENT/PRIVATE PLACEMENT MEMORANDUM / INFORMATION MEMORANDUM WITH RESPECT TO CREATION OF SECURITY ARE IN CONFORMANCE WITH THE CLAUSES OF DEBENTURE TRUSTEE AGREEMENT.**
- E. ISSUER HAS DISCLOSED ALL COVENANTS PROPOSED TO BE INCLUDED IN DEBENTURE TRUSTEE DEED (INCLUDING ANY SIDE LETTER, ACCELERATED PAYMENT CLAUSE ETC.), OFFER DOCUMENT/PRIVATE PLACEMENT MEMORANDUM.**
- F. ISSUER HAS GIVEN AN UNDERTAKING THAT CHARGE SHALL BE CREATED IN FAVOUR OF DEBENTURE TRUSTEE AS PER TERMS OF ISSUE BEFORE FILING OF LISTING APPLICATION.**

Our Company has submitted the due diligence certificate from Debenture Trustee to the Stock Exchange as per format specified in Schedule IV of the SEBI NCS Regulations.

#### **Disclaimer Clause of SEBI**

**IT IS TO BE DISTINCTLY UNDERSTOOD THAT FILING OF THE OFFER DOCUMENT TO THE SECURITIES AND EXCHANGE BOARD OF INDIA (SEBI) SHOULD NOT IN ANY WAY BE DEEMED OR CONSTRUED THAT THE SAME HAS BEEN CLEARED OR APPROVED BY SEBI. SEBI DOES NOT TAKE ANY RESPONSIBILITY EITHER FOR THE FINANCIAL SOUNDNESS OF ANY SCHEME OR THE PROJECT FOR WHICH THE TRANCHE IV ISSUE IS PROPOSED TO BE MADE OR FOR THE CORRECTNESS OF THE STATEMENTS MADE OR OPINIONS EXPRESSED IN THE OFFER DOCUMENT. THE LEAD MANAGER(S) HAS CERTIFIED THAT THE DISCLOSURES MADE IN THE OFFER DOCUMENT ARE GENERALLY ADEQUATE AND ARE IN CONFORMITY WITH THE REGULATIONS. THIS REQUIREMENT IS TO FACILITATE INVESTORS TO TAKE AN INFORMED DECISION FOR MAKING INVESTMENT IN THE PROPOSED TIME.**

**IT SHOULD ALSO BE CLEARLY UNDERSTOOD THAT WHILE THE ISSUER IS PRIMARILY RESPONSIBLE FOR THE CORRECTNESS, ADEQUACY AND DISCLOSURE OF ALL RELEVANT INFORMATION IN THE OFFER DOCUMENT, THE LEAD MERCHANT BANKER IS EXPECTED TO EXERCISE DUE DILIGENCE TO ENSURE THAT THE ISSUER DISCHARGES ITS RESPONSIBILITY ADEQUATELY IN THIS BEHALF AND TOWARDS THIS PURPOSE, THE LEAD MERCHANT BANKER SMC CAPITALS LIMITED, HAS FURNISHED TO SEBI A DUE DILIGENCE CERTIFICATE DATED MARCH 28, 2024, WHICH READS AS FOLLOWS:**

- 1. WE CONFIRM THAT NEITHER THE ISSUER NOR ITS PROMOTERS OR DIRECTORS HAVE BEEN PROHIBITED FROM ACCESSING THE CAPITAL MARKET UNDER ANY ORDER OR DIRECTION PASSED BY THE BOARD. WE ALSO CONFIRM THAT NONE OF THE INTERMEDIARIES NAMED IN THE OFFER DOCUMENT HAVE BEEN DEBARRED FROM FUNCTIONING BY ANY REGULATORY AUTHORITY.**
- 2. WE CONFIRM THAT ALL THE MATERIAL DISCLOSURES IN RESPECT OF THE ISSUER HAVE BEEN MADE IN THE OFFER DOCUMENT AND CERTIFY THAT ANY MATERIAL DEVELOPMENT IN THE TRANCHE IV ISSUE OR RELATING TO THE TRANCHE IV ISSUE UP TO THE COMMENCEMENT OF LISTING AND TRADING OF THE SECURITIES OFFERED THROUGH THIS ISSUE SHALL BE INFORMED THROUGH PUBLIC NOTICES/ ADVERTISEMENTS IN ALL THOSE NEWSPAPERS IN WHICH PRE ISSUE ADVERTISEMENT AND ADVERTISEMENT FOR OPENING OR**

**CLOSURE OF THE TRANCHE IV ISSUE HAVE BEEN GIVEN.**

- 3. WE CONFIRM THAT THE OFFER DOCUMENT CONTAINS ALL DISCLOSURES AS SPECIFIED IN THE SECURITIES AND EXCHANGE BOARD OF INDIA (ISSUE AND LISTING OF NON-CONVERTIBLE SECURITIES) REGULATIONS, 2021.**
- 4. WE ALSO CONFIRM THAT ALL RELEVANT PROVISIONS OF THE COMPANIES ACT, SECURITIES CONTRACTS (REGULATION) ACT, 1956, SECURITIES AND EXCHANGE BOARD OF INDIA ACT, 1992 AND THE RULES, REGULATIONS, GUIDELINES, CIRCULARS ISSUED THERE UNDER ARE COMPLIED WITH.**

**WE CONFIRM THAT NO COMMENTS/COMPLAINTS WERE RECEIVED ON THE DRAFT SHELF PROSPECTUS DATED AUGUST 10, 2023 FILED ON THE WEBSITE OF BSE LIMITED, DESIGNATED STOCK EXCHANGE.**

**Disclaimer Clause of BSE**

**BSE LIMITED (“THE EXCHANGE”) HAS GIVEN, VIDE ITS APPROVAL LETTER DATED AUGUST 21, 2023, PERMISSION TO THIS COMPANY TO USE THE EXCHANGE’S NAME IN THIS OFFER DOCUMENT AS ONE OF THE STOCK EXCHANGES ON WHICH THIS COMPANY’S SECURITIES ARE PROPOSED TO BE LISTED. THE EXCHANGE HAS SCRUTINIZED THIS OFFER DOCUMENT FOR ITS LIMITED INTERNAL PURPOSE OF DECIDING ON THE MATTER OF GRANTING THE AFORESAID PERMISSION TO THIS COMPANY. THE EXCHANGE DOES NOT IN ANY MANNER:**

- A. WARRANT, CERTIFY OR ENDORSE THE CORRECTNESS OR COMPLETENESS OF ANY OF THE CONTENTS OF THIS OFFER DOCUMENT; OR**
- B. WARRANT THAT THIS COMPANY’S SECURITIES WILL BE LISTED OR WILL CONTINUE TO BE LISTED ON THE EXCHANGE; OR**
- C. TAKE ANY RESPONSIBILITY FOR THE FINANCIAL OR OTHER SOUNDNESS OF THIS COMPANY, ITS PROMOTERS, ITS MANAGEMENT OR ANY SCHEME OR PROJECT OF THIS COMPANY.**

**AND IT SHOULD NOT FOR ANY REASON BE DEEMED OR CONSTRUED THAT THIS OFFER DOCUMENT HAS BEEN CLEARED OR APPROVED BY THE EXCHANGE. EVERY PERSON WHO DESIRES TO APPLY FOR OR OTHERWISE ACQUIRES ANY SECURITIES OF THIS COMPANY MAY DO SO PURSUANT TO INDEPENDENT INQUIRY, INVESTIGATION AND ANALYSIS AND SHALL NOT HAVE ANY CLAIM AGAINST THE EXCHANGE WHATSOEVER BY REASON OF ANY LOSS WHICH MAY BE SUFFERED BY SUCH PERSON CONSEQUENT TO OR IN CONNECTION WITH SUCH SUBSCRIPTION/ACQUISITION WHETHER BY REASON OF ANYTHING STATED OR OMITTED TO BE STATED HEREIN OR FOR ANY OTHER REASON WHATSOEVER.**

**Disclaimer Clause of RBI**

**THE COMPANY IS HAVING A VALID CERTIFICATE OF REGISTRATION DATED JULY 23, 2002 BEARING REGISTRATION NO. N-16.00170 ISSUED BY THE RESERVE BANK OF INDIA UNDER SECTION 45 IA OF THE RESERVE BANK OF INDIA ACT, 1934. HOWEVER, RBI DOES NOT ACCEPT ANY RESPONSIBILITY OR GUARANTEE ABOUT THE PRESENT POSITION AS TO THE FINANCIAL SOUNDNESS OF THE COMPANY OR FOR THE CORRECTNESS OF ANY OF THE STATEMENTS OR REPRESENTATIONS MADE OR OPINIONS EXPRESSED BY THE COMPANY AND FOR REPAYMENT OF DEPOSITS/DISCHARGE OF LIABILITY BY THE COMPANY.**

**Disclaimer Clause of CRISIL**

**A RATING BY CRISIL RATINGS REFLECTS CRISIL RATINGS’ CURRENT OPINION ON THE LIKELIHOOD OF TIMELY PAYMENT OF OBLIGATIONS UNDER THE RATED INSTRUMENT, AND DOES NOT CONSTITUTE AN AUDIT OF THE RATED ENTITY BY CRISIL RATINGS. OUR RATINGS ARE BASED ON INFORMATION PROVIDED BY THE ISSUER OR OBTAINED BY CRISIL RATINGS FROM SOURCES IT CONSIDERS RELIABLE. CRISIL RATINGS DOES NOT GUARANTEE THE COMPLETENESS OR ACCURACY OF THE INFORMATION ON WHICH THE RATING IS BASED. A RATING BY CRISIL RATINGS IS NOT A RECOMMENDATION TO BUY / SELL OR HOLD THE RATED INSTRUMENT; IT DOES NOT COMMENT ON THE MARKET PRICE OR SUITABILITY FOR A PARTICULAR INVESTOR. CRISIL**

RATINGS HAS A PRACTICE OF KEEPING ALL ITS RATINGS UNDER SURVEILLANCE AND RATINGS ARE REVISED AS AND WHEN CIRCUMSTANCES SO WARRANT. CRISIL RATINGS IS NOT RESPONSIBLE FOR ANY ERRORS AND ESPECIALLY STATES THAT IT HAS NO FINANCIAL LIABILITY WHATSOEVER TO THE SUBSCRIBERS / USERS / TRANSMITTERS / DISTRIBUTORS OF ITS RATINGS. CRISIL RATINGS CRITERIA ARE AVAILABLE WITHOUT CHANGE TO THE PUBLIC ON THE WEBSITE, WWW.CRISILRATINGS.COM. CRISIL RATINGS OR ITS ASSOCIATES MAY HAVE OTHER COMMERCIAL TRANSACTIONS WITH THE COMPANY/ENTITY.

#### DISCLAIMER IN RESPECT OF JURISDICTION

THE TRANCHE IV ISSUE IS BEING MADE IN INDIA, TO INVESTORS FROM CATEGORY I, CATEGORY II AND CATEGORY III. THE SHELF PROSPECTUS, THIS TRANCHE IV PROSPECTUS WILL NOT, HOWEVER CONSTITUTE AN OFFER TO SELL OR AN INVITATION TO SUBSCRIBE FOR THE NCDS OFFERED HEREBY IN ANY JURISDICTION OTHER THAN INDIA TO ANY PERSON TO WHOM IT IS UNLAWFUL TO MAKE AN OFFER OR INVITATION IN SUCH JURISDICTION. ANY PERSON INTO WHOSE POSSESSION THE SHELF PROSPECTUS AND THIS TRANCHE IV PROSPECTUS COMES IS REQUIRED TO INFORM HIMSELF OR HERSELF ABOUT, AND TO OBSERVE, ANY SUCH RESTRICTIONS.

#### Track record of past public issues handled by the Lead Manager

The track record of past issues handled by the Lead Manager, as required by SEBI NCS Regulations, are available at the following website:

Name of Lead Manager	Website
SMC Capitals Limited	www.smccapitals.com

#### Listing

The NCDs proposed to be offered through this Issue are proposed to be listed on the BSE. An application will be made to BSE for permission to deal in and for an official quotation of our NCDs. BSE has been appointed as the Designated Stock Exchange.

Our Company will use best efforts to ensure that all steps for the completion of the necessary formalities for listing at the Stock Exchange are taken within 6 (six) Working Days of this Tranche IV Issue Closing Date. For the avoidance of doubt, it is hereby clarified that in the event of non-subscription or failure to achieve minimum subscription to any one or more of the Series, such Series(s) of NCDs shall not be listed.

If permissions to deal in and for an official quotation of our NCDs are not granted by BSE, our Company will forthwith repay, without interest, all moneys received from the applicants in pursuance of this Tranche IV Prospectus.

#### Consents

Consents in writing of (a) Directors of our Company; (b) Company Secretary and Compliance Officer; (c) Chief Financial Officer; (d) Joint Statutory Auditors; (e) legal advisor to the Issue; (f) Lead Manager; (g) the Registrar to the Issue; (h) Credit Rating Agencies; (i) the Debenture Trustee; (k) Bankers to the Issue, (l) Public Issue Account Bank, Refund Bank and Sponsor Bank; (m) Lead Broker and; (n) Experts; to act in their respective capacities, have been obtained and will be filed along with a copy of the Shelf Prospectus and this Tranche IV Prospectus with the RoC as required under Section 26 of the Companies Act, 2013 and such consents have not been withdrawn up to the time of delivery of this Tranche IV Prospectus with the Stock Exchange.

The consents of the Joint Statutory Auditors of our Company, namely Krishnan Retna & Associates and Rangamani and Co., for (a) inclusion of their name as the Joint Statutory Auditors; (b) Audited Financial Statements (c) Unaudited Standalone Financial Results have been obtained and the same will be filed along with a copy of the Shelf Prospectus and this Tranche IV Prospectus with the RoC.

#### Expert Opinion

Our Company has received consents from the Joint Statutory Auditors of our Company dated March 28, 2024, to include

their name as an expert under Section 26(5) of the Companies Act, 2013 in this Tranche IV Prospectus in relation to (i) auditor’s report on audited financial statements for the Financial Years ending March 31, 2023 and March 31, 2022 dated May 22, 2023 and May 28, 2022 respectively; and (ii) limited review report dated February 9, 2024 for the Unaudited Standalone Financial Results of the Company for the quarter quarter and nine months ended December 31, 2023. We have further obtained a consent from the Previous Statutory Auditors dated March 28, 2024 to include their name as an expert under Section 26(5) of the Companies Act, 2013 in this Tranche IV Prospectus in relation to on audited consolidated financial statements for the Financial Year ending March 31, 2021 dated July 28, 2021 audited standalone financial statements for the Financial Year ending March 31, 2021 dated June 23, 2021.

### **Common form of Transfer**

We undertake that there shall be a common form of transfer for the NCDs held in dematerialised form shall be transferred subject to and in accordance with the rules/procedures as prescribed by NSDL/CDSL and the relevant Depository Participants of the transferor or transferee and any other applicable laws and rules notified in respect thereof.

### **Filing of the Draft Shelf Prospectus**

The Draft Shelf Prospectus has been filed with the designated Stock Exchange in terms of Regulation 27 of the SEBI NCS Regulations for dissemination on its website(s) prior to the opening of this Tranche IV Issue.

### **Filing of the Shelf Prospectus and this Tranche IV Prospectus**

The Shelf Prospectus has been filed with the RoC in accordance with Section 26 of the Companies Act, 2013. Further, this Tranche IV Prospectus shall be filed with the RoC in accordance with Section 26 of the Companies Act, 2013.

### **Debenture Redemption Reserve (“DRR”)**

Pursuant to Section 71 of the Companies Act, 2013 and Rule 18 (7) of the Companies (Share Capital and Debentures) Rules, 2014, each as amended, our Company is not required to maintain DRR for debentures issued through a public issue. Hence, investors shall not have the benefit of reserve funds to cover the re-payment of the principal and interest on the NCDs.

### **Recovery Expense Fund**

Pursuant to the SEBI RTA Master Circular, the creation of the recovery expense fund shall be in accordance with the aforementioned circular, as may be amended from time to time.

### **Inter-se allocation of responsibility**

The following table sets forth the responsibilities for various activities by the Lead Manager:

<b>No.</b>	<b>Activities</b>	<b>Responsibility</b>
1.	Due diligence of Company’s operations/ management/ business plans/ legal etc. Drafting and design of the Offering Document and memorandum containing salient Features of the Issue Document. (The Merchant Banker(s) shall ensure compliance with stipulated requirements and completion of prescribed formalities with the Stock Exchange(s), RoC and SEBI including finalisation of Offering Document and RoC filing).	SMC
2.	Co-ordination with Auditors on Auditor Deliverables and co-ordination with lawyers for legal opinion	SMC
3.	Structuring of various issuance NCDs with relative components and formalities etc.	SMC
4.	Drafting and approval of all publicity material including statutory advertisement, application form, corporate advertisement, brochure, etc.	SMC
5.	Appointment of other intermediaries viz., Registrar(s), Printers, Debenture Trustee, Lead Brokers, Advertising Agency and Banker(s) to the Issue	SMC
6.	Preparation of road show presentation and FAQs.	SMC

No.	Activities	Responsibility
7.	Marketing Strategy for Individual Category Investor(s) which will cover inter alia: <ul style="list-style-type: none"> <li>Finalise media, marketing and public relation strategy and publicity budget,</li> <li>Finalise centres for holding conferences for brokers, etc.</li> <li>Finalise collection centres,</li> <li>Follow-up on distribution of publicity and Issue material including form, Prospectus and deciding on the quantum of the Issue material</li> </ul>	SMC
8.	Marketing Strategy for Institutional and Non-Institutional Investor(s) which will cover inter alia: <ul style="list-style-type: none"> <li>Finalise media, marketing and public relation strategy and publicity budget,</li> <li>Finalise centres for holding conferences for brokers, etc.</li> <li>Finalise collection centres,</li> <li>Follow-up on distribution of publicity and Issue material including form, Prospectus and deciding on the quantum of the Issue material</li> </ul>	SMC
9.	Coordination with the stock exchanges for the bidding software	SMC
11	Finalisation of refund stationery items including refund order, allotment & refund advice, bond certificates, LoA, etc.,	SMC
12	Coordination with Registrar and Bankers to the Issue (including the Sponsor Bank) for management of Public Issue Account, and daily collection figures under different categories, for collection certificate, finalisation of Basis of Allotment with Designated Stock Exchange and allotment resolution.	SMC
13.	Post Issue activities for the Issue involving essential follow up steps, which include calculation of interest & TDS payable on application and refund money, dispatch of allotment and refund advices, demat credit of bonds, finalisation of listing and trading of instruments with the various agencies connected with the work such as the Registrar(s) to the Issue and Bankers to the Issue. Coordination with the Registrar and Stock Exchange (s) for completion of listing and trading. Redressal of investor grievances in relation to post issue activities.	SMC

### Issue related expenses

For details of Issue related expenses, see “*Objects of the Tranche IV Issue*” on page 56.

### Reservation

No portion of this Issue has been reserved.

### Details regarding the public issue during the last three years by our Company

There are no public or rights or composite issue of capital by listed companies under the same management within the meaning of Section 370(1)(B) of the Companies Act, 1956 during the last three years.

### Public issue of Equity Shares

Our Company has not made any public issue of Equity Shares in the last three years.

Except as stated below, none of our subsidiaries has made a public issue of Equity Shares in the last three years:

<b>Date of Opening</b>	December 18, 2023
<b>Date of Closing</b>	December 20, 2023
<b>Total Issue Size in Lakhs</b>	96,000 (including OFS)
<b>Amount raised in the issue in Lakhs</b>	96,000 (including OFS)
<b>Date of listing</b>	December 26, 2023
<b>Date of Allotment</b>	December 22, 2023
<b>Utilisation of Proceeds</b>	The Net Proceeds will be utilised for increasing business of our Company which is towards onward lending, which is expected to arise out of growth in our

Company's business and assets, primarily towards onward lending under our Company's lending verticals and to ensure compliance with regulatory requirements on capital adequacy prescribed by the RBI from time to time. Additionally, we are required to maintain certain minimum capital adequacy ratio on an ongoing basis towards mitigation of unexpected risk in accordance with regulatory guidelines
--

### Previous Issues of NCDs

On March 31, 2021, the Company issued secured and unsecured redeemable non-convertible debentures of face value of ₹ 1,000 each for an amount aggregating to ₹ 40,000 lakhs by way of public issue which opened on April 7, 2021 and closed on April 29, 2021. The electronic credit of the bonds to investors pursuant to this public offer was completed on May 7, 2021. 99.42% and 0.58% of the issue proceeds were used for on-lending and towards issue expenses, respectively.

On September 27, 2021, the Company issued secured and unsecured redeemable non-convertible debentures of face value of ₹ 1,000 each for an amount aggregating to ₹ 40,000 lakhs by way of public issue which opened on September 30, 2021 and closed on October 26, 2021. The electronic credit of the bonds to investors pursuant to this public offer was completed on October 29, 2021. 99.63% and 0.37% of the issue proceeds were used for on-lending and towards issue expenses, respectively.

On December 30, 2021, the Company issued secured redeemable non-convertible debentures of face value of ₹ 1,000 each for an amount aggregating to ₹ 40,000 lakhs by way of public issue which opened on January 5, 2022 and closed on January 28, 2022. The electronic credit of the bonds to investors pursuant to this public offer was completed on February 2, 2022. 99.54% and 0.46% of the issue proceeds were used for on-lending and towards issue expenses, respectively.

On August 03, 2022, the Company issued secured redeemable non-convertible debentures of face value of ₹ 1,000 each for an amount aggregating to ₹ 50,000 lakhs by way of public issue which opened on August 05, 2022 and closed on September 01, 2022. The electronic credit of the bonds to investors pursuant to this public offer was completed on September 06, 2022. 99.62% and 0.38% of the issue proceeds were used for on-lending and towards issue expenses, respectively.

On December 29, 2022, the Company issued secured redeemable non-convertible debentures of face value of ₹ 1,000 each for an amount aggregating to ₹ 40,000 lakhs by way of public issue which opened on January 2, 2023 and closed on January 27, 2023. The electronic credit of the bonds to investors pursuant to this public offer was completed on February 2, 2023. 99.51% and 0.49% of the issue proceeds were used for on-lending and towards issue expenses, respectively.

On March 29, 2023, the Company issued secured redeemable non-convertible debentures of face value of ₹ 1,000 each for an amount aggregating to ₹ 30,000 lakhs by way of public issue which opened on April 12, 2023 and closed on April 26, 2023. The electronic credit of the bonds to investors pursuant to this public offer was completed on May 2, 2023. 99.01% and 0.99% of the issue proceeds were used for on-lending and towards issue expenses, respectively.

On August 23, 2023, the Company issued secured redeemable non-convertible debentures of face value of ₹ 1,000 each for an amount aggregating to ₹ 40,000 lakhs by way of public issue which opened on September 1, 2023 and closed on September 14, 2023. The electronic credit of the bonds to investors pursuant to this public offer was completed on September 20, 2023. 99.30% and 0.70% of the issue proceeds were used for on-lending and towards issue expenses, respectively.

On September 28, 2023, the Company issued secured redeemable non-convertible debentures of face value of ₹ 1,000 each for an amount aggregating to ₹ 22,500 lakhs by way of public issue which opened on October 13, 2023 and closed on October 27, 2023. The electronic credit of the bonds to investors pursuant to this public offer was completed on November 1, 2023. 98.65% and 1.35% of the issue proceeds were used for on-lending and towards issue expenses, respectively.

On December 28, 2023, the Company issued secured redeemable non-convertible debentures of face value of ₹ 1,000 each for an amount aggregating to ₹ 30,000 lakhs by way of public issue which opened on January 12, 2024 and closed on January 25, 2024. The electronic credit of the bonds to investors pursuant to this public offer was completed on January 31, 2024. 99.08% and 0.92% of the issue proceeds were used for on-lending and towards issue expenses, respectively.

## **Dividend**

Our Company has in place dividend distribution policy approved by the Board of Directors of our Company. The declaration and payment of dividends on our shares will be recommended by our Board of Directors and approved by our shareholders (except interim dividend), at their discretion, and will depend on a number of factors, including but not limited to our profits, capital requirements and overall financial condition.

## **Jurisdiction**

Exclusive jurisdiction for the purpose of the Tranche IV Issue is with the competent courts of jurisdiction in Cochin, India.

## **Commission or Brokerage on Previous Issues**

An expense of ₹ 345 lakhs was incurred towards commission and brokerage in connection with the public issue of secured non-convertible debentures of face value ₹1,000 each aggregating to ₹300,00,00,000 pursuant to the prospectus dated September 21, 2015.

An expense of ₹18 lakhs was incurred towards commission and brokerage in connection with the public issue of secured and unsecured non-convertible debentures of face value ₹1,000 each aggregating to ₹247,16,93,000 pursuant to the prospectus dated September 4, 2014.

An expense of ₹11 lakhs was incurred towards commission and brokerage in connection with the public issue of secured non-convertible debentures of face value ₹1,000 each aggregating to ₹193,98,72,000 pursuant to the prospectus dated June 25, 2014.

An expense of ₹8.73 lakhs was incurred towards commission and brokerage in connection with the public issue of secured non-convertible debentures of face value ₹1,000 each aggregating to ₹417,03,81,000 pursuant to the prospectus dated September 13, 2019.

An expense of ₹17.70 lakhs was incurred towards commission and brokerage in connection with the public issue of secured non-convertible debentures of face value ₹1,000 each aggregating to ₹ 321,61,24,000 pursuant to the prospectus dated January 6, 2020.

An expense of ₹ 8.71 lakhs was incurred towards commission and brokerage in connection with the public issue of secured non-convertible debentures of face value ₹1,000 each aggregating to ₹ 160,00,00,000 pursuant to the prospectus dated June 25, 2020.

An expense of ₹ 84.73 lakhs was incurred towards commission and brokerage in connection with the public issue of secured redeemable non-convertible debentures of face value ₹1,000 each aggregating to ₹ 40,000 lakhs pursuant to the prospectus dated September 24, 2020.

An expense of ₹ 36.43 lakhs was incurred towards commission and brokerage in connection with the public issue of secured redeemable non-convertible debentures of face value ₹1,000 each aggregating to ₹ 40,000 lakhs pursuant to the prospectus dated December 28, 2020.

An expense of ₹ 31.72 lakhs was incurred towards commission and brokerage in connection with the public issue of secured redeemable non-convertible debentures of face value ₹1,000 each aggregating to ₹ 40,000 lakhs pursuant to the prospectus dated March 31, 2021.

An expense of ₹ 32.49 lakhs was incurred towards commission and brokerage in connection with the public issue of secured redeemable non-convertible debentures of face value ₹1,000 each aggregating to ₹ 40,000 lakhs pursuant to the prospectus dated September 27, 2021.

An expense of ₹ 64.71 lakhs was incurred towards commission and brokerage in connection with the public issue of secured redeemable non-convertible debentures of face value ₹1,000 each aggregating to ₹ 40,000 lakhs pursuant to the prospectus dated December 30, 2021.

An expense of ₹ 25.57 lakhs was incurred towards commission and brokerage in connection with the public issue of secured redeemable non-convertible debentures of face value ₹1,000 each aggregating to ₹ 50,000 lakhs pursuant to the prospectus

dated August 03, 2022.

An expense of ₹ 16.17 lakhs was incurred towards commission and brokerage in connection with the public issue of secured redeemable non-convertible debentures of face value ₹1,000 each aggregating to ₹ 40,000 lakhs pursuant to the prospectus dated December 29, 2022.

An expense of ₹ 22.70 lakhs was incurred towards commission and brokerage in connection with the public issue of secured redeemable non-convertible debentures of face value ₹1,000 each aggregating to ₹ 30,000 lakhs pursuant to the prospectus dated March 29, 2023.

An expense of ₹ 31.10 lakhs was incurred towards commission and brokerage in connection with the public issue of secured redeemable non-convertible debentures of face value ₹1,000 each aggregating to ₹ 40,000 lakhs pursuant to the tranche I prospectus dated August 23, 2023.

An expense of ₹ 212.77 lakhs was incurred towards commission and brokerage in connection with the public issue of secured redeemable non-convertible debentures of face value ₹1,000 each aggregating to ₹ 22,500 lakhs pursuant to the tranche II prospectus dated September 28, 2023.

An expense of ₹ 209.63 lakhs was incurred towards commission and brokerage in connection with the public issue of secured redeemable non-convertible debentures of face value ₹1,000 each aggregating to ₹ 30,000 lakhs pursuant to the tranche III prospectus dated December 28, 2023.

#### Details of the use of proceeds for on-lending from previous public issue of debt securities

##### *Lending Policy*

Please see “Our Company’s Business–Gold loans” under Chapter “Our Business” at page 97.

##### *Loans given by the Company*

Company has not provided any loans/advances to associates, entities/persons relating to Board, senior management or Promoters out of the proceeds of the previous public issue and private placements of debentures.

#### Classification of loans/advances given to Group entities/Promoters as on March 31, 2023:

*(₹ in lakhs)*

Sr. No.	Name of the Borrower	Amount of Advance/ exposure to such borrower (₹ in lakhs) (A)	Percentage of Exposure
1	Thomas John Muthoot	5,258.08	0.30%
2	Thomas George Muthoot	5,258.08	0.30%
3	Thomas Muthoot	5,258.08	0.30%

##### *Types of loans*

##### *Classification of loans/advances given*

The loans given by the Company as on March 31, 2023 is as follows:

*(₹ in lakhs)*

Type of Loans	(March'23) Amount
Secured	17,58,578.24
Unsecured	2,929.25
<b>Total assets under management (AUM) *</b>	<b>17,61,507.49</b>

\*Assets under Management includes the gross total loan assets and interest accrued on loans before provision for impairment and is net of unamortized processing fee

##### *Sectoral Exposure*

The sectoral exposure of loans given by the Company is as follows:



Sr. No	Segment- wise breakup of AUM	(Mar'23) Percentage of AUM	(Mar'22) Percentage of AUM
1.	<b>Retail</b>		
A	Mortgages (home loans and loans against property)	2.98%	1.97%
B	Gold loans	95.25%	96.74%
C	Vehicle Finance	0.00%	0.00%
D	MFI	0.00%	0.00%
E	MSME	1.77%	1.28%
F	Capital market funding (loans against shares, margin funding)	0.00%	0.00%
G	Others	0.00%	0.01%
2.	<b>Wholesale</b>		
A	Infrastructure	0.00%	0.00%
B	Real estate (including builder loans)	0.00%	0.00%
C	Promoter funding	0.00%	0.00%
D	Any other sector (as applicable)	0.00%	0.00%
E	Others	0.00%	0.00%
	<b>Total</b>	<b>100.00%</b>	<b>100.00%</b>

**Residual Maturity Profile of Assets and Liabilities as on March 31, 2023**

(₹ in lakhs)

Particulars	Up to 30/ 31 days	More than 1 month to 2 months	More than 2 months to 3 months	More than 3 months to 6 months	More than 6 months to 1 year	More than 1 year to 3 years	More than 3 to 5 years	More than 5 years	Total
Deposits	-	-	-	-	-	-	-	-	-
Advances	2,50,237	1,04,093	1,36,410	6,01,794	5,79,152	16,723	1,571	35,073	17,25,053
Investments	1,921	-	-	-	998	169	-	1,83,584	1,86,672
Borrowings	2,62,854	54,716	1,24,614	1,56,601	5,71,359	3,89,437	1,16,610	1,06,127	17,82,317
Foreign Currency assets	-	-	-	-	-	-	-	-	-
Foreign Currency liabilities	-	-	-	-	-	-	-	-	-

**Denomination of loans outstanding by ticket size as on March 31, 2023\*:**

Sr. No.	Ticket Size	Percentage of Gold loan
1	Up to ₹ 2 lakhs	70.00%
2	2 lakhs to 5 lakhs	14.27%
3	5 lakhs to 10 lakhs	12.06%
4	10 lakhs to 25 lakhs	3.40%
5	25 lakhs to 50 lakhs	0.24%
6	50 lakhs to 1 crore	0.02%
7	1 crore to 5 crores	0.01%
8	5 crores to 25 crores	0.00%
9	25 crores to 100 crores	0.00%
10	above 100 crores	0.00%
	<b>Total</b>	<b>100.00%</b>

\* Ticket size at the time of origination

**Denomination of loans outstanding by LTV as on March 31, 2023\*:**

Sr. No.	LTV	Percentage of AUM
1.	Up to 40%	2.29%
2.	40%-50%	2.84%

3.	50%-60%	6.56%
4.	60%-70%	16.11%
5.	70%-80%	72.20%
6.	80%-90%	0.00%
7.	More than 90%	0.00%
	<b>Total</b>	<b>100.00%</b>

\*LTV at the time of origination

**Geographical classification of borrowers as on March 31, 2023:**

Sr. No.	Top 5 states	Percentage of Gold loan
1	Karnataka	18.93%
2	Tamil Nadu	13.44%
3	Andhra Pradesh	11.05%
4	Telangana	10.47%
5	Maharashtra	7.95%
	<b>Total</b>	<b>61.84%</b>

**Aggregated exposure to top 20 borrowers with respect to concentration of advances:**

Particulars	Amount (₹ in lakhs) as on March 31, 2023
Total Advances to twenty largest borrowers (₹ in lakhs)	28,540
Percentage of Advances to twenty largest borrowers to Total Advances of the NBFC	1.62%

**Aggregated exposure to top 20 borrowers with respect to concentration of exposures:**

(in lakhs)

Particulars	Amount (₹ in lakhs) as on March 31, 2023	
	Secured	Unsecured
Total Exposures to twenty largest borrowers/Customers (₹ in lakhs)	29,322	326.48
Percentage of Exposures to twenty largest borrowers/Customers to Total Advances of the NBFC on borrowers/Customers	1.66%	0.02%

**Details of loans overdue and classified as non-performing in accordance with RBI's guidelines as on March 31, 2023:**

Movement of gross NPA	Amount
Opening gross NPA	49,959
- Additions during the year	2,48,215
- Reductions during the year	2,61,013
Closing balance of gross NPA	37,161
Movement of net NPA	Amount
Opening net NPA	27,190
- Additions during the year	68,273
- Reductions during the year	85,242
Closing balance of net NPA	10,221
Movement of provisions for NPA	Amount
Opening balance	22,769
- Provisions made during the year	1,79,942
- Write-off / write-back of excess provisions	1,75,771
Closing balance	26,940

**Segment-wise gross NPA**

S. no	Segment- wise breakup of gross NPAs	(March'23) Gross NPA (%)
1	Retail	

S. no	Segment- wise breakup of gross NPAs	(March'23) Gross NPA (%)
a	Mortgages (home loans and loans against property)	34.91%
b	Gold loans	31.37%
c	Vehicle Finance	0%
d	MFI	0%
e	MSME	33.72%
f	Capital market funding (loans against shares, margin funding)	0%
g	Others	0%
<b>2</b>	<b>Wholesale</b>	0%
a	Infrastructure	0%
b	Real estate (including builder loans)	0%
c	Promoter funding	0%
d	Any other sector (as applicable)	0%
e	Others	0%
	<b>Gross NPA</b>	<b>100%</b>

*Details of any other contingent liabilities of the issuer based on the last audited financial statements including amount and nature of liability*

Sr. No.	Particulars	Nature of Liability	Amount as on March 31, 2023
1.	Income Tax Demands	Disputed Demands appealed against and pending final judgement	3,420.85
2.	Service Tax Demands	Disputed Demands appealed against and pending final judgement	5,106.18
3.	Value Added Tax Demands	Disputed Demands appealed against and pending final judgement	1,327.12
4.	Bank Guarantees	Bank Guarantees availed by the Company	43.81

#### Revaluation of assets

Our Company has not revalued its assets in the last three years.

#### Mechanism for redressal of investor grievances

Agreement dated August 7, 2023 between the Registrar to the Issue and our Company provides for settling of investor grievances in a timely manner and for retention of records with the Registrar to the Issue for a period of eight years.

All grievances relating to this Tranche IV Issue may be addressed to the Registrar to the Issue and Compliance Officer giving full details such as name, address of the applicant, number of NCDs applied for, amount paid on application and the details of Member of Syndicate or Trading Member of the Stock Exchange where the application was submitted.

All grievances relating to the ASBA process may be addressed to the Registrar to the Issue with a copy to either (a) the relevant Designated Branch of the SCSB where the Application Form was submitted by the ASBA Applicant, or (b) the concerned Member of the Syndicate and the relevant Designated Branch of the SCSB in the event of an Application submitted by an ASBA Applicant at any of the Syndicate ASBA Application Locations, giving full details such as name, address of Applicant, Application Form number, option applied for, number of NCDs applied for, amount blocked on Application.

Additionally, the Stock Exchange shall be responsible for addressing investor grievances arising from applications submitted online through the app based/ web interface platform of the Stock Exchange or through its Trading Members. Further, in accordance with the SEBI Master Circular, the Designated Intermediaries shall be responsible for addressing any investor grievances arising from the Applications uploaded by them in respect of quantity, price or any other data entry or other errors made by them.

We estimate that the average time required by us or the Registrar to the Issue for the redressal of routine investor grievances will be three (3) business days from the date of receipt of the complaint. In case of non-routine complaints and complaints where external agencies are involved, we will seek to redress these complaints as expeditiously as possible.

### **Registrar to the Issue**

#### **Integrated Registry Management Services Private Limited**

II Floor, Kences Towers

No. 1 Ramakrishna Street, North Usman Road

T. Nagar, Chennai – 600 017, Tamil Nadu

**Tel:** +91 44 28140801, 802, 803

**Fax:** +91 44 2814 2479

**Email:** mfinipo@integratedindia.in

**Investor Grievance Email:** sureshbabu@integratedindia.in

**Website:** www.integratedindia.in

**Contact Person :** Mr. Yuvaraj S

**SEBI Registration No.:** INR000000544

### **Compliance Officer of our Company**

Sachu Sivas has been appointed as the Compliance Officer of our Company for this Issue.

The contact details of Compliance officer of our Company are as follows:

#### **Sachu Sivas**

Company Secretary

Muthoot Fincorp Limited,

Muthoot Centre,

TC No 27/3022, Punnen Road

Trivandrum – 695 001

**Tel No.:** 0471-4911621

**Email:** cs@muthootfincorp.com

### **Details of Auditor to the Issuer:**

S.No.	Name of the Auditor	Address	Auditor since
1.	Krishnan Retna & Associates	201 Block A, Nandini Gardens, Fort, Thiruvananthapuram, Kerala - 695023	March 28, 2022
2.	Rangamani & Co.	Rose Gardens, North of Iron Bridge, Alappuzha, Kerala – 688011	March 28, 2022

### **Change in Auditors of our Company during the last three years:**

Name of the Auditor	Address	Date of appointment	Date of cessation, if applicable	Date of resignation, if applicable
M/s. Rangamani & Co	1st Floor, Aptech Building, Pentacoast Mission Lane, Ambelipadam Road, Vytilla, Kochi 682019	September 25, 2017	March 15, 2022	March 15, 2022

### **Auditor's Remarks**

There are no reservations or qualifications or adverse remarks in the financial statements and financial position of our Company in the last three Fiscals immediately preceding this Tranche IV Prospectus.

### **Disclaimer statement from our Company, our Directors and the Lead Manager**

Our Company, our Directors and the Lead Manager accepts no responsibility for statements made other than in this Tranche IV Prospectus or in the advertisements or any other material issued by or at our Company's instance in connection with this Tranche IV Issue of the NCDs and anyone placing reliance on any other source of information including our Company's website, or any website of any affiliate of our Company would be doing so at their own risk. The

Lead Manager accept no responsibility, save to the limited extent as provided in the Issue Agreement.

None among our Company or the Lead Manager or any Member of the Syndicate is liable for any failure in uploading the Application due to faults in any software/ hardware system or otherwise; the blocking of Application Amount in the ASBA Account on receipt of instructions from the Sponsor Bank on account of any errors, omissions or non-compliance by various parties involved in, or any other fault, malfunctioning or breakdown in, or otherwise, in the UPI Mechanism.

Investors who make an Application in this Tranche IV Issue will be required to confirm and will be deemed to have represented to our Company, the Lead Manager and their respective directors, officers, agents, affiliates, and representatives that they are eligible under all applicable laws, rules, regulations, guidelines and approvals to acquire the NCDs and will not issue, sell, pledge, or transfer the NCDs to any person who is not eligible under any applicable laws, rules, regulations, guidelines and approvals to acquire the NCDs. Our Company, the Lead Manager and their respective directors, officers, agents, affiliates, and representatives accept no responsibility or liability for advising any investor on whether such investor is eligible to acquire the NCDs being offered in this Tranche IV Issue.

#### Latest ALM statement submitted to stock exchange

The following table describes the standalone ALM of our Company as on December 31, 2023:

Particulars	Up to 30/31 days	Over 1 month & up to 2 months	Over 2 months & up to 3 months	Over 3 months & up to 6 months	Over 6 months & up to 1 year	Over 1 year & up to 3 years	Over 3 year & up to 5 year	Over 5 years	Total
Advances	2,99,725.81	1,61,688.46	1,17,152.59	2,72,943.50	9,76,366.77	2,234.42	17,009.28	1,67,134.05	20,14,254.88
Investment	-	-	-	-	-	-	-	2,38,617.68	2,38,617.68
Borrowings	2,28,132.96	1,34,050.74	1,28,569.48	1,97,826.83	4,54,487.70	4,89,244.40	2,01,017.81	1,09,428.95	19,42,758.88
Foreign currency assets	-	-	-	-	-	-	-	-	-
Foreign currency liabilities	-	-	-	-	-	-	-	-	-

## SECTION VII : ISSUE RELATED INFORMATION

### ISSUE STRUCTURE

***Public Issue of NCDs aggregating up to ₹1,10,000 lakh, on the terms and in the manner set forth herein.***

The Issue has been authorized by resolution of the Board passed during meeting held on May 22, 2023. Further, the Stock Allotment Committee has approved this Tranche IV Issue vide its resolution dated March 20, 2024.

#### Principal Terms and Conditions of this Tranche IV Issue

#### TERMS AND CONDITIONS IN CONNECTION WITH THE NCDs

<b>Issuer</b>	Muthoot Fincorp Limited
<b>Lead Manager</b>	SMC Capitals Limited
<b>Debenture Trustee</b>	Vardhman Trusteeship Private Limited
<b>Registrar to the Issue</b>	Integrated Registry Management Services Private Limited
<b>Type and nature of Instrument</b>	Secured, redeemable, non-convertible debentures
<b>Face Value of NCDs (₹/NCD)</b>	₹ 1,000
<b>Issue Price (₹/NCD)</b>	₹ 1,000
<b>Minimum Application</b>	10 NCDs i.e., ₹ 10,000 (across all Options of NCDs)
<b>In Multiples of</b>	One NCD after the minimum Application
<b>Seniority</b>	<p>Senior (the claims of the Secured Debenture Holders holding NCDs shall be superior to the claims of any unsecured creditors, subject to applicable statutory and/or regulatory requirements).</p> <p>The principal amount of the NCDs to be issued in terms of this Tranche IV Prospectus together with all interest due on the NCDs, as well as all costs, charges, all fees, remuneration of Debenture Trustee and expenses payable in respect thereof shall be secured by way of subservient charge with existing secured creditors on standard loan receivables and current assets (both present and future) of the company in favour of Debenture Trustee, to be held on pari passu basis among the present and / or future NCD holders, as may be applicable.</p>
<b>Mode of Issue</b>	Public issue
<b>Mode of Allotment</b>	In dematerialised form
<b>Mode of Trading</b>	NCDs will be traded in dematerialised form
<b>Minimum Subscription</b>	Minimum subscription is 75% of the Base Issue, i.e. ₹ 7,500 lakh
<b>Tranche IV Issue</b>	Public issue by our Company of NCDs aggregating up to ₹ 10,000 lakh, with a green shoe option of up to ₹ 26,000 lakh, aggregating up to ₹ 36,000 lakh, on the terms and in the manner set forth herein
<b>Base Issue</b>	₹ 10,000 lakh
<b>Stock Exchange proposed for listing of the NCDs</b>	BSE Limited
<b>Listing and timeline for Listing</b>	The NCDs shall be listed within 6 Working Days of Issue Closure
<b>Depositories</b>	NSDL and CDSL
<b>Description regarding security (where applicable) including type of security (movable/ immovable/ tangible etc.) type of charge (pledge/ hypothecation/ mortgage etc.), date of creation of security/ likely date of creation of security, minimum security cover, revaluation, replacement of security, interest of the debenture holder over and above the coupon rate as specified in the Debenture Trust Deed and disclosed in the Prospectus</b>	The principal amount of the NCDs to be issued in terms of this Tranche IV Prospectus together with all interest due on the NCDs, as well as all costs, charges, all fees, remuneration of Debenture Trustee and expenses payable in respect thereof shall be secured by way of subservient charge with existing secured creditors on standard loan receivables and current assets (both present and future) of the company in favour of Debenture Trustee, to be held on pari passu basis among the present and / or future NCD holders, as may be applicable. For further details on date of creation of security/likely date of creation of security, minimum security cover etc, please see “ <i>Terms of the Issue – Security</i> ” on page 231.

<b>Security Cover</b>	Our Company shall maintain a minimum 100% security cover on the outstanding balance of the NCDs plus accrued interest thereon.					
<b>Who can apply *</b>	<p><b>Category I</b></p> <ul style="list-style-type: none"> <li>• Resident public financial institutions as defined in Section 2(72) of the Companies Act 2013, statutory corporations including state industrial development corporations, scheduled commercial banks, co-operative banks and regional rural banks, and multilateral and bilateral development financial institutions which are authorised to invest in the NCDs;</li> <li>• Provident funds of minimum corpus of ₹ 2,500 lakhs, pension funds of minimum corpus of ₹2,500 lakhs, superannuation funds and gratuity fund, which are authorised to invest in the NCDs;</li> <li>• Alternative investment funds, subject to investment conditions applicable to them under the Securities and Exchange Board of India (Alternative Investment Funds) Regulations, 2012;</li> <li>• Resident venture capital funds registered with SEBI;</li> <li>• Insurance Companies registered with the IRDAI;</li> <li>• National Investment Fund (set up by resolution no. F. No. 2/3/2005-DDII dated November 23, 2005 of the Government of India and published in the Gazette of India);</li> <li>• Insurance funds set up and managed by the Indian army, navy or the air force of the Union of India or by the Department of Posts, India;</li> <li>• Mutual Funds registered with SEBI; and</li> <li>• Systemically Important NBFCs.</li> </ul> <p><b>Category II</b></p> <ul style="list-style-type: none"> <li>• Companies falling within the meaning of Section 2(20) of the Companies Act 2013; bodies corporate and societies registered under the applicable laws in India and authorised to invest in the NCDs;</li> <li>• Educational institutions and associations of persons and/or bodies established pursuant to or registered under any central or state statutory enactment; which are authorised to invest in the NCDs;</li> <li>• Trust including public/private charitable/religious trusts which are authorised to invest in the NCDs;</li> <li>• Association of persons;</li> <li>• Scientific and/or industrial research organisations, which are authorised to invest in the NCDs;</li> <li>• Partnership firms in the name of the partners;</li> <li>• Limited liability partnerships formed and registered under the provisions of the Limited Liability Partnership Act, 2008 (No. 6 of 2009); and</li> <li>• Resident Indian individuals and Hindu undivided families through the Karta aggregating to a value exceeding ₹ 10 lakhs.</li> </ul> <p><b>Category III*</b></p> <ul style="list-style-type: none"> <li>• Resident Indian individuals; and</li> <li>• Hindu undivided families through the Karta.</li> </ul> <p><i>* applications aggregating to a value not more than and including ₹ 10 lakhs</i></p>					
<b>Credit Rating</b>	<b>Rating agency</b>	<b>Instrument</b>	<b>Rating symbol</b>	<b>Date of credit rating letter</b>	<b>Amount rated (₹ in lakhs)</b>	<b>Rating Definition</b>
	CRISIL Ratings Limited	Non-Convertible Debentures	CRISIL AA-/Stable	July 31, 2023, revalidated letter dated September	11000.00	Securities with this rating are considered to have high degree of safety regarding timely servicing of financial obligations. Such

				22, 2023 and further revalidated vide letter dated March 7, 2024		securities carry very low credit risk.
<b>Tranche IV Issue Size</b>	Public issue by our Company of NCDs aggregating up to ₹ 10,000 lakh, with a green shoe option of up to ₹ 26,000 lakh, aggregating up to ₹ 36,000 lakh					
<b>Pay-in date</b>	Application Date. The entire Application Amount is payable on Application					
<b>Application money</b>	The entire Application Amount is payable on submitting the Application					
<b>Mode of payment</b>	Please see “ <i>Issue Procedure</i> ” on page 246.					
<b>Record Date</b>	<p>The record date for payment of interest in connection with the NCDs or repayment of principal in connection therewith shall be 15 Working Days prior to the date on which interest is due and payable, and/or the date of redemption. Provided that trading in the NCDs shall remain suspended between the aforementioned Record Date in connection with redemption of NCDs and the date of redemption or as prescribed by the Stock Exchange, as the case may be.</p> <p>In case Record Date falls on a day when Stock Exchange is having a trading holiday, the immediate subsequent trading day will be deemed as the Record Date</p>					
<b>All covenants of the Issue (including side letters, accelerated payment clause, etc.)</b>	The Company shall comply with the representations and warranties, general covenants, negative covenants, reporting covenants and financial covenants as more specifically set out in the Debenture Trust Deed and as specified in the Tranche IV Prospectus. Any covenants later added shall be disclosed on the websites of the Stock Exchanges, where the NCDs are proposed to be listed.					
<b>Issue Schedule</b>	This Tranche IV Issue shall be open from April 10, 2024 to April 25, 2024*					
<b>Objects of the Issue</b>	Please see “ <i>Objects of the Tranche IV Issue</i> ” on page 56.					
<b>Put/Call Option</b>	NA					
<b>Details of the utilisation of the proceeds of the Issue</b>	Please see “ <i>Objects of the Tranche IV Issue</i> ” on page 56.					
<b>Coupon rate and redemption premium</b>	See “ <i>Issue Procedure – Terms of Payment</i> ” on page 262.					
<b>Working Days convention</b>	If the date of payment of interest does not fall on a Working Day, then the interest payment will be made on succeeding Working Day, however the calculation for payment of interest will be only till the originally stipulated Interest Payment Date. The dates of the future interest payments would be as per the originally stipulated schedule. In case the redemption date (also being the last interest payment date) does not fall on a Working Day, the payment will be made on the immediately preceding Working Day, along with coupon/interest accrued on the NCDs until but excluding the date of such payment					
<b>Tranche IV Issue Closing Date</b>	Thursday, April 25, 2024					
<b>Tranche IV Issue Opening Date</b>	Wednesday, April 10, 2024**					
<b>Default interest date</b>	In the event of any default in fulfilment of obligations by our Company under the Debenture Trust Deed, the Default Interest Rate payable to the Applicant shall be as prescribed under the Debenture Trust Deed.					
<b>Deemed Date of Allotment</b>	The date on which the Board of Directors or any committee authorised by the Board approves the Allotment of the NCDs for this Tranche IV Issue or such date as may be determined by the Board of Directors or any committee approved by the Board and notified to the Designated Stock Exchange. The actual Allotment of NCDs may take place on a date other than the Deemed Date of Allotment. All benefits relating to the NCDs including interest on NCDs shall be available to the Debenture Holders from the Deemed Date of Allotment.					
<b>Day count basis</b>	Actual					
<b>Redemption Amount</b>	The principal amount of the NCDs along with interest accrued on them, if any, as on the Redemption Date.					
<b>Redemption premium/ discount</b>	Not applicable					
<b>Transaction documents</b>	The Shelf Prospectus, this Tranche IV Prospectus read with any notices, corrigenda, addenda thereto, the Debenture Trusteeship Agreement, the Debenture Trust Deed and other security documents, if applicable, and various other					



	documents/ agreements/ undertakings, entered or to be entered by the Company with Lead Manager and/or other intermediaries for the purpose of this Issue including but not limited to the Public Issue Account and Sponsor Bank Agreement, the Registrar Agreement and the Issue Agreement. Refer to section titled “ <i>Material Contracts and Documents for Inspection</i> ” on page 277.
<b>Affirmative and Negative covenants precedent and subsequent to the Issue</b>	The covenants precedent and subsequent to this Tranche IV Issue will be finalised upon execution of the Debenture Trust Deed which shall be executed within the period specified in Regulation 18(1) of the SEBI NCS Regulations or such other time frame as may be stipulated from time-to-time. Further, in the event our Company fails to execute the Debenture Trust Deed within period specified in Regulation 18(1) of the SEBI NCS Regulations or such other time frame as may be stipulated from time-to-time, our Company shall pay interest of at least 2% p.a. to each NCD Holder, over and above the agreed coupon rate, till the execution of the Debenture Trust Deed.
<b>Events of default (including manner of voting/ conditions of joining Inter Creditor Agreement)</b>	Please see “ <i>Terms of the Issue – Events of Default</i> ” on page 234.
<b>Due diligence certificate issued by the Debenture Trustee</b>	The due diligence certificate is issued by the Debenture Trustee to BSE dated March 27, 2024 (bearing reference no. 1689/OPR/VTPL/2023-24) as per the format specified by SEBI and SEBI Debenture Trustee Master Circular.  The debenture trustee shall, at the time of filing the draft offer document with the stock exchange(s) and prior to opening of the public issue of debt securities, furnish to the Board and stock exchange(s), a due diligence certificate in case of secured debt securities, in the format as specified in the SEBI Debenture Trustee Master Circular.
<b>Recovery Expense Fund</b>	The creation of recovery expense fund will be finalised upon the execution of the Debenture Trust Deed, as applicable in accordance with the applicable provisions of SEBI NCS Regulations and SEBI Debenture Trustee Master Circular.  Our Company undertakes to deposit, in the manner as may be specified by SEBI from time to time, the amount in the recovery expense fund and inform the Debenture Trustee regarding the deposit in such fund. The recovery expense fund may be utilised by Debenture Trustee, in the event of default by our Company under the terms of the Debenture Trust Deed, for taking appropriate legal action to enforce the security.
<b>Conditions for breach of covenants (as specified in Debenture Trust Deed)</b>	Upon occurrence of any default in the performance or observance of any term, covenant, condition or provision contained in the Summary Term Sheet, the Debenture Trustee shall take necessary actions as mentioned in the Debenture Trust Deed
<b>Cross Default</b>	As per the Debenture Trust Deed to be executed in accordance with applicable law.
<b>Roles and responsibilities of the Debenture Trustee</b>	Please see “ <i>Terms of the Issue – Debenture Trustees for the Debenture Holders</i> ” on page 233.
<b>Risk factors pertaining to the Issue</b>	Please see “ <i>Risk Factors</i> ” on page 18.
<b>Settlement Mode</b>	Please see “ <i>Terms of the Issue – Payment on Redemption</i> ” on page 242.
<b>Governing law and jurisdiction</b>	The Issue shall be governed in accordance with the laws of the Republic of India and shall be subject to the exclusive jurisdiction of the courts of Cochin
<b>Key covenants of this Tranche IV Issue</b>	Please see section titled “ <i>Issue Structure – Key covenants of the Tranche IV Issue</i> ” on page 228.

*Notes:*

\* In terms of Regulation 7 of the SEBI NCS Regulations, our Company will undertake this Issue of NCDs in dematerialized form. However, in terms of Section 8 (1) of the Depositories Act, the Company, at the request of the Applicants who wish to hold the NCDs post allotment in physical form, will fulfil such request through the process of dematerialization, if the NCDs were originally issued in dematerialized form.

\*\* This Tranche IV Issue shall remain open for subscription on Working Days from 10:00 a.m. to 5:00 p.m. (Indian Standard Time) during the period as indicated in this Tranche IV Prospectus. Our Company may, in consultation with the Lead Manager, consider closing this Tranche IV Issue on such earlier date or extended date (subject to a minimum period of three working days and a maximum period of 10 working days from the date of opening of this Tranche IV Issue and subject to not exceeding thirty days from filing of this Tranche IV Prospectus with ROC, including any extensions), as may be decided by the Board of Directors or a duly constituted committee thereof of

the Company, subject to relevant approvals, in accordance with the Regulation 33A of the SEBI NCS Regulations. In the event of an early closure or extension of this Tranche IV Issue, our Company shall ensure that notice of the same is provided to the prospective investors through an advertisement in an English daily national newspaper with wide circulation and a regional daily with wide circulation where the registered office of the Company is located (in all the newspapers in which pre-issue advertisement for opening of this Tranche IV Issue has been given on or before such earlier or initial date of Tranche IV Issue closure). On the Tranche IV Issue Closing Date, the Application Forms will be accepted only between 10:00 a.m. and 3:00 p.m. (Indian Standard Time) and uploaded until 5 p.m. or such extended time as may be permitted by the Stock Exchange. Further, pending mandate requests for bids placed on the last day of bidding will be validated by 5:00 p.m. on one Working Day post this Tranche IV Issue Closing Date. For further details please see “General Information” on page 42.

#Participation by any of the above-mentioned Investor classes in this Issue will be subject to applicable statutory and/or regulatory requirements. Applicants are advised to ensure that Applications made by them do not exceed the investment limits or maximum number of NCDs that can be held by them under applicable statutory and/or regulatory provisions.

%While the NCDs are secured to the tune of 100% of the principal and interest thereon in favour of Debenture Trustee, it is the duty of the Debenture Trustee to monitor the security cover is maintained, however, the recovery of 100% of the amount shall depend on the market scenario prevalent at the time of enforcement of the security.

**Participation by any of the above-mentioned Investor classes in this Tranche IV Issue will be subject to applicable statutory and/or regulatory requirements. Applicants are advised to ensure that Applications made by them do not exceed the investment limits or maximum number of NCDs that can be held by them under applicable statutory and/or regulatory provisions.**

In case of Application Form being submitted in joint names, the Applicants should ensure that the demat account is also held in the same joint names and the names are in the same sequence in which they appear in the Application Form.

**Applicants are advised to ensure that they have obtained the necessary statutory and/or regulatory permissions/ consents/ approvals in connection with applying for, subscribing to, or seeking allotment of NCDs pursuant to this Tranche IV Issue.**

For further details, please see “Issue Procedure” on page 246.

#### Terms of the NCDs

Options	I	II	III	IV	V	VI**	VII	VIII	IX	X	XI	XII	XIII*
Nature	Secured	Secured	Secured	Secured	Secured	Secured	Secured	Secured	Secured	Secured	Secured	Secured	Secured
Tenure	26 Months	38 Months	60 Months	72 Months	26 Months	38 Months	60 Months	72 Months	26 Months	38 Months	60 Months	72 Months	94 Months
Frequency of Interest Payment	Monthly	Monthly	Monthly	Monthly	Annual	Annual	Annual	Annual	Cumulative	Cumulative	Cumulative	Cumulative	Cumulative
Minimum Application	₹ 10000 (10 NCDs)												
In multiples, of	1 NCD after minimum application												
Face Value of NCDs (₹ /NCD)	Rs.1000 (1 NCD)												
Issue Price (₹ /NCD)	Rs.1000 (1 NCD)												
Mode of Interest Payment / Redemption	Through various options available												

<b>Coupon (%) per annum*</b>	8.90%	9.15%	9.35%	9.55%	9.25%	9.50%	9.75%	10.00%	NA	NA	NA	NA	NA
<b>Coupon Type</b>	Fixed												
<b>Redemption Amount (₹ /NCD) for Debenture Holders*</b>	1000	1000	1000	1000	1000	1000	1000	1000	1212	1334	1592	1772	2000
<b>Effective Yield (%) (per annum)*</b>	9.26%	9.54%	9.75%	9.97%	9.27%	9.52%	9.74%	10.00%	9.27%	9.52%	9.74%	10.00%	9.25%
<b>Put and Call Option</b>	NA												
<b>Deemed date of Allotment</b>	April 30, 2024												

\*maximum 50 crore

\*\* Our Company would allot the Option VI of NCDs, as specified in the Prospectus to all valid Applications, wherein the Applicants have not indicated their choice of the relevant Option of NCDs

## Specific Terms of NCDs – Interest and Payment of Interest

### Interest and Payment of Interest

#### 1. Monthly interest payment options

Interest would be paid monthly under Options I, II, III and IV at the following rates of interest in connection with the relevant categories of Debenture holders, on the amount outstanding from time to time, commencing from the Deemed Date of Allotment of NCDs:

Category of Debenture Holder	Rate of Interest (p.a.) (%)			
	I	II	III	IV
All categories	8.90%	9.15%	9.35%	9.55%

For avoidance of doubt where interest is to be paid on a monthly basis, relevant interest will be calculated from the first day till the last date of every month on an actual/actual basis during the tenor of such NCDs and paid on the first day of every subsequent month. For the first interest payment for NCDs under the monthly options if the Deemed Date of Allotment is prior to the fifteenth of that month, interest for that month will be paid on first day of the subsequent month and if the Deemed Date of Allotment is post the fifteenth of that month, interest from the Deemed Date of Allotment till the last day of the subsequent month will be clubbed and paid on the first day of the month next to that subsequent month.

#### 2. Annual interest payment options

Interest would be paid annually under Option V, VI, VII and VIII at the following rates of interest in connection with the relevant categories of Debenture holders, on the amount outstanding from time to time, commencing from the Deemed Date of Allotment of NCDs:

Category of Debenture Holder	Rate of Interest (p.a.) (%)			
	V	VI	VII	VIII
All categories	9.25%	9.50%	9.75%	10.00%

For avoidance of doubt where interest is to be paid on an annual basis, relevant interest will be calculated from the first day till the last date of every year on an actual/actual basis during the tenor of such NCDs and paid on the first day of every subsequent year. The last interest payment under this option shall be made at the time of redemption of the NCDs.

### 3. Cumulative interest payment options

Options IX, X, XI, XII and XIII of the NCDs shall be redeemed as below:

Category of Debenture Holder	Redemption Amount (₹ per NCD)				
	IX	X	XI	XII	XIII*
Options					
All categories	1,212	1,334	1,592	1,772	2,000

\*maximum 50 Crore

#### Day count convention

Please see **Annexure C** for details pertaining to the cash flows of the Company in SEBI Master Circular.

Please note that in case the NCDs are transferred and/or transmitted in accordance with the provisions of this Tranche IV Prospectus read with the provisions of the Articles of Association of our Company, the transferee of such NCDs or the transferee of deceased holder of NCDs, as the case may be, shall be entitled to any interest which may have accrued on the NCDs subject to such Transferee holding the NCDs on the Record Date.

#### Terms of Payment

The entire face value per NCDs is payable on Application. The entire amount of face value of NCDs applied for will be blocked in the relevant ASBA Account maintained with the SCSB. In the event of Allotment of a lesser number of NCDs than applied for, our Company shall unblock the additional amount blocked upon application in the ASBA Account, in accordance with the terms of specified in “*Terms of the Issue – Manner of Payment of Interest/ Redemption Amounts*” on page 240.

**Participation by any of the above-mentioned Investor classes in this Tranche IV Issue will be subject to applicable statutory and/or regulatory requirements. Applicants are advised to ensure that Applications made by them do not exceed the investment limits or maximum number of NCDs that can be held by them under applicable statutory and/or regulatory provisions.**

Applications may be made in single or joint names (not exceeding three). Applications should be made by Karta in case the Applicant is an HUF. If the Application is submitted in joint names, the Application Form should contain only the name of the first Applicant whose name should also appear as the first holder of the depository account held in joint names. If the depository account is held in joint names, the Application Form should contain the name and PAN of the person whose name appears first in the depository account and signature of only this person would be required in the Application Form. This Applicant would be deemed to have signed on behalf of joint holders and would be required to give confirmation to this effect in the Application Form. Please ensure that such Applications contain the PAN of the HUF and not of the Karta.

In the case of joint Applications, all payments will be made out in favour of the first Applicant. All communications will be addressed to the first named Applicant whose name appears in the Application Form and at the address mentioned therein.

Applicants are advised to ensure that they have obtained the necessary statutory and/or regulatory permissions/consents/approvals in connection with applying for, subscribing to, or seeking Allotment of NCDs pursuant to this Issue. For further details, please see the chapter titled “*Issue Procedure*” on page 246.

#### Key Covenants of the Tranche IV Issue

The Company shall comply with the representations and warranties, general covenants, negative covenants, reporting covenants and financial covenants listed out below and as more specifically set out in the Debenture Trust Deed. An illustrative list of covenants is listed below:

##### A. Financial Covenants:

- a. The Company shall maintain a capital adequacy ratio in compliance with the minimum levels stipulated by RBI,

at all points in time;

- b. The covenant set out in sub-clause (a) above would be tested on a half yearly basis for the Company, i.e. as on 31st March and 30th September every year, on standalone balance sheet of the Company for the relevant financial half year, till the redemption of the Debentures.

**B. Rating Covenants:**

Company to ensure that the Credit Rating of the NCDs should not fall below two notches from current Credit Rating provided by the Rating Agencies.

**C. Reporting Covenants:**

Until the Final Settlement Date, the Company shall ensure that all the reporting covenants are complied with.

- a. The Company shall submit on quarterly basis to the Debenture Trustee a report confirming /certificate confirming the following:
- i. Updated list of names and addresses of all the NCD Holders and the number of NCDs held by the NCD Holders;
  - ii. Details of interest due but unpaid, if any, and reasons for the same;
  - iii. Details of payment of interest made on the NCDs in the immediately preceding calendar quarter;
  - iv. A statement indicating material deviations, if any in utilisation of the proceeds of the Debentures;
  - v. Any events of default;
  - vi. all grievances received from the NCD Holders;
  - vii. any major or significant change in composition of its Board, which may amount to change in control as defined in the SEBI (Substantial Acquisition of Shares and Takeovers) Regulations, 2011;
  - viii. any amalgamation, demerger, merger or corporate restructuring or reconstruction scheme proposed by the Company;
  - ix. any authorisation required under any law or regulation to enable it to perform its obligations under the Transaction Documents;
  - x. quarterly financial results within 45 (forty five) days from the end of each quarter;
  - xi. any change in the constitutional documents of the Company;
  - xii. details of all the material orders, directions, notices, of any court/tribunal affecting the security;
  - xiii. promptly, and in any event within 2 (two) Business Days of receiving any notice of any application for winding up/insolvency having been made; a certificate certifying maintenance of security cover;
  - xiv. provide relevant documents/ information, as applicable, to enable the Debenture Trustee to conduct continuous and periodic due diligence and monitoring of the security interest over the hypothecated assets;
  - xv. the number of grievances pending at the beginning of the quarter, the number and nature of grievances received from the NCD Holders during the quarter, resolved/disposed of by the Company in the quarter and those remaining unresolved by the Company and the reasons for the same; and
  - xvi. statement that the hypothecated assets is sufficient to discharge the claims of the NCD Holders as and when they become due and as mentioned in the asset cover certificate.
- b. The Company shall ensure that all the reporting covenants as per the provisions of SEBI LODR Regulations are complied with including but not limited to the following:
- i. promptly submit to the Debenture Trustee any information, as required by the Debenture Trustee in order to discharge its obligations under the DTD;
  - ii. inform the Stock Exchange and the Debenture Trustee all information having bearing on the performance/operation of the Company, any price sensitive information or any action that may affect the payment of interest or Redemption of the NCDs in terms of Regulation 51(2) of the SEBI (LODR) Regulations.
  - iii. give prior intimation to the Stock Exchange with a copy to the Debenture Trustee at least 11 (eleven) Business Days before the date on and from which the interest on NCDs, and the Redemption Amount of NCDs becomes payable or within such timelines as prescribed under Applicable Law.
  - iv. provide an undertaking to the Stock Exchange on annual basis that all documents and intimations required to be submitted to Debenture Trustees in terms of this Deed and SEBI NCS Regulations have been complied with and furnish a copy of such undertaking to the Debenture Trustee for records.
  - v. inform the Debenture Trustee the status of payment (whether in part or full) of NCDs within 1 (one) Business Day of the payment/redemption.

- c. The Company shall promptly inform the Debenture Trustee the following details (if any) including but not limited to corporate debt restructuring; fraud/defaults by promoter or key managerial personnel or by Company or arrest of key managerial personnel or promoter; and/or reference to National Company Law Tribunal or insolvency petitions (if any) filed by any creditor of the Company.
- d. The Company shall submit to the stock exchange for dissemination, along with the quarterly/half yearly/ annual financial results, all information required under Regulation 52(4) of the SEBI (LODR) Regulations and submit the financial statements to the Debenture Trustee on the same day.
- e. The Company shall ensure compliance with the provisions of the Applicable Law, including but not limited to the SEBI Debenture Trustees Regulations, the SEBI Debenture Trustee Circular and the Companies (Share Capital and NCDs) Rules, 2014.

## TERMS OF THE ISSUE

### Authority for the Issue

This Issue has been authorised by the Board of Directors of our Company pursuant to a resolution passed at their meeting held on May 22, 2023 and the Stock Allotment Committee has approved this Tranche IV Issue vide its resolution dated March 20, 2024. Further, the present borrowing is within the borrowing limits under Section 180(1) (c) of the Companies Act, 2013, duly approved by the Shareholders' *vide* their resolution passed at their AGM held on September 28, 2022.

### Principal Terms & Conditions of the Issue

The NCDs being offered as part of this Tranche IV Issue are subject to the provisions of the SEBI NCS Regulations, the applicable provisions of Companies Act, 2013, the Memorandum and Articles of Association of our Company, the terms of the Shelf Prospectus and this Tranche IV Prospectus, the Application Forms, the terms and conditions of the Debenture Trusteeship Agreement, the Debenture Trust Deed, other applicable statutory and/or regulatory requirements including those issued from time to time by SEBI, the Government of India, BSE, RBI, and/or other statutory/regulatory authorities relating to the offer, issue and listing of securities and any other documents that may be executed in connection with the NCDs.

### Ranking of Secured NCDs

The NCDs being offered as part of this Tranche IV Issue are subject to the provisions of the SEBI NCS Regulations, the applicable provisions of Companies Act, 2013, the Memorandum and Articles of Association of our Company, the terms of the Shelf Prospectus and this Tranche IV Prospectus, the Application Forms, the terms and conditions of the Debenture Trusteeship Agreement, the Debenture Trust Deed, other applicable statutory and/or regulatory requirements including those issued from time to time by SEBI, the Government of India, BSE, RBI, and/or other statutory/regulatory authorities relating to the offer, issue and listing of securities and any other documents that may be executed in connection with the NCDs.

### Security

The principal amount of the Secured NCDs to be issued in terms of this Tranche IV Prospectus together with all interest due on the NCDs, as well as all costs, charges, all fees, remuneration of Debenture Trustee and expenses payable in respect thereof shall be secured by way of subservient charge with existing secured creditors on standard loan receivables and current assets (both present and future) of the company in favour of Debenture Trustee, to be held on *pari passu* basis among the present and / or future NCD holders, as may be applicable.

Our Company will create the security for the NCDs in favour of the Debenture Trustee for the Debenture Holders holding the Secured NCDs on the assets to ensure 100.00% security cover of the amount outstanding including interest in respect of the Secured NCDs at any time.

Our Company has entered into the Debenture Trusteeship Agreement and in furtherance thereof intends to enter into a deed of agreement with the Debenture Trustee, ("**Debenture Trust Deed**"), the terms of which shall govern the appointment of the Debenture Trustee and the issue of the NCDs. Our Company proposes to complete the execution of the Debenture Trust Deed before finalisation of the Basis of Allotment in consultation with the Designated Stock Exchange and shall utilise the funds only after the stipulated security has been created.

Under the terms of the Debenture Trust Deed, our Company will covenant with the Debenture Trustee that it will pay the Debenture Holders holding the NCDs the principal amount on the NCDs on the relevant redemption date and also that it will pay the interest due on the NCDs at the rate specified in this Tranche IV Prospectus and in the Debenture Trust Deed.

The Debenture Trust Deed will also provide that our Company may withdraw any portion of the security subject to prior written consent of the Debenture Trustee and/or may replace with another asset of the same or a higher value.

Our Company confirms that the Tranche IV Issue Proceeds shall be kept in the Public Issue Account until the documents for creation of security i.e. the Debenture Trust Deed, is executed.

Further, in the event our Company fails to execute the Debenture Trust Deed within the period specified in Regulation 18(1) of the SEBI NCS Regulations or such other time frame as may be stipulated from time-to-time, our Company shall pay interest of at least 2% p.a. to each NCD Holder, over and above the agreed coupon rate, till the execution of the

Debenture Trust Deed.

### **Debenture Redemption Reserve**

Pursuant to Section 71 of the Companies Act, 2013 and Rule 18 (7) of the Companies (Share Capital and Debentures) Rules, 2014, each as amended an NBFC is not required to maintain DRR for debentures issued through a public issue. Hence, investors shall not have the benefit of reserve funds to cover the re-payment of the principal and interest on the NCDs.

### **Face Value**

The face value of each NCD to be issued under this Issue shall be ₹ 1,000.

### **Debenture Holder not a Shareholder**

The Debenture Holders will not be entitled to any of the rights and privileges available to the equity and/or preference shareholders of our Company, except to the extent of the right to receive the annual reports of our Company and such other rights as may be prescribed under the Companies Act, 2013 and the rules prescribed thereunder and the SEBI Listing Regulations.

### **Rights of Secured Debenture Holders**

Some of the significant rights available to the Debenture Holders are as follows:

1. The NCDs shall not, except as provided under the Companies Act, 2013, confer upon the Debenture Holders thereof any rights or privileges available to our members including the right to receive notices or annual reports of, or to attend and/or vote, at our general meeting. However, if any resolution affecting the rights attached to the NCDs is to be placed before the members, the said resolution will first be placed before the concerned registered Debenture Holders for their consideration. The opinion of the Debenture Trustee as to whether such resolution is affecting the right attached to the NCDs is final and binding on Debenture Holders. In terms of Section 136 of the Companies Act, 2013, holders of NCDs shall be entitled to a copy of the balance sheet and copy of trust deed on a specific request made to us.
2. Subject to applicable statutory/regulatory requirements and terms of the Debenture Trust Deed, including requirements of the RBI, the rights, privileges and conditions attached to the Secured NCDs may be varied, modified and/or abrogated with the consent in writing of the holders of at least three-fourths of the outstanding amount of the Secured NCDs or with the sanction of a special resolution passed at a meeting of the concerned Debenture Holders, provided that nothing in such consent or resolution shall be operative against us, where such consent or resolution modifies or varies the terms and conditions governing the Secured NCDs, if the same are not acceptable to us.
3. Subject to applicable statutory/regulatory requirements and terms of the Debenture Trust Deed, the registered Debenture Holder or in case of joint-holders, the one whose name stands first in the register of debenture holders shall be entitled to vote in respect of such Secured NCDs, either in person or by proxy, at any meeting of the concerned Secured Debenture Holders and every such holder shall be entitled to one vote on a show of hands and on a poll, his/her voting rights on every resolution placed before such meeting of the Secured Debenture Holders shall be in proportion to the outstanding nominal value of Secured NCDs held by him/her.
4. The Secured NCDs are subject to the provisions of the SEBI NCS Regulations, the applicable provisions of Companies Act, 2013 and the Companies Act, 1956, the Memorandum and Articles of Association of our Company, the terms of this Prospectus, the Application Form, the terms and conditions of the Debenture Trust Deed, requirements of the RBI, other applicable statutory and/or regulatory requirements relating to the issue and listing, of securities and any other documents that may be executed in connection with the Secured NCDs.
5. The Depositories shall maintain the up to date record of holders of the Secured NCDs in dematerialised form. In terms of Section 88(3) of the Companies Act, 2013, the register and index of beneficial of Secured NCDs maintained by a Depository for any Secured NCD in dematerialised form under Section 11 of the Depositories Act shall be deemed to be a register of Debenture Holders for this purpose.
6. A register of Debenture Holders holding Secured NCDs in physical form pursuant to rematerialisation of the Secured NCDs issued pursuant to this Issue ("**Register of Debenture Holder**") will be maintained in accordance with Section 88 of the Companies Act, 2013 and all interest/redemption amounts and principal sums becoming due and payable in



respect of the Secured NCDs will be paid to the registered holder thereof for the time being or in the case of joint-holders, to the person whose name stands first in the Register of Debenture Holders as on the Record Date.

7. Subject to compliance with RBI requirements, Secured NCDs can be rolled over only with the consent of the holders of at least 75% of the outstanding amount of the Secured NCDs after providing at least 21 days' prior notice for such roll over and in accordance with the SEBI NCS Regulations. Our Company shall redeem the debt securities of all the debt securities holders, who have not given their positive consent to the roll-over.
8. The aforementioned rights of the Secured Debenture Holders are merely indicative. The final rights of the Secured Debenture Holders will be as per the terms of the Prospectus, the Debenture Trust Deed to be executed between our Company and the Debenture Trustee.

#### **Debenture Trustees for the Debenture Holders**

We have appointed Vardhman Trusteeship Private Limited to act as the Debenture Trustees for the Debenture Holders in terms of Regulation 8 of the SEBI NCS Regulations and Section 71(5) of the Companies Act, 2013 and the rules prescribed thereunder. We and the Debenture Trustee will execute a Debenture Trust Deed, *inter alia*, specifying the powers, authorities and obligations of the Debenture Trustee and us with respect to the NCDs. The Debenture Holder(s) shall, without further act or deed, be deemed to have irrevocably given their consent to the Debenture Trustee or any of its agents or authorised officials to do all such acts, deeds, matters and things in respect of or relating to the NCDs as the Debenture Trustee may in its absolute discretion deem necessary or require to be done in the interest of the Debenture Holder(s). Any payment made by us to the Debenture Trustee on behalf of the Debenture Holder(s) shall discharge us *pro tanto* to the Debenture Holder(s).

The Debenture Trustee will protect the interest of the Debenture Holders in the event of default by us in regard to timely payment of interest and repayment of principal and they will take necessary action at our cost.

The Debenture Trustee has undertaken the necessary due diligence in accordance with Applicable Law, including the SEBI Debenture Trustee Master Circular and SEBI NCS Regulations.

#### **Terms and Conditions of Debenture Trustee Agreement**

##### **Fees charged by Debenture Trustee**

The Debenture Trustee Agreement (DTA) has been executed as per applicable laws. Service charges of Debenture Trustee are ₹5,00,000, as agreed between the Company and the Debenture Trustee.

##### **Terms of carrying out due diligence:**

- (a) The Debenture Trustee, either through itself or its agents /advisors/consultants, shall carry out requisite diligence to verify the status of encumbrance and valuation of the assets and whether all permissions or consents (if any) as may be required to create the security as stipulated in the Draft Shelf Prospectus/Shelf Prospectus/ Tranche IV Prospectus, has been obtained. For the purpose of carrying out the due diligence as required in terms of the Relevant Laws, the Debenture Trustee, either through itself or its agents /advisors/consultants, shall have the power to examine the books of account of the Company and to have the Company's assets inspected by its officers and/or external auditors/valuers/consultants/lawyers/technical experts/management consultants appointed by the Debenture Trustee.
- (b) The Company shall provide all assistance to the Debenture Trustee to enable verification from the Registrar of Companies, Sub-registrar of Assurances (as applicable), CERSAI, depositories, information utility or any other authority, as may be relevant, where the assets and/or encumbrances in relation to the assets of the Company or any third party security provider are registered / disclosed.
- (c) Further, in the event that existing charge holders have provided conditional consent / permissions to the Company to create further charge on the assets, the Debenture Trustee shall also have the power to verify such conditions by reviewing the relevant transaction documents or any other documents executed between existing charge holders and the Company. The Debenture Trustee shall also have the power to intimate the existing charge holders about proposal of creation of further encumbrance and seeking their comments/ objections, if any.
- (d) Without prejudice to the aforesaid, the Company shall ensure that it provides and procures all information, representations, confirmations and disclosures as may be required in the sole discretion of the Debenture Trustee to

carry out the requisite diligence in connection with the issuance and allotment of the Debentures, in accordance with the relevant laws/ Applicable Law.

- (e) The Debenture Trustee shall have the power to either independently appoint or direct the Company to (after consultation with the Debenture Trustee) appoint intermediaries, valuers, chartered accountant firms, practicing company secretaries, consultants, lawyers and other entities in order to assist in the diligence by the Debenture Trustee. All costs, charges, fees and expenses that are associated with and incurred in relation to the diligence as well as preparation of the reports/certificates/documentation, including all out of pocket expenses towards legal or inspection costs, travelling and other costs, shall be solely borne by the Company.
- (f) The Secured Debentures shall be considered as secured only if the charged asset is registered with Sub-registrar and Registrar of Companies or CERSAI or Depository, etc, as applicable, or is independently verifiable by the debenture trustee.

### **Process of Due Diligence to be carried out by the Debenture Trustee**

Due Diligence will be carried out as per SEBI Debenture Trustee Master Circular, SEBI NCS Regulations and circulars issued by SEBI from time to time. This would broadly include the following:

- A Chartered Accountant (“CA”) appointed by Debenture Trustee will conduct independent due diligence as per scope provided, regarding security offered by the Issuer.
- CA will ascertain, verify, and ensure that the assets offered as security by the Issuer is free from any encumbrances or necessary permission / consent / NOC has been obtained from all existing charge holders.
- CA will conduct independent due diligence on the basis of data / information provided by the Issuer.
- CA will, periodically undertake due diligence as envisaged in SEBI circulars depending on the nature of security.
- On basis of the CA’s report / finding Due Diligence certificate will be issued by Debenture Trustee and will be filed with relevant Stock Exchange.
- Due Diligence conducted is premised on data / information made available to the Debenture Trustee appointed agency and there is no onus of responsibility on Debenture Trustee or its appointed agency for any acts of omission / commission on the part of the Issuer.

While the Debt Security is secured as per terms of the Offer Document and charge is held in favour of the Debenture Trustee, the extent of recovery would depend upon realization of asset value and the Debenture Trustee in no way guarantees / assures full recovery / partial of either principal or interest.

### **Other Confirmations**

The Debenture Trustee confirms that they have undertaken the necessary due diligence in accordance with Applicable Law, including the SEBI (Debenture Trustees) Regulations, 1993, read with the SEBI Debenture Trustee Master Circular.

The Debenture Trustee undertakes that the NCDs shall be considered as secured only if the charged asset is registered with sub-registrar and Registrar of Companies or CERSAI or depository, etc., as applicable, or is independently verifiable by the Debenture Trustee.

### **Events of Default (including manner of voting/conditions of joining Inter Creditor Agreements)**

Subject to the terms of the Debenture Trust Deed, the Debenture Trustee, at its discretion may, or if so requested in writing by the holders of at least three-fourths of the outstanding amount of the NCDs or with the sanction of a special resolution, passed at a meeting of the Debenture Holders, (subject to being indemnified and/or secured by the Debenture Holders to its satisfaction), give notice to our Company specifying that the NCDs and/or any particular options of NCDs, in whole but not in part are and have become due and repayable on such date as may be specified in such notice inter alia if any of the events listed below occurs. The description below is indicative and a complete list of events of default including cross defaults, if any, and its consequences will be specified in the Debenture Trust Deed:

Indicative list of Events of Default:

- (i) default is committed in payment of the principal amount of the NCDs on the due date(s);
- (ii) default is committed in payment of any interest on the NCDs on the due date(s);
- (iii) default is committed in payment of any other amounts outstanding on the NCDs;
- (iv) defaults in performance or compliance with one or more of its material obligations, covenant, condition or provisions in relation to the NCDs and/or the Transaction Documents, which default is incapable of remedy or, if in the reasonable opinion of the Debenture Trustee is capable of remedy, is not remedied within 30 (thirty) days of written notice of such default being provided to the Company by the Debenture Trustee;
- (v) if the Company creates or attempts to create any additional charge on the Secured Assets or any part thereof without the prior approval of the Debenture Trustee.
- (vi) if in the opinion of the Debenture Trustee, the Security is in jeopardy.
- (vii) an order is made or an effective resolution passed for the winding-up or dissolution, judicial management or administration of the Company, or the Company ceases or threatens to cease to carry on all or substantially all of its business or operations, except for the purpose of and followed by a reconstruction, amalgamation, reorganisation, merger or consolidation on terms approved by a Special Resolution of the NCD Holders;
- (viii) the Company commences a voluntary proceeding under any applicable bankruptcy, insolvency, winding up or other similar law now or hereafter in effect, or consent to the entry of an order for relief in an involuntary proceeding under any such law, or consent to the appointment or taking possession by a receiver, liquidator, assignee (or similar official) for any or a substantial part of its property or take any action towards its re-organisation, liquidation or dissolution;
- (ix) any step is taken by Governmental Authority or agency or any other competent authority, with a view to the seizure, compulsory acquisition, expropriation or nationalisation of all or (in the opinion of the Debenture Trustee) a material part of the assets of the Company which is material to the Company;
- (x) the Company without the consent of Debenture Trustee ceases to carry on its business or gives notice of its intention to do so; and
- (xi) any event occurs which under the laws of any relevant jurisdiction has an analogous effect to any of the events referred to in any of the foregoing paragraphs.

In accordance with the SEBI Debenture Trustee Master Circular, in case of 'Default' by Issuers of listed debt securities", post the occurrence of a "default", the consent of the NCD Holders for entering into an inter-creditor agreement (the "ICA")/enforcement of security shall be sought by the debenture trustee after providing a notice to the investors in the manner stipulated under applicable law. Further, the meeting of the NCD Holders shall be held within the period stipulated under applicable law. In case(s) where majority of investors express their consent to enter into the ICA, the debenture trustee shall enter into the ICA on behalf of the investors upon compliance with the conditions as stipulated in the abovementioned circular. In case consents are not received for signing the ICA, the debenture trustee shall take further action, if any, as per the decision taken in the meeting of the investors. The consent of the majority of investors shall mean the approval of not less than 75% of the investors by value of the outstanding debt and 60% of the investors by number at the ISIN level.

Regulation 51 read with the Explanation to Clause A (11) in Part B of Schedule III of the SEBI Listing Regulations, defines 'default' as non-payment of interest or principal amount in full on the pre-agreed date which shall be recognized at the first instance of delay in the servicing of any interest or principal on debt.

It is hereby confirmed, in case of an occurrence of a "default", the Debenture Trustee shall abide and comply with the procedures mentioned in the SEBI Debenture Trustee Master Circular.

#### **Market Lot and Trading Lot**

Since trading of the NCDs is in dematerialised form, the tradable lot is one NCD.

Allotment in this Tranche IV Issue will be in Demat form in multiples of one NCD. For details of allotment, see “*Issue Procedure*” on page 246.

### **Nomination facility to Debenture Holder**

In accordance with Rule 19 of the Companies (Share Capital and Debentures) Rules, 2014 (“**Rule 19**”) and Section 72 of the Companies Act, 2013, the sole Debenture Holder, or first Debenture Holder, along with other joint Debenture Holders’ (being individual(s)), may nominate, in the Form No. SH.13, any one person in whom, in the event of the death of Applicant the NCDs Allotted, if any, will vest. Where the nomination is made in respect of the NCDs held by more than one person jointly, all joint holders shall together nominate in Form No. SH.13 any person as nominee. A nominee entitled to the NCDs by reason of the death of the original holder(s), will, in accordance with Rule 19 and Section 56 of the Companies Act, 2013, be entitled to the same benefits to which he or she will be entitled if he or she were the registered holder of the NCDs. Where the nominee is a minor, the holder(s) may make a nomination to appoint, in Form No. SH.14, any person to become entitled to NCDs in the event of the holder’s death during minority. A nomination will stand rescinded on a sale/transfer/alienation of NCDs by the person nominating. A buyer will be entitled to make a fresh nomination in the manner prescribed. Fresh nomination can be made only on the prescribed form available on request at our Registered Office, Corporate Office or with the Registrar to the Issue.

Debenture Holder(s) are advised to provide the specimen signature of the nominee to us to expedite the transmission of the NCD(s) to the nominee in the event of demise of the Debenture Holder(s). The signature can be provided in the Application Form or subsequently at the time of making fresh nominations. This facility of providing the specimen signature of the nominee is purely optional.

In accordance with Rule 19, any person who becomes a nominee by virtue of the Rule 19, will on the production of such evidence as may be required by the Board, elect either:

- to register himself or herself as the holder of the NCDs; or
- to make such transfer of the NCDs, as the deceased holder could have made.

Further, the Board may at any time give notice requiring any nominee to choose either to be registered himself or herself or to transfer the NCDs, and if the notice is not complied with, within a period of 90 days, the Board may thereafter withhold payment of all interests or redemption amounts or other monies payable in respect of the NCDs, until the requirements of the notice have been complied with.

For all NCDs held in the dematerialized form, nominations registered with the respective Depository Participant of the Applicant would prevail. If the Investors require changing their nomination, they are requested to inform their respective Depository Participant in connection with NCDs held in the dematerialized form.

A nomination may be cancelled or varied by nominating any other person in place of the present nominee, by the Debenture Holder who has made the nomination, by giving a notice of such cancellation or variation in the prescribed manner as per applicable laws. The cancellation or variation shall take effect from the date on which the notice of such variation or cancellation is received.

For all NCDs held in the dematerialised form and since the allotment of NCDs pursuant to this Issue will be made only in dematerialized mode, there is no need to make a separate nomination with our Company. The nominations registered with the respective Depository Participant of the Applicant would prevail. If the Investors require changing their nomination, they are requested to inform their respective Depository Participant in connection with NCDs held in the dematerialised form.

### **Jurisdiction**

Exclusive jurisdiction for the purpose of this Tranche IV Issue is with the competent courts of jurisdiction in Cochin, Kerala India.

### **Application in the Issue**

Applicants shall apply in this Tranche IV Issue in dematerialised form only, through a valid Application Form filled in by the Applicant along with attachment, as applicable. Further, Applications in this Issue shall be made through the ASBA facility only (including Applications made by UPI Investors under the UPI Mechanism).

In terms of Regulation 7 of the SEBI NCS Regulations, our Company will make public issue of the NCDs in the dematerialised form only.

However, in terms of Section 8(1) of the Depositories Act, our Company, at the request of the Investors who wish to hold the NCDs in physical form will rematerialize the NCDs. However, any trading of the NCDs shall be compulsorily in dematerialised form only.

### **Form of Allotment and Denomination of Secured NCDs**

As per the SEBI NCS Regulations, the trading of the Secured NCDs on the Stock Exchange shall be in dematerialized form only in multiples of one (1) NCD (“**Market Lot**”). Allotment in this Issue to all allottees, will be in electronic form i.e. in dematerialised form and in multiples of one NCD.

For details of allotment please see “*Issue Procedure*” on page 246.

### **Transfer/Transmission of NCD(s)**

The NCDs shall be transferred or transmitted freely in accordance with the applicable provisions of the Companies Act, 2013. The NCDs held in dematerialised form shall be transferred subject to and in accordance with the rules/procedures as prescribed by NSDL/CDSL and the relevant DPs of the transfer or transferee and any other applicable laws and rules notified in respect thereof. The transferee(s) should ensure that the transfer formalities are completed prior to the Record Date. The seller should give delivery instructions containing details of the buyer’s DP account to his Depository Participant.

In the absence of the same, interest will be paid/redemption will be made to the person, whose name appears in the register of debenture holders maintained by the Depositories. In such cases, claims, if any, by the transferees would need to be settled with the transferor(s) and not with the Company or Registrar.

Pursuant to the SEBI (Listing Obligations and Disclosure Requirements) (Fourth Amendment) Regulations, 2018 read with SEBI Press release (no. 49/ 2018) dated December 3, 2018, NCDs held in physical form, pursuant to any rematerialisation, as above, cannot be transferred except by way of transmission or transposition, from April 1, 2019. However, any trading of the NCDs issued pursuant to this Issue shall be compulsorily in dematerialised form only.

### **Title**

In case of:

- the NCDs held in the dematerialised form, the person for the time being appearing in the record of beneficial owners maintained by the Depository; and
- the NCD held in physical form, pursuant to any rematerialisation, the person for the time being appearing in the Register of Debenture Holders as Debenture Holder shall be treated for all purposes by our Company, the Debenture Trustee, the Depositories and all other persons dealing with such person as the holder thereof and its absolute owner for all purposes regardless of any notice of ownership, trust or any interest in it or any writing on, theft or loss of the Consolidated NCD Certificate issued in respect of the NCDs and no person will be liable for so treating the Debenture Holder.

No transfer of title of NCD will be valid unless and until entered on the Register of Debenture Holders or the register and index of Debenture Holders maintained by the Depository prior to the Record Date. In the absence of transfer being registered, interest and/or Maturity Amount, as the case may be, will be paid to the person, whose name appears first in the Register of Debenture Holders maintained by the Depositories and/or our Company and/or the Registrar, as the case may be. In such cases, claims, if any, by the purchasers of the NCDs will need to be settled with the seller of the NCDs and not with our Company or the Registrar.

### **Succession**

Where NCDs are held in joint names and one of the joint holders dies, the survivor(s) will be recognized as the Debenture Holder(s). It will be sufficient for our Company to delete the name of the deceased Debenture Holder after obtaining satisfactory evidence of his death. Provided, a third person may call on our Company to register his name as successor of the deceased Debenture Holder after obtaining evidence such as probate of a will for the purpose of proving his title to the

debentures. In the event of demise of the sole or first holder of the Debentures, the Company will recognise the executors or administrator of the deceased Debenture Holders, or the holder of the succession certificate or other legal representative as having title to the Debentures only if such executor or administrator obtains and produces probate or letter of administration or is the holder of the succession certificate or other legal representation, as the case may be, from an appropriate court in India. The directors of the Company in their absolute discretion may, in any case, dispense with production of probate or letter of administration or succession certificate or other legal representation. In case of death of Debenture Holders who are holding NCDs in dematerialised form, third person is not required to approach the Company to register his name as successor of the deceased Debenture Holder. He shall approach the respective Depository Participant of the Debenture Holder for this purpose and submit necessary documents as required by the Depository Participant.

Where a non-resident Indian becomes entitled to the NCDs by way of succession, the following steps have to be complied with:

1. Documentary evidence to be submitted to the Legacy Cell of the RBI to the effect that the NCDs were acquired by the non-resident Indian as part of the legacy left by the deceased Debenture Holder.
2. Proof that the non-resident Indian is an Indian national or is of Indian origin.
3. Such holding by a non-resident Indian will be on a non-repatriation basis.

#### **Joint-holders**

Where two or more persons are holders of any NCD(s), they shall be deemed to hold the same as joint holders with benefits of survivorship subject to other provisions contained in the Articles.

#### **Procedure for Re-materialization of NCDs**

Debenture Holders who wish to hold the NCDs in physical form may do so by submitting a request to their DP at any time after Allotment in accordance with the applicable procedure stipulated by the DP, in accordance with the Depositories Act and/or rules as notified by the Depositories from time to time. **Holders of NCDs who propose to dematerialise their NCDs, would have to mandatorily submit details of their bank mandate along with a copy of any document evidencing that the bank account is in the name of the holder of such NCDs and their Permanent Account Number to the Company and the DP. No proposal for rematerialisation of NCDs would be considered if the aforementioned documents and details are not submitted along with the request for such rematerialisation.**

#### **Restriction on transfer of NCDs**

There are no restrictions on transfers and transmission of NCDs Allotted pursuant to this Issue. Pursuant to the SEBI Listing Regulations, NCDs held in physical form, pursuant to any rematerialisation, as above, cannot be transferred except by way of transmission or transposition, with effect from April 1, 2019.

#### **Period of Subscription**

The subscription list shall remain open for a period as indicated below, with an option for early closure or extension by such period, as may be decided by the Board or a duly authorised committee of Directors of our Company, subject to necessary approvals. In the event of such early closure of this Tranche IV Issue, our Company shall ensure that notice of such early closure is given one day prior to such early date of closure through advertisement/s in a leading national daily newspaper and a local newspaper in the state of Kerala, with wide circulation.

#### **Issue Programme**

<b>Tranche IV Issue Opening Date</b>	Wednesday, April 10, 2024#
<b>Tranche IV Issue Closing Date</b>	Thursday, April 25, 2024*

*# This Tranche IV Issue shall remain open for subscription on Working Days from 10:00 a.m. to 5:00 p.m. (Indian Standard Time) during the period as indicated in this Tranche IV Prospectus. Our Company may, in consultation with the Lead Manager, consider closing this Tranche IV Issue on such earlier date or extended date (subject to a minimum period of three working days and a maximum period of 10 working days from the date of opening of this Tranche IV Issue and subject to not exceeding thirty days from filing of this Tranche IV Prospectus with ROC, including any extensions), as may be decided by the Board of Directors or a duly constituted committee thereof of the Company, subject to relevant approvals, in accordance with the Regulation 33A of the SEBI NCS Regulations. In the event of an early closure or extension of this Tranche IV Issue, our Company shall ensure that notice of the same is provided to the prospective investors through an advertisement in an English daily national newspaper with wide circulation and a regional daily with wide*

circulation where the registered office of the Company is located (in all the newspapers in which pre-issue advertisement for opening of this Tranche IV Issue has been given on or before such earlier or initial date of Tranche IV Issue closure). On the Tranche IV Issue Closing Date, the Application Forms will be accepted only between 10:00 a.m. and 3:00 p.m. (Indian Standard Time) and uploaded until 5 p.m. or such extended time as may be permitted by the Stock Exchange. Further, pending mandate requests for bids placed on the last day of bidding will be validated by 5:00 p.m. on one Working Day post this Tranche IV Issue Closing Date. For further details please see "General Information" on page 42.

*\*Application (including Application under the UPI Mechanism) and any further changes to the Applications shall be accepted only between 10.00 a.m. and 5.00 p.m. (Indian Standard Time, "IST") during this Tranche IV Issue Period as mentioned above by the Members of the Syndicate, Trading Members and Designated Branches of SCSBs, except that on this Tranche IV Issue Closing Date when the Applications and any further changes in details in Applications, if any, shall be accepted only between 10.00 a.m. and 3.00 p.m. (IST) and shall be uploaded until 5.00 p.m. (IST) or such extended time as permitted by the Stock Exchange. Additionally, an Investor may also submit the Application Form through the app or web interface of the Stock Exchange. It is clarified that the Applications not uploaded in the Stock Exchange platform would be rejected.*

*Due to limitation of time available for uploading the Applications on the Tranche IV Issue Closing Date, the Applicants are advised to submit their Applications one day prior to this Tranche IV Issue Closing Date and, in any case, no later than 3.00 p.m. (IST) on the Tranche IV Issue Closing Date. All times mentioned in this Tranche IV Prospectus are Indian Standard Time. Applicants are cautioned that in the event a large number of Applications are received on the Tranche IV Issue Closing Date, as is typically experienced in public offerings, some Applications may not get uploaded due to lack of sufficient time. Such Applications that cannot be uploaded will not be considered for Allocation under this Tranche IV Issue. Applications will be accepted only on Business Days, i.e., Monday to Friday (excluding any public holiday). Neither our Company, nor the Lead Manager, nor any Member of the Syndicate, Trading Members or Designated Branches of SCSBs is liable for any failure in uploading the Applications due to faults in any software/hardware system or otherwise. Please note that, within each category of Investors, the Basis of Allotment under this Tranche IV Issue will be on date priority basis, however, from the date of oversubscription and thereafter, the allotments will be made to the applicants on proportionate basis.*

### **Basis of payment of Interest**

NCDs once Allotted under any particular category of NCDs shall continue to bear the applicable tenor, Coupon/Yield and Redemption Amount as at the time of original Allotment irrespective of the category of Debenture Holder on any Record Date, and such Tenor, Coupon/Yield and Redemption Amount as at the time of original Allotment will not be impacted by trading of any series of NCDs between the categories of persons or entities in the secondary market.

Payment of Interest/Maturity Amount will be made to those Debenture Holders whose names appear in the Register of Debenture Holders (or to first holder in case of joint-holders) as on Record Date.

We may enter into an arrangement with one or more banks in one or more cities for direct credit of interest to the account of the Investors. In such cases, interest, on the Interest Payment Date, would be directly credited to the account of those Investors who have given their bank mandate.

We may offer the facility of NACH, NEFT, RTGS, Direct Credit and any other method permitted by RBI and SEBI from time to time to help Debenture Holders. The terms of this facility (including towns where this facility would be available) would be as prescribed by RBI. Please see, "Terms of the Issue - Manner of Payment of Interest / Redemption Amounts" on page 240.

### **Taxation**

Any tax exemption certificate/document must be lodged at the office of the Registrar at least 15 (fifteen) days prior to the Record Date or as specifically required, failing which tax applicable on interest will be deducted at source on accrual thereof in our Company's books and/or on payment thereof, in accordance with the provisions of the IT Act and/or any other statutory modification, enactment or notification as the case may be. A tax deduction certificate will be issued for the amount of tax so deducted.

If the date of interest payment falls on a Saturday, Sunday or a public holiday in Mumbai or any other payment centre notified in terms of the Negotiable Instruments Act, 1881, then interest would be paid on the next working day. Payment of interest would be subject to the deduction as prescribed in the I.T. Act or any statutory modification or re-enactment thereof for the time being in force.

*Subject to the terms and conditions in connection with computation of applicable interest on the Record Date, please note that in case the NCDs are transferred and/or transmitted in accordance with the provisions of the Prospectus read with the provisions of the Articles of Association of our Company, the transferee of such NCDs or the deceased holder of NCDs, as the case may be, shall be entitled to any interest which may have accrued on the NCDs.*

## **Day Count Convention**

Interest shall be computed on actual/actual basis i.e. on the principal outstanding on the NCDs as per the SEBI Master Circular.

## **Effect of holidays on payments**

If the date of payment of interest does not fall on a Working Day, then the interest payment will be made on succeeding Working Day (the “**Effective Date**”), however the calculation for payment of interest will be only till the originally stipulated Interest Payment Date. The dates of the future interest payments would be as per the originally stipulated schedule. Payment of interest will be subject to the deduction of tax as per Income Tax Act or any statutory modification or re-enactment thereof for the time being in force. In case the Maturity Date (also being the last Interest Payment Date) does not fall on a Working Day, the payment will be made on the immediately preceding Working Day, along with coupon/interest accrued on the NCDs until but excluding the date of such payment.

## **Illustration for guidance in respect of the day count convention and effect of holidays on payments**

The illustration for guidance in respect of the day count convention and effect of holidays on payments, as required by SEBI Master Circular as shall be disclosed in the Prospectus.

## **Maturity and Redemption**

The NCDs issued pursuant to this Tranche IV Prospectus have a fixed maturity date. The NCDs will be redeemed at the expiry of 26 months from the Deemed Date of Allotment for Options I, V and IX, 38 months from the Deemed Date of Allotment for Options II, VI and X, 60 months from the Deemed Date of Allotment for Options III, VII and XI, 72 months from the Deemed Date of Allotment for Options IV, VIII and XII and 94 months from the deemed allotment for Option XIII.

## **Application Size**

Each Application should be for a minimum of 10 NCDs and multiples of one NCD thereof. The minimum Application size for each Application would be ₹10,000 (for all kinds of Options)/ NCDs either taken individually or collectively) and in multiples of ₹1,000 thereafter.

Applicants can apply for any or all Options of NCDs offered hereunder provided the Applicant has applied for minimum Application size using the same Application Form.

**Applicants are advised to ensure that Application made by them do not exceed the investment limits or maximum number of NCDs that can be held by them under applicable statutory and or regulatory provisions.**

## **Terms of Payment**

The entire issue price of ₹ 1,000 per NCD is blocked in the ASBA Account on Application itself. In case of Allotment of lesser number of NCDs than the number of NCDs applied for, our Company shall instruct the SCSBs to unblock the excess amount blocked on Application in accordance with the terms of the Prospectus.

## **Manner of Payment of Interest / Redemption Amounts**

The manner of payment of interest / redemption in connection with the NCDs is set out below:

### ***For NCDs held in dematerialised form:***

The bank details will be obtained from the Depositories for payment of interest / redemption amount as the case may be. Holders of the NCDs, are advised to keep their bank account details as appearing on the records of the Depository Participant updated at all points of time. Please note that failure to do so could result in delays in credit of interest/redemption amounts at the Applicant’s sole risk, and the Lead Manager, our Company or the Registrar shall have no responsibility and undertake no liability for the same.

### ***For NCDs held in physical form on account of re-materialization:***



In case of NCDs held in physical form, on account of rematerialisation, the bank details will be obtained from the documents submitted to the Company along with the rematerialisation request. For further details, please see “*Terms of the Issue – Procedure for Re-materialization of NCDs*” on page 238.

The mode of payment of interest/redemption amount shall be undertaken in the following order of preference:

1. **Direct Credit/ NACH/ RTGS:** Investors having their bank account details updated with the Depository shall be eligible to receive payment of interest / redemption amount, through:
  - (i) **Direct Credit.** interest / redemption amount would be credited directly to the bank accounts of the Investors, if held with the same bank as the Company.
  - (ii) **NACH:** National Automated Clearing House which is a consolidated system of ECS. Payment of interest / redemption amount would be done through NACH for Applicants having an account at one of the centres specified by the RBI, where such facility has been made available. This would be subject to availability of complete bank account details including Magnetic Ink Character Recognition (MICR) code wherever applicable from the depository. The payment of interest / redemption amount through NACH is mandatory for Applicants having a bank account at any of the centres where NACH facility has been made available by the RBI (subject to availability of all information for crediting the interest / redemption amount through NACH including the MICR code as appearing on a cheque leaf, from the depositories), except where Applicant is otherwise disclosed as eligible to get interest / redemption amount through NEFT or Direct Credit or RTGS.
  - (iii) **RTGS:** Applicants having a bank account with a participating bank and whose interest / redemption amount exceeds ₹ 2 lakhs, or such amount as may be fixed by RBI from time to time, have the option to receive the interest / redemption amount through RTGS. Such eligible Applicants who indicate their preference to receive interest / redemption amount through RTGS are required to provide the IFSC code in the Application Form or intimate our Company and the Registrar to the Issue at least 7 (seven) days before the Record Date. Charges, if any, levied by the Applicant’s bank receiving the credit would be borne by the Applicant. In the event the same is not provided, interest / redemption amount shall be made through NECS subject to availability of complete bank account details for the same as stated above.
  - (iv) **NEFT:** Payment of interest / redemption amount shall be undertaken through NEFT wherever the Applicants’ bank has been assigned the Indian Financial System Code (“**IFSC**”), which can be linked to a Magnetic Ink Character Recognition, if any, available to that particular bank branch. IFSC Code will be obtained from the website of RBI as on a date immediately prior to the date of payment of the interest / redemption amounts, duly mapped with MICR numbers. Wherever the Applicants have registered their nine-digit MICR number and their bank account number while opening and operating the de-mat account, the same will be duly mapped with the IFSC Code of that particular bank branch and the payment of interest / redemption amount will be made to the Applicants through this method.
2. **Registered Post/Speed Post:** For all other Debenture Holders, including those who have not updated their bank particulars with the MICR code, the interest payment / redemption amount shall be paid by way of interest/ redemption warrants dispatched through speed post/ registered post only to Applicants that have provided details of a registered address in India.

### **Printing of Bank Particulars on Interest/ Redemption Warrants**

As a matter of precaution against possible fraudulent encashment of interest/ redemption warrants due to loss or misplacement, the particulars of the Applicant’s bank account are mandatorily required to be given for printing on the orders/ warrants. In relation to NCDs held dematerialised form, these particulars would be taken directly from the depositories. In case of NCDs held in physical form on account of rematerialisation, the Investors are advised to submit their bank account details with our Company / Registrar at least fifteen (15) days prior to the Record Date failing which the orders / warrants will be dispatched to the postal address of the holder of the NCD as available in the records of our Company. Bank account particulars will be printed on the warrants which can then be deposited only in the account specified.

### **Loan against NCDs**

Pursuant to RBI Circular dated June 27, 2013, our Company, being an NBFC, is not permitted to extend any loans against the security of its NCDs.

## **Buy Back of NCDs**

Our Company may, at its sole discretion, from time to time, consider, subject to applicable statutory and/or regulatory requirements, buyback of NCDs, upon such terms and conditions as may be decided by our Company.

Our Company may from time to time invite the Debenture Holders to offer the NCDs held by them through one or more buy-back schemes and/or letters of offer upon such terms and conditions as our Company may from time to time determine, subject to applicable statutory and/or regulatory requirements. Such NCDs which are bought back may be extinguished, re-issued and/or resold in the open market with a view of strengthening the liquidity of the NCDs in the market, subject to applicable statutory and/or regulatory requirements.

## **Procedure for Redemption by Debenture Holders**

The procedure for redemption is set out below:

### ***NCDs held in physical form on account of re-materialization:***

No action would ordinarily be required on the part of the Debenture Holder at the time of redemption and the redemption proceeds would be paid to those Debenture Holders whose names stand in the register of Debenture Holders maintained by us on the Record Date fixed for the purpose of redemption. However, our Company may require that the NCD certificate(s), duly discharged by the sole holder/all the joint-holders (signed on the reverse of the NCD certificate(s)) be surrendered for redemption on maturity and should be sent by the Debenture Holder(s) by Registered Post with acknowledgment due or by hand delivery to our office or to such persons at such addresses as may be notified by us from time to time. Debenture Holder(s) may be requested to surrender the NCD certificate(s) in the manner as stated above, not more than three months and not less than one month prior to the redemption date so as to facilitate timely payment.

We may at our discretion redeem the NCDs without the requirement of surrendering of the NCD certificates by the holder(s) thereof. In case we decide to do so, the holders of NCDs need not submit the NCD certificates to us and the redemption proceeds would be paid to those Debenture Holders whose names stand in the register of Debenture Holders maintained by us on the Record Date fixed for the purpose of redemption of NCDs. In such case, the NCD certificates would be deemed to have been cancelled. Also see “*Terms of the Issue - Payment on Redemption*” on page 242.

### ***NCDs held in electronic form:***

No action is required on the part of Debenture Holder(s) at the time of redemption of NCDs.

## **Payment on Redemption**

The manner of payment of redemption is set out below:

### ***NCDs held in physical form on account of re-materialisation***

The payment on redemption of the NCDs will be made by way of cheque/pay order/ electronic modes. However, if our Company so requires, the aforementioned payment would only be made on the surrender of NCD certificate(s), duly discharged by the sole holder / all the joint-holders (signed on the reverse of the NCD certificate(s)). Dispatch of cheques/pay order, etc. in respect of such payment will be made on the redemption date or (if so requested by our Company in this regard) within a period of 30 days from the date of receipt of the duly discharged NCD certificate.

In case we decide to do so, the redemption proceeds in the manner stated above would be paid on the redemption date to those Debenture Holders whose names stand in the Register of Debenture Holders maintained by us/Registrar to the Issue on the Record Date fixed for the purpose of redemption. Hence the transferees, if any, should ensure lodgement of the transfer documents with us at least 15 (fifteen) days prior to the Record Date. In case the transfer documents are not lodged with us at least 15 (fifteen) days prior to the Record Date and we dispatch the redemption proceeds to the transferor, claims in respect of the redemption proceeds should be settled amongst the parties *inter se* and no claim or action shall lie against us or the Registrar.

Our liability to holder(s) towards their rights including for payment or otherwise shall stand extinguished from the date of redemption in all events and when we dispatch the redemption amounts to the Debenture Holder(s).

Further, we will not be liable to pay any interest, income or compensation of any kind from the date of redemption of the NCD(s).

### ***NCDs held in electronic form***

On the redemption date, redemption proceeds would be paid by cheque /pay order / electronic mode to those Debenture Holders whose names appear on the list of beneficial owners given by the Depositories to us. These names would be as per the Depositories' records on the Record Date fixed for the purpose of redemption. These NCDs will be simultaneously extinguished to the extent of the amount redeemed through appropriate debit corporate action upon redemption of the corresponding value of the NCDs. It may be noted that in the entire process mentioned above, no action is required on the part of Debenture Holders.

Our liability to Debenture Holder(s) towards his/their rights including for payment or otherwise shall stand extinguished from the date of redemption in all events and when we dispatch the redemption amounts to the Debenture Holder(s).

Further, we will not be liable to pay any interest, income or compensation of any kind from the date of redemption of the NCD(s).

### **Right to reissue NCD(s)**

Subject to the provisions of the Companies Act, 2013, where we have fully redeemed or repurchased any NCD(s), we shall have and shall be deemed always to have had the right to keep such NCDs in effect without extinguishment thereof, for the purpose of resale or reissue and in exercising such right, we shall have and be deemed always to have had the power to resell or reissue such NCDs either by reselling or reissuing the same NCDs or by issuing other NCDs in their place. The aforementioned right includes the right to reissue original NCDs.

### **Sharing of information**

We may, at our option, use on our own, as well as exchange, share or part with any financial or other information about the Debenture Holders available with us, and affiliates and other banks, financial institutions, credit bureaus, agencies, statutory bodies, as may be required and neither we or our affiliates nor their agents shall be liable for use of the aforesaid information.

### **Notices**

All notices to the Debenture Holder(s) required to be given by us or the Debenture Trustee shall be published in one English language newspaper having wide circulation and one regional language daily newspaper in Kerala and/or will be sent by post/ courier or through email or other electronic media to the registered holders of the NCD(s) from time to time.

### **Issue of a NCD Certificate(s)**

If any NCD certificate(s), issued pursuant to rematerialisation, if any, is/are mutilated or defaced or the cages for recording transfers of NCDs are fully utilised, the same may be replaced by us against the surrender of such certificate(s). Provided, where the NCD certificate(s) are mutilated or defaced, the same will be replaced as aforesaid only if the certificate numbers and the distinctive numbers are legible.

If any NCD certificate is destroyed, stolen or lost then upon production of proof thereof to our satisfaction and upon furnishing such indemnity/security and/or documents as we may deem adequate, duplicate NCD certificate(s) shall be issued. Upon issuance of a duplicate NCD certificate, the original NCD certificate shall stand cancelled.

### **Future Borrowings**

We will be entitled to borrow/raise loans or avail of financial assistance in whatever form as also to issue debentures/ NCDs/other securities in any manner having such ranking in priority, *pari passu* or otherwise, subject to applicable consents, approvals or permissions that may be required under any statutory/regulatory/contractual requirement, and change the capital structure including the issue of shares of any class, on such terms and conditions as we may think appropriate, without the consent of, or intimation to, the Debenture Holders or the Debenture Trustee in this connection.

### **Impersonation**

As a matter of abundant caution, attention of the Investors is specifically drawn to the provisions of sub-section (1) of Section 38 of the Companies Act, 2013 which is reproduced below:

*“Any person who:*

- (a) makes or abets making of an application in a fictitious name to a company for acquiring, or subscribing for, its securities; or*
- (b) makes or abets making of multiple applications to a company in different names or in different combinations of his name or surname for acquiring or subscribing for its securities; or*
- (c) otherwise induces directly or indirectly a company to allot, or register any transfer of, securities to him, or to any other person in a fictitious name, shall be liable for action under Section 447.”*

The liability prescribed under Section 447 of the Companies Act 2013 for fraud involving an amount of at least ₹ 10 lakh or 1% of the turnover of the Company, whichever is lower, includes imprisonment for a term which shall not be less than six months extending up to 10 years (provided that where the fraud involves public interest, such term shall not be less than three years) and fine of an amount not less than the amount involved in the fraud, extending up to three times of such amount. In case the fraud involves (i) an amount which is less than ₹ 10 lakh or 1% of the turnover of the Company, whichever is lower; and (ii) does not involve public interest, then such fraud is punishable with an imprisonment for a term extending up to five years or a fine of an amount extending up to ₹ 50 lakh or with both.

### **Pre-closure**

Our Company, in consultation with the Lead Manager reserves the right to close this Issue at any time prior to the Tranche IV Issue Closing Date, subject to receipt of minimum subscription (75% of the Base Issue, i.e. ₹ 7,500 lakh). Our Company shall allot NCDs with respect to the Application Forms received at the time of such pre-closure in accordance with the Basis of Allotment as described herein and subject to applicable statutory and/or regulatory requirements. In the event of such early closure of this Issue, our Company shall ensure that public notice of such early closure is published on or before such early date of closure or the Tranche IV Issue Closing Date for this Issue, as applicable, through advertisement(s) in all those newspapers in which pre-issue advertisement and advertisement for opening or closure of this Tranche IV Issue have been given.

### **Minimum Subscription**

If our Company does not receive the minimum subscription of 75% of Base Issue Size i.e. ₹ 7,500 lakh, prior to the Tranche IV Issue Closing Date, the entire Application Amount shall be unblocked in the relevant ASBA Account(s) of the Applicants within six Working Days from the Tranche IV Issue Closing Date provided wherein, the Application Amount has been transferred to the Public Issue Account from the respective ASBA Accounts, such Application Amount shall be refunded from the Refund Account to the relevant ASBA Account(s) of the Applicants within six Working Days from the Tranche IV Issue Closing Date, failing which the Company will become liable to refund the Application Amount along with interest at the rate 15 (fifteen) percent per annum for the delayed period.

Under Section 39(3) of the Companies Act, 2013 and Rule 11(2) of the Companies (Prospectus and Allotment of Securities) Rules, 2014 if the stated minimum subscription amount is not received within the specified period, the application money received is to be credited only to the bank account from which the subscription amount was remitted. To the extent possible, where the required information for making such refunds is available with our Company and/or Registrar, refunds will be made to the account prescribed. However, where our Company and/or Registrar does not have the necessary information for making such refunds, our Company and/or Registrar will follow the guidelines prescribed by SEBI in this regard included in the SEBI Master Circular.

### **Pre-Issue Advertisement**

Subject to Section 30 of the Companies Act, 2013, our Company will issue a statutory advertisement on or before the Tranche IV Issue Opening Date. This advertisement will contain the information as prescribed in Schedule V of SEBI NCS Regulations in compliance with the Regulation 30(1) of SEBI NCS Regulations. Material updates, if any, between the date of filing of the Prospectus with RoC and the date of release of the statutory advertisement, will be included in the statutory advertisement.

### **Listing**

The NCDs offered through the Prospectus are proposed to be listed on the BSE. Our Company has obtained an ‘in-

principle' approval for the Issue from the BSE vide their letter DCS/BM/PI-BOND/009/23-24 dated August 21, 2023. For the purposes of the Issue, BSE shall be the Designated Stock Exchange.

Our Company will use best efforts to ensure that all steps for the completion of the necessary formalities for listing at the Stock Exchange is taken within six Working Days of the Tranche IV Issue Closing Date. For the avoidance of doubt, it is hereby clarified that in the event of non- subscription to any one or more of the option, such option(s) of NCDs shall not be listed. If permissions to deal in and for an official quotation of our NCDs are not granted by the Stock Exchange, our Company will forthwith repay, without interest, all moneys received from the applicants in pursuance of the Prospectus.

#### **Guarantee/ Letter of Comfort**

This Tranche IV Issue is not backed by a guarantee or letter of comfort or any other document and/or letter with similar intent.

#### **Arrangers**

No arrangers have been appointed for this Tranche IV Issue.

#### **Monitoring & Reporting of Utilisation of Issue Proceeds**

There is no requirement for appointment of a monitoring agency in terms of the SEBI NCS Regulations. Our Board shall monitor the utilisation of the proceeds of this Tranche IV Issue. Our Company will disclose in the Company's financial statements for the relevant financial year commencing from Financial Year 2024, the utilisation of the proceeds of this Tranche IV Issue under a separate head along with details, if any, in relation to all such proceeds of this Tranche IV Issue that have not been utilised thereby also indicating investments, if any, of such unutilised proceeds of this Tranche IV Issue

#### **Lien**

Not Applicable

#### **Lien on Pledge of NCDs**

Subject to applicable laws, our Company, at its discretion, may note a lien on pledge of NCDs if such pledge of NCDs is accepted by any bank or institution for any loan provided to the Debenture Holder against pledge of such NCDs as part of the funding.

## ISSUE PROCEDURE

*This section applies to all Applicants. Specific attention of all Applicants is invited to the SEBI Master Circular, which provides, inter-alia, that for all public issues of debt securities all Applicants shall mandatorily use the ASBA facility for participating in this Tranche IV Issue. ASBA Applicants and Applicants applying through the Direct Online Application Mechanism (as defined hereinafter) should note that the ASBA process and the Direct Online Application Mechanism involve application procedures that are different from the procedure applicable to all other Applicants. Please note that all Applicants are required to pay the full Application Amount or ensure that the ASBA Account has sufficient credit balance such that the entire Application Amount can be blocked by the SCSB while making an Application. Further in terms of the SEBI Master Circular retail individual investor may use the Unified Payment Interface (“UPI”) to participate in the public issue for an amount up to ₹ 5,00,000 through the app/web interface of the Stock Exchange or through intermediaries (Syndicate members, Registered Stock Brokers, Registrar and Transfer agent and Depository Participants).*

*Applicants should note that they may submit their Application Forms (including in cases where Applications are being made under the UPI mechanism) at (i) the Designated Branches of the SCSBs or (ii) at the Collection Centres, i.e. to the respective Members of the Consortium at the Specified Locations, the Trading Members at the Broker Centres, the CRTA at the Designated RTA Locations or CDP at the Designated CDP Locations or (iii) through BSE Direct, the app and/or web based interface/platform of the Stock Exchange, as applicable. For further information, please see “Issue Procedure - Submission of Completed Application Forms” on page 263.*

*Applicants are advised to make their independent investigations and ensure that their Application do not exceed the investment limits or maximum number of NCDs that can be held by them under applicable law or as specified in the Prospectus.*

*Please note that this section has been prepared based on the SEBI Master Circular and the notifications issued by BSE in relation to the UPI Mechanism.*

*Further, our Company, the Lead Manager and the Lead Brokers do not accept any responsibility for any adverse occurrence consequent to the implementation of the UPI Mechanism for application in this Tranche IV Issue.*

**THE DESIGNATED INTERMEDIARIES (OTHER THAN TRADING MEMBERS), SCSBs AND OUR COMPANY SHALL NOT BE RESPONSIBLE OR LIABLE FOR ANY ERRORS OR OMISSIONS ON THE PART OF THE TRADING MEMBERS IN CONNECTION WITH THE RESPONSIBILITIES OF SUCH TRADING MEMBERS INCLUDING BUT NOT LIMITED TO COLLECTION AND UPLOAD OF APPLICATION FORMS IN THIS TRANCHE IV ISSUE ON THE ELECTRONIC APPLICATION PLATFORM PROVIDED BY THE STOCK EXCHANGE. FURTHER, THE STOCK EXCHANGE SHALL BE RESPONSIBLE FOR ADDRESSING INVESTOR GRIEVANCES ARISING FROM APPLICATION THROUGH TRADING MEMBERS REGISTERED WITH THE STOCK EXCHANGE.**

*For purposes of this Tranche IV Issue, the term “Working Day” shall mean all days excluding Sundays or a holiday of commercial banks in Mumbai and/or Cochin, except with reference to Issue Period, where Working Days shall mean all days, excluding Saturdays, Sundays and public holiday in India. Furthermore, for the purpose of post issue period, i.e. period beginning from the Issue Closure to listing of the NCDs on the Stock Exchange, Working Day shall mean all trading days of the Stock Exchange, excluding Sundays and bank holidays in Mumbai, as per the SEBI NCS Regulations.*

The information below is given for the benefit of the Investors. Our Company and the Lead Managers are not liable for any amendment or modification or changes in applicable laws or regulations, which may occur after the date of the Prospectus.

### PROCEDURE FOR APPLICATION

#### Availability of the Abridged Prospectus and Application Forms

The Abridged Prospectus containing the salient features of the Prospectus together with Application Form may be obtained from:

- (a) Our Company’s Registered Office and Corporate Office;
- (b) Offices of the Lead Manager/Syndicate Members;
- (c) the CRTA at the Designated RTA Locations;
- (d) the CDPs at the Designated CDP Locations;

- (e) Trading Members at the Broker Centres; and
- (f) Designated Branches of the SCSBs.

Electronic copies of the Shelf Prospectus and this Tranche IV Prospectus along with the downloadable version of the Application Form will be available on the websites of the Lead Manager, the Stock Exchange, SEBI and the SCSBs.

Electronic Application Forms may be available for download on the website of the Stock Exchange and on the websites of the SCSBs that permit submission of Application Forms electronically. A unique application number (“UAN”) will be generated for every Application Form downloaded from the website of the Stock Exchange. Our Company may also provide Application Forms for being downloaded and filled at such website as it may deem fit. In addition, brokers having online demat account portals may also provide a facility of submitting the Application Forms virtually online to their account holders.

**Trading Members of the Stock Exchange can download Application Forms from the website of the Stock Exchange. Further, Application Forms will be provided to Trading Members of the Stock Exchange at their request.**

UPI Investors making an Application upto ₹5 lakhs, using the UPI Mechanism, must provide the UPI ID in the relevant space provided in the Application Form. Application Forms that do not contain the UPI ID are liable to be rejected. UPI Investors applying using the UPI Mechanism may also apply through the SCSBs and mobile applications using the UPI handles as provided on the website of SEBI.

#### **Who can apply?**

The following categories of persons are eligible to apply in this Issue:

#### **Category I**

- Resident public financial institutions as defined in Section 2(72) of the Companies Act 2013, statutory corporations including state industrial development corporations, scheduled commercial banks, co-operative banks and regional rural banks, and multilateral and bilateral development financial institutions which are authorised to invest in the NCDs;
- Provident funds of minimum corpus of ₹ 2,500 lakhs, pension funds of minimum corpus of ₹2,500 lakhs, superannuation funds and gratuity fund, which are authorised to invest in the NCDs;
- Alternative investment funds, subject to investment conditions applicable to them under the Securities and Exchange Board of India (Alternative Investment Funds) Regulations, 2012;
- Resident venture capital funds registered with SEBI;
- Insurance Companies registered with the IRDAI;
- National Investment Fund (set up by resolution no. F. No. 2/3/2005-DDII dated November 23, 2005 of the Government of India and published in the Gazette of India);
- Insurance funds set up and managed by the Indian army, navy or the air force of the Union of India or by the Department of Posts, India;
- Mutual Funds registered with SEBI; and
- Systemically Important NBFCs.

#### **Category II**

- Companies falling within the meaning of Section 2(20) of the Companies Act 2013; bodies corporate and societies registered under the applicable laws in India and authorised to invest in the NCDs;
- Educational institutions and associations of persons and/or bodies established pursuant to or registered under any central or state statutory enactment; which are authorised to invest in the NCDs;
- Trust including public/private charitable/religious trusts which are authorised to invest in the NCDs;
- Association of persons;
- Scientific and/or industrial research organisations, which are authorised to invest in the NCDs;
- Partnership firms in the name of the partners;
- Limited liability partnerships formed and registered under the provisions of the Limited Liability Partnership Act, 2008 (No. 6 of 2009); and
- Resident Indian individuals and Hindu undivided families through the Karta aggregating to a value exceeding ₹ 10 lakhs.

### Category III\*\*#

- Resident Indian individuals; and
- Hindu undivided families through the Karta.

\* applications aggregating to a value not more than and including ₹ 10 lakhs.

# applications upto a value of ₹5 lakhs can be made under the UPI Mechanism.

*For Applicants applying for NCDs, the Registrar shall verify the above on the basis of the records provided by the Depositories based on the DP ID Client ID and where applicable the UPI ID provided by the Applicants in the Application Form and uploaded onto the electronic system of the Stock Exchange by the Members of the Syndicate or the Trading Members, as the case may be.*

**Participation of any of the aforementioned categories of persons or entities is subject to the applicable statutory and/or regulatory requirements in connection with the subscription to Indian securities by such categories of persons or entities. Applicants are advised to ensure that Application made by them do not exceed the investment limits or maximum number of NCDs that can be held by them under applicable statutory and or regulatory provisions. Applicants are advised to ensure that they have obtained the necessary statutory and/or regulatory permissions/consents/approvals in connection with applying for, subscribing to, or seeking Allotment of NCDs pursuant to this Tranche IV Issue.**

The Lead Manager and its respective associates and affiliates are permitted to subscribe in the Issue.

#### **Who are not eligible to apply for NCDs?**

The following categories of persons, and entities, shall not be eligible to participate in this Issue and any Application from such persons and entities are liable to be rejected:

- Minors without a guardian name\*(A guardian may apply on behalf of a minor. However, Application by minors must be made through Application Forms that contain the names of both the minor Applicant and the guardian);
- Foreign nationals, NRI *inter-alia* including any NRIs who are (i) based in the USA, and/or, (ii) domiciled in the USA, and/or, (iii) residents/citizens of the USA, and/or, (iv) subject to any taxation laws of the USA;
- Persons resident outside India and other foreign entities;
- Foreign Portfolio Investors;
- Foreign Venture Capital Investors;
- Qualified Foreign Investors;
- Overseas Corporate Bodies; and
- Persons ineligible to contract under applicable statutory/regulatory requirements.

*\*Applicant shall ensure that guardian is competent to contract under Indian Contract Act, 1872*

Based on the information provided by the Depositories, our Company shall have the right to accept Application Forms belonging to an account for the benefit of a minor (under guardianship). In case of such Application, the Registrar to the Issue shall verify the above on the basis of the records provided by the Depositories based on the DP ID and Client ID provided by the Applicants in the Application Form and uploaded onto the electronic system of the Stock Exchange.

The concept of Overseas Corporate Bodies (meaning any company, partnership firm, society and other corporate body or overseas trust irrevocably owned/held directly or indirectly to the extent of at least 60% by NRIs), which was in existence until 2003, was withdrawn by the Foreign Exchange Management (Withdrawal of General Permission to Overseas Corporate Bodies) Regulations, 2003. Accordingly, OCBs are not permitted to invest in this Issue.

Please see “*Issue Procedure - Rejection of Applications*” on page 264 for information on rejection of Applications.



## Method of Application

In terms of the SEBI Master Circular, an eligible Investor desirous of applying in this Issue can make Applications through the ASBA mechanism only. Applicants are requested to note that in terms of the SEBI Master Circular, SEBI has mandated issuers to provide, through a recognised stock exchange which offers such a facility, an online interface enabling direct application by investors to a public issue of debt securities with an online payment facility (“**Direct Online Application Mechanism**”). In this regard, SEBI has, through the SEBI Master Circular, directed recognized Stock Exchange in India to put in necessary systems and infrastructure for the implementation of the SEBI Master Circular and the Direct Online Application Mechanism infrastructure for the implementation of the SEBI Master Circular and the Direct Online Application Mechanism. Further, SEBI vide the SEBI Master Circular has directed the stock exchanges in India to formulate and disclose the operational procedure for making an application through the app/web based interface developed by them in order for investors to apply in public issue on their websites.

All Applicants shall mandatorily apply in this Tranche IV Issue either through:

1. the ASBA process (including UPI Investors). Applicants intending to subscribe in this Tranche IV Issue shall submit a duly filled Application Form to any of the Designated Intermediaries; or
2. UPI Investors having a valid UPI ID, through the app/web-based interface platform of the Stock Exchange (BSE Direct) wherein the application would automatically be uploaded onto the Stock Exchange’s bidding platform and the amount will be blocked using the UPI Mechanism.
3. Additionally, certain SEBI registered UPI handles which can be accessed at <https://www.sebi.gov.in/sebiweb/other/OtherAction.do?doRecognisedFpi=yes&intmId=43>, may also be used for making an Application through the UPI Mechanism.

## Application process through physical Application Form

Applicants opting for the physical mode of Application process, should submit the Application Form (including for Applications under the UPI Mechanism) only at the Collection Centres, i.e. to the respective Members of the Syndicate at the Specified Locations, the SCSBs at the Designated Branches, the registered broker at the Broker Centres, the RTAs at the Designated RTA Locations or CDPs at the Designated CDP Locations. Kindly note that Application Forms submitted by Applicants at the Specified Locations will not be accepted if the SCSB with which the ASBA Account, as specified in the Application Form is maintained has not named at least one branch at that location for the Designated Intermediaries for deposit of the Application Forms. A list of such branches is available on SEBI’s website *for Applications under the UPI Mechanism* at <https://www.sebi.gov.in>.

The relevant Designated Intermediaries, upon receipt of Application Forms from ASBA Applicants (including for Applications under the UPI Mechanism), shall upload the details of these Application Forms to the online platform of the Stock Exchange and submit the Application Forms (except Application Forms submitted by UPI Investors under the UPI Mechanism) with the SCSB with whom the relevant ASBA Accounts are maintained. An Applicant shall submit the Application Form, which shall be stamped at the relevant Designated Branch of the SCSB, with the SCSB and can also be submitted to be the Designated Intermediaries at the Specified Locations. The SCSB shall block an amount in the ASBA Account equal to the Application Amount specified in the Application Form. For Applicants submitting the physical application Form who wish to block the funds in their respective UPI linked bank account through the UPI Mechanism, post uploading of the details of the Application Forms into the online platform of the Stock Exchange, the Stock Exchange shall share the Application details (including UPI ID) with the Sponsor Bank on a continuous basis to enable the Sponsor Bank to initiate a UPI Mandate Request to such UPI Investors for blocking of funds.

Our Company, the Directors, affiliates, associates and their respective directors and officers, Lead Manager and the Registrar to the Issue shall not take any responsibility for acts, mistakes, errors, omissions and commissions etc. in relation to ASBA Applications accepted by the Designated Intermediaries, Applications uploaded by SCSBs, Applications accepted but not uploaded by SCSBs or Applications accepted and uploaded without blocking funds in the ASBA Accounts. It shall be presumed that for Applications uploaded by SCSBs (other than UPI Applications), the Application Amount payable on Application has been blocked in the relevant ASBA Account and for Applications by UPI Investors under the UPI Mechanism, uploaded by Designated Intermediaries, the Application Amount payable on Application has been blocked under the UPI Mechanism.

## **APPLICATION PROCESS THROUGH APP/WEB BASED INTERFACE OF THE STOCK EXCHANGE – BSE DIRECT**

SEBI, vide the SEBI Master Circular, has introduced an additional mode for application in this Tranche IV Issue through online (app / web) interface/platform of the Stock Exchange. In furtherance to the same, the Stock Exchange has extended the facility of 'BSE Direct', which is a web based and a mobile app-based platform for making an Application in this Tranche IV Issue where the funds can be blocked through the UPI Mechanism. BSE Direct platform can be accessed at <https://www.bsedirect.com> and can be accessed through the mobile app available (for android phone users only) on the Google Playstore.

**PLEASE NOTE THAT APPLICATIONS IN THIS TRANCHE IV ISSUE, THROUGH THE 'BSE DIRECT' PLATFORM, CAN ONLY BE MADE BY UPI INVESTORS, I.E., APPLICANTS WHO MAKE AN APPLICATION IN THIS TRANCHE IV ISSUE FOR AN AMOUNT UPTO ₹5 LAKHS ONLY.**

BSE Limited, the Designated Stock Exchange, has vide notifications dated December 28, 2020, notified the detailed operational procedure for making an Application, under the UPI Mechanism, using BSE Direct. The detailed operational instructions and guidelines issued by the Stock Exchange can be accessed on the Stock Exchange's website <https://www.bseindia.com/>.

### **OPERATIONAL INSTRUCTIONS AND GUIDELINES**

Certain relevant operational instructions and guidelines, for using BSE Direct to make an Application in this Tranche IV Issue, are listed below:

#### **a. General Instructions –**

- i. Applicants are required to preregister themselves with BSE Direct. For the detailed process of registration and Applications under the BSE Direct Platform, see "*Issue Procedure - Process of Registration and Application on BSE Direct Platform/Mobile App*" on page 251.
- ii. Applicants can access BSE Direct platform via internet at <https://www.bsedirect.com> or through the mobile app (on android phones only) called BSE Direct which can be downloaded from the Google Playstore.
- iii. The Stock Exchange shall make this Prospectus and Issue related details available on its website under the 'Forthcoming Issues' a day prior to the Tranche IV Issue Opening Date and the details of this Tranche IV Issue shall also be made available on this Tranche IV Issue page of BSE Direct.
- iv. The BSE Direct platform, offers a facility of making a direct application through the web based platform or the mobile app with a facility to block funds upto ₹5 lakhs through the UPI Mechanism.
- v. The mode of allotment for Applications made through the BSE Direct platform, shall mandatorily be in dematerialised form only.

#### **b. Order Entry Parameters -**

Pursuant to the SEBI Master Circular and other relevant SEBI circulars, the following operating parameters shall be made available for making an Application in the Debt IPO Segment. Applicants are requested to note the following general instructions:

- i. This Tranche IV Issue symbol will remain same across all series/options;
- ii. Applicants can enter order for a single Application having different series within one order entry screen.
- iii. Before submission of the Application, the Applicant should have created an UPI ID with a maximum length of 45 characters including the handle (example: investorId@bankname)

Applicants can only submit an Application with the UPI Mechanism as the payment mode. The Applications which are successfully accepted will be allotted a bid id or order no.

#### **c. Modification and cancellation of orders**

- i. An Applicant shall not be allowed to add or modify the Application except for modification of either DP ID/Client ID, or PAN but not both.
- ii. The Applicant can withdraw the bid(s) submitted under a single Application and reapply.
- iii. The part cancellation of bid in a single Application will not be permitted.

For details of the process post the Application details being entered into the bidding platform of the Stock Exchange, see "*Issue Procedure – Submission of Applications - for Applications under the UPI Mechanism*" on page 257.

**d. Re-initiation of Bids**

- i. If the Applicant has not received the UPI Mandate vide an SMS or on the mobile app, associated with the UPI ID linked bank account, they will have the option to re-initiate the bid which is pending for confirmation.
- ii. The facility of re-initiation/ resending the UPI Mandate shall be available only till 5 pm on the day of bidding.
- iii. The Designated Intermediaries shall be permitted to use the re-initiation of Application option only once.

**e. Acceptance of the UPI Mandate**

- i. An Applicant will be required to accept the UPI Mandate by 5:00 pm on the third Working Day from the day of bidding on the Stock Exchange platform except for the last day of the Tranche IV Issue Period or any other modified closure date of the Tranche IV Issue Period in which case, they shall be required to accept the UPI Mandate by 5:00 pm of the next Working Day. As the Company reserves the right to close the Tranche IV Issue prior to the Tranche IV Issue Closing Date, hence is advisable that the Applicants should accept the UPI mandate by 5:00 pm on the Working Day subsequent to date of submission of the Application on BSE Direct.
- ii. The transaction will be treated completed only after the UPI Mandate is accepted by the Applicant and the transaction is authorised by entering of their respective UPI PIN and successful blocking of fund through ASBA process by the Applicant's bank.
- iii. If the Applicant fails to accept the mandate within stipulated timelines, their Application will not be considered for allocation.
- iv. Applicants are required to check the status of their Applications with regards to the UPI Mandate acceptance and blocking of fund in the UPI Report for completion of the transaction.
- v. Please note that the display of status of acceptance of the UPI Mandate/fund blocking shall be solely based on the data received from the Sponsor Bank.

**f. Order book and T+1 Modification**

- i. The order book will be available in the Debt module of the Stock Exchange in real time basis.
- ii. An Applicant shall be allowed to modify selected fields such as their DP ID/Client ID or PAN (Either DP ID/Client ID or PAN can be modified but not both) on T+1 day for a validated bid.

**g. Applicant's responsibilities**

- i. Applicants shall check this Tranche IV Issue details before making an Application.
- ii. Applicants shall only be able to make an Application for an amount upto ₹5 lakhs.
- iii. Applicants shall have only UPI as the payment mechanism with ASBA.
- iv. Applicants must check and understand the UPI Mandate acceptance and the fund blocking process before making an Application.
- v. The receipt of SMS for UPI Mandate acceptance depends upon the system response/ integration of UPI on the Debt Public Issue System.
- vi. Applicants must check their respective mobiles for an SMS or the mobile app, associated with the UPI ID linked bank account, for receipt of the UPI Mandate.
- vii. Applicants must accept the UPI Mandate request within stipulated timelines.
- viii. Applicants must note that the transaction will be treated completed only after the UPI Mandate is accepted by the Applicant and the transaction is authorised by entering of their respective UPI PIN and successful blocking of fund through ASBA process by the Applicant's bank.
- vi. If the Applicant fails to accept the mandate within stipulated timelines, their Application will not be considered for allocation.
- vii. Applicants are required to check the status of their Applications with regards to the UPI Mandate acceptance and blocking of fund in the UPI Report for completion of the transaction.

**Our Company, the Directors, affiliates, associates and their respective directors and officers, Lead Manager, the Registrar to this Tranche IV Issue or the Stock Exchange shall not be liable or responsible in the event an Applicant fails to receive the UPI Mandate acceptance request on their mobile or they fail to accept the UPI Mandate within the stipulated time period or due to any technical/other reasons**

***Process of Registration and Application on BSE Direct Platform/Mobile App***

**a. Process of Registration for Investor**

- i. To make an Application on the BSE Direct platform/ mobile app an Applicant is required to register themselves with the platform/mobile app.
- ii. At the time of registration, the Applicant shall be required to select the option of “New Registration Without Broker” and enter their respective PAN along with details of their demat account (i.e., DP ID and Client ID) and UPI ID.
- iii. The Stock Exchange shall verify the PAN and demat account details entered by the Applicant with the Depository, within one Working Day.
- iv. The Applicant shall be required to accept the terms and conditions and also enter the correct ‘One Time Password’ (“OTP”) sent on their respective mobile phones and email IDs to complete the registration process.
- v. Upon the successful OTP confirmation, the Applicant’s registration request shall be accepted, and a reference number shall be provided to them for checking their registration status.
- vi. At the time of demat account verification, the Stock Exchange shall also validate Applicant’s client type (investor category) present in demat account.
- vii. An Applicant’s registration shall be rejected if an incorrect investor category and/or demat account details have been entered.
- viii. Post the verification of the demat account, the Stock Exchange shall activate the Applicant’s profile for making an Application and also provide a user ID (which is PAN) and password for login onto the BSE Direct platform.
- ix. An Applicant shall be able to view their respective details including their demat account, by accessing the tab ‘My Profile’.
  - x. To modify their details, an Applicant must login to the BSE Direct portal and click on ‘My profile’.
  - xi. The Stock Exchange shall revalidate the modified details with Depository.
- xii. No modification request shall be accepted during this Tranche IV Issue Period if the Applicant has made an Application in this Tranche IV Issue.
- xiii. To re-generate a new password, the Applicant can use the ‘Forget Password’ option.
- xiv. Existing investors who are already registered for “GSec AND T-Bills investment”, can also use the facility for applying in this Tranche IV Issue by using the UPI Mechanism for blocking of funds for Applications with a value upto ₹5 lakhs.

**b. Process to place Bid via BSE Direct platform/ mobile app**

- i. This Tranche IV Issue, during this Tranche IV Issue Period, shall be opened for subscription and will be available for making an Application through the BSE Direct platform/ mobile app.
- ii. Upon successful login, an Applicant can select this Tranche IV Issue to make an Application.
- iii. The details of PAN and DP ID and Client ID will be populated based on the registration done by the Applicant.
- iv. Before submission of the Application, an Applicant would be required to create a UPI ID with a maximum length of 45 characters including the handle (Example: investorId@bankname)
- v. An Applicant shall be required to enter a valid UPI ID, in the UPI ID field.
- vi. An Applicant must select the series/option along with number of NCDs being applied for in this Tranche IV Issue.
- vii. Applicants must check this Tranche IV Issue details before making an Application.
- viii. Applicant will only be able to make an Application for an amount of upto ₹5 lakhs.
- ix. Applicants shall only have UPI as a payment mechanism with ASBA.
- x. Applicants must check and understand the UPI Mandate acceptance and blocking of fund process before making an Application.

For details of the blocking process post the Application details being entered into the bidding platform of the Stock Exchange, see “*Issue Procedure – Submission of Applications - for Applications under the UPI Mechanism*” on page 257.

**c. SMS from the Exchange**

- i. Post completion of the blocking process, the Stock Exchange shall send an SMS to the Applicant regarding submission of the Application at the end of day, during this Tranche IV Issue Period and for the last day of this Tranche IV Issue Period, the SMS shall be sent the next Working Day.

**d. Modification and Cancellation of Orders**

- i. An Applicant shall not be allowed to add or modify the bid(s) of the Application except for modification of either DP ID/Client ID, or PAN but not both.
- ii. An Applicant can withdraw the bid(s) submitted under a single Application and reapply. However, part cancellation of bid in a single Application is not permitted.

e. **Re-initiation of Bid**

- i. If the Applicant has not received the UPI Mandate vide an SMS or on the mobile app, associated with the UPI ID linked bank account, they will have the option to re-initiate the bid which is pending for confirmation, after the lapse of reasonable time.
- ii. The Designated Intermediaries shall be permitted to use the re-initiation of Application option only once.

For details of the process of the UPI Mandate acceptance, see “*Issue Procedure – Operational Instructions and Guidelines - Acceptance of the UPI Mandate*” on page 251.

**Our Company, the Directors, affiliates, associates and their respective directors and officers, Lead Manager, the Registrar to this Tranche IV Issue or the Stock Exchange shall not be liable or responsible in the event an Applicant fails to receive the UPI Mandate acceptance request on their mobile or they fail to accept the UPI Mandate within the stipulated time period or due to any technical/other reasons. Since the process of making an Application through BSE Direct is based on notifications issued by the Stock Exchange, Applicants are requested to check the website of the Stock Exchange for any further notifications by the Stock Exchange amending, supplementing, updating or revising the process of Applications through BSE Direct.**

**APPLICATIONS FOR ALLOTMENT OF NCDs**

Details for Applications by certain categories of Applicants including documents to be submitted are summarized below.

**Applications by Mutual Funds**

Pursuant to the SEBI circular SEBI/HO/IMD/DF2/CIR/P/2019/104 dated October 1, 2019 (“**SEBI Circular 2019**”), mutual funds are required to ensure that the total exposure of debt schemes of mutual funds in a particular sector shall not exceed 20% of the net assets value of the scheme. Further, the additional exposure limit provided for financial services sector not exceeding 10% of net assets value of scheme shall be allowed only by way of increase in exposure to HFCs. However, the overall exposure in HFCs shall not exceed the sector exposure limit of 20% of the net assets of the scheme. Further, the group level limits for debt schemes and the ceiling be fixed at 10% of net assets value extendable to 15% of net assets value after prior approval of the board of trustees.

A separate Application can be made in respect of each scheme of an Indian mutual fund registered with SEBI and such Applications shall not be treated as multiple Applications. Applications made by the AMCs or custodians of a mutual fund shall clearly indicate the name of the concerned scheme for which Application is being made. In case of Applications made by Mutual Fund registered with SEBI, a certified copy of their SEBI registration certificate must be submitted with the Application Form. **Failing this, our Company reserves the right to accept or reject any Application in whole or in part, in either case, without assigning any reason therefor.**

**Application by Systemically Important Non-Banking Financial Companies**

Systemically Important Non-Banking Financial Company, a non-banking financial company registered with the Reserve Bank of India and having a net-worth of more than five hundred crore rupees as per the last audited financial statements can apply in this Issue based on their own investment limits and approvals. The Application Form must be accompanied by a certified copy of the certificate of registration issued by the RBI, a certified copy of its last audited financial statements on a standalone basis and a net worth certificate from its statutory auditor(s). **Failing this, our Company reserves the right to accept or reject any Application in whole or in part, in either case, without assigning any reason therefor.**

**Application by commercial banks, co-operative banks and regional rural banks**

Commercial banks, co-operative banks and regional rural banks can apply in this Issue based on their own investment limits and approvals. The Application Form must be accompanied by certified true copies of their (i) the certificate of registration issued by RBI, and (ii) the approval of such banking company’s investment committee are required to be attached to the Application Form. **Failing this, our Company reserves the right to accept or reject any Application in whole or in part, in either case, without assigning any reason therefor.**

**Pursuant to SEBI Circular no. CIR/CFD/DIL/1/2013 dated January 2, 2013, SCSBs making Applications on their own account using ASBA Facility, should have a separate account in their own name with any other SEBI registered SCSB. Further, such account shall be used solely for the purpose of making Application in public issues and clear demarcated funds should be available in such account for applications.**

### **Application by Insurance Companies**

In case of Applications made by insurance companies registered with the Insurance Regulatory and Development Authority of India (“**IRDAI**”), a certified copy of certificate of registration issued by IRDAI must be lodged along with Application Form. **Failing this, our Company reserves the right to accept or reject any Application in whole or in part, in either case, without assigning any reason therefore.**

Insurance companies participating in this Issue shall comply with all applicable regulations, guidelines and circulars issued by the IRDAI from time to time including the IRDA (Investment) Regulations, 2000.

### **Application by Indian Alternative Investment Funds**

Applications made by Alternative Investment Funds eligible to invest in accordance with the Securities and Exchange Board of India (Alternative Investment Fund) Regulations, 2012, as amended (the “**SEBI AIF Regulations**”) for Allotment of the NCDs must be accompanied by certified true copies of SEBI registration certificate. The Alternative Investment Funds shall at all times comply with the requirements applicable to it under the SEBI AIF Regulations and the relevant notifications issued by SEBI. **Failing this, our Company reserves the right to accept or reject any Application in whole or in part, in either case, without assigning any reason therefor.**

### **Applications by associations of persons and/or bodies established pursuant to or registered under any central or state statutory enactment**

In case of Applications made by ‘Associations of Persons’ and/or bodies established pursuant to or registered under any central or state statutory enactment, must submit a (i) certified copy of the certificate of registration or proof of constitution, as applicable, (ii) power of attorney, if any, in favour of one or more persons thereof, (iii) such other documents evidencing registration thereof under applicable statutory/regulatory requirements. Further, any trusts applying for NCDs pursuant to this Issue must ensure that (a) they are authorized under applicable statutory/regulatory requirements and their constitution instrument to hold and invest in debentures, (b) they have obtained all necessary approvals, consents or other authorisations, which may be required under applicable statutory and/or regulatory requirements to invest in debentures, and (c) Applications made by them do not exceed the investment limits or maximum number of NCDs that can be held by them under applicable statutory and or regulatory provisions. **Failing this, our Company reserves the right to accept or reject any Applications in whole or in part, in either case, without assigning any reason therefor.**

### **Applications by Trusts**

In case of Applications made by trusts, settled under the Indian Trusts Act, 1882, as amended, or any other statutory and/or regulatory provision governing the settlement of trusts in India, must submit a (i) certified copy of the registered instrument for creation of such trust, (ii) power of attorney, if any, in favour of one or more trustees thereof, (iii) such other documents evidencing registration thereof under applicable statutory/regulatory requirements. Further, any trusts applying for NCDs pursuant to this Issue must ensure that (a) they are authorized under applicable statutory/regulatory requirements and their constitution instrument to hold and invest in debentures, (b) they have obtained all necessary approvals, consents or other authorisations, which may be required under applicable statutory and/or **regulatory requirements to invest in debentures, and (c) Applications made by them do not exceed the investment limits or maximum number of NCDs that can be held by them under applicable statutory and or regulatory provisions. Failing this, our Company reserves the right to accept or reject any Applications in whole or in part, in either case, without assigning any reason therefor.**

### **Applications by Public Financial Institutions or Statutory Corporations, which are authorised to invest in the NCDs**

The Application must be accompanied by certified true copies of: (i) any act/ rules under which they are incorporated; (ii) board resolution authorising investments; and (iii) specimen signature of authorised person. **Failing this, our Company reserves the right to accept or reject any Applications in whole or in part, in either case, without assigning any reason therefor.**

### **Applications by Provident Funds, Pension Funds, Superannuation Funds and Gratuity Fund, which are authorized to invest in the NCDs**

The Application must be accompanied by certified true copies of incorporation/ registration under any act/rules under which they are incorporated. **Failing this, our Company reserves the right to accept or reject any Application in whole or in part, in either case, without assigning any reason therefor.**

### **Applications by National Investment Fund**

The Application must be accompanied by certified true copies of: (i) resolution authorising investment and containing operating instructions; and (ii) specimen signature of authorized person. **Failing this, our Company reserves the right to accept or reject any Application in whole or in part, in either case, without assigning any reason therefor.**

### **Companies, bodies corporate and societies registered under the applicable laws in India**

The Application must be accompanied by certified true copies of the registration under the act/ rules under which they are incorporated. **Failing this, our Company reserves the right to accept or reject any Applications in whole or in part, in either case, without assigning any reason therefor.**

### **Applications by Indian Scientific and/or industrial research organizations, which are authorized to invest in the NCDs**

The Application must be accompanied by certified true copies of the registration under the act/ rules under which they are incorporated. **Failing this, our Company reserves the right to accept or reject any Applications in whole or in part, in either case, without assigning any reason therefor.**

### **Applications by Partnership firms formed under applicable Indian laws in the name of the partners and Limited Liability Partnerships formed and registered under the provisions of the Limited Liability Partnership Act, 2008**

The Application must be accompanied by certified true copies of certified copy of certificate of the partnership deed or registration issued under the Limited Liability Partnership Act, 2008, as applicable. **Failing this, our Company reserves the right to accept or reject any Applications in whole or in part, in either case, without assigning any reason therefor.**

### **Applications under Power of Attorney**

In case of Applications made pursuant to a power of attorney by Applicants who are Institutional Investors or Non-Institutional Investors, a certified copy of the power of attorney or the relevant resolution or authority, as the case may be, with a certified copy of the memorandum of association and articles of association and/or bye laws must be submitted with the Application Form. In case of Applications made pursuant to a power of attorney by Applicants, a certified copy of the power of attorney must be submitted with the Application Form. **Failing this, our Company reserves the right to accept or reject any Application in whole or in part, in either case, without assigning any reason therefor. Our Company, in its absolute discretion, reserves the right to relax the above condition of attaching the power of attorney with the Application Forms subject to such terms and conditions that our Company and the Lead Manager may deem fit.**

Brokers having online demat account portals may also provide a facility of submitting the Application Forms online to their account holders. Under this facility, a broker receives an online instruction through its portal from the Applicant for making an Application on his/ her behalf. Based on such instruction, and a power of attorney granted by the Applicant to authorise the broker, the broker makes an Application on behalf of the Applicant.

### **APPLICATIONS FOR ALLOTMENT OF NCDs**

This section is for the information of the Applicants proposing to subscribe to this Tranche IV Issue. The Lead Manager and our Company are not liable for any amendments or modifications or changes in applicable laws or regulations, which may occur after the date of the Prospectus. Investors are advised to make their independent investigations and to ensure that the Application Form is correctly filled up.

Our Company, our Directors, affiliates, associates and their respective directors and officers, the Lead Manager and the Registrar to this Tranche IV Issue shall not take any responsibility for acts, mistakes, errors, omissions and commissions etc. in relation to Applications (including Applications under the UPI Mechanism) accepted by and/or uploaded by and/or accepted but not uploaded by Trading Members, registered brokers, CDPs, RTAs and SCSBs who are authorised to collect Application Forms from the Applicants in this Tranche IV Issue, or Applications accepted and uploaded without blocking funds in the ASBA Accounts by SCSBs or failure to block the Application Amount under the UPI Mechanism.. It shall be presumed that for Applications uploaded by SCSBs (other than UPI Applications), the Application Amount payable on Application has been blocked in the relevant ASBA Account and for Applications by UPI Investors under the UPI

Mechanism, uploaded by Designated Intermediaries, the Application Amount payable on Application has been blocked under the UPI Mechanism.

The list of branches of the SCSBs at the Specified Locations named by the respective SCSBs to receive Application Forms from the Members of the Syndicate is available on the website of SEBI (<https://www.sebi.gov.in>) and updated from time to time or any such other website as may be prescribed by SEBI from time to time. For more information on such branches collecting Application Forms from the Syndicate at Specified Locations, see the website of the SEBI (<https://www.sebi.gov.in>) as updated from time to time or any such other website as may be prescribed by SEBI from time to time. The list of registered brokers at the Broker Centres, CDPs at the Designated CDP Locations or the RTAs at the Designated RTA Locations, respective lists of which, including details such as address and telephone number, are available at the website of the Stock Exchange at [www.bseindia.com](http://www.bseindia.com). The list of branches of the SCSBs at the Broker Centres, named by the respective SCSBs to receive deposits of the Application Forms from the registered brokers will be available on the website of the SEBI ([www.sebi.gov.in](http://www.sebi.gov.in)) and updated from time to time.

### ***Submission of Applications***

Applications can be submitted through either of the following modes:

- (a) Physically or electronically to the Designated Branches of the SCSB(s) with whom an Applicant's ASBA Account is maintained. In case of Application in physical mode, the Applicant shall submit the Application Form at the relevant Designated Branch of the SCSB(s). The Designated Branch shall verify if sufficient funds equal to the Application Amount are available in the ASBA Account and shall also verify that the signature on the Application Form matches with the Investor's bank records, as mentioned in the Application Form, prior to uploading such Application into the electronic system of the Stock Exchange. **If sufficient funds are not available in the ASBA Account, the respective Designated Branch shall reject such Application and shall not upload such Application in the electronic system of the Stock Exchange.** If sufficient funds are available in the ASBA Account, the Designated Branch shall block an amount equivalent to the Application Amount and upload details of the Application in the electronic system of the Stock Exchange. The Designated Branch of the SCSBs shall stamp the Application Form and issue an acknowledgement as proof of having accepted the Application.

In case of Application being made in the electronic mode, the Applicant shall submit the Application either through the internet banking facility available with the SCSB, or such other electronically enabled mechanism for application and blocking funds in the ASBA Account held with SCSB, and accordingly registering such Application.

- (b) Physically through the Designated Intermediaries at the respective Collection Centres. Kindly note that above Applications submitted to any of the Designated Intermediaries will not be accepted if the SCSB where the ASBA Account is maintained, as specified in the Application Form, has not named at least one branch at that Collection Center where the Application Form is submitted (a list of such branches is available at <https://www.sebi.gov.in>).
- (c) A UPI Investor making an Application in this Tranche IV Issue under the UPI Mechanism, where the Application Amount is upto ₹5 lakhs, can submit his Application Form physically to a SCSB or a Designated Intermediary. The Designated Intermediary shall upload the application details along with the UPI ID on the Stock Exchange's bidding platform using appropriate protocols. Kindly note that in this case, the Application Amount will be blocked through the UPI Mechanism.
- (d) A UPI Investor may also submit the Application Form for this Tranche IV Issue through BSE Direct, wherein the Application will be automatically uploaded onto the Stock Exchange's bidding platform and an amount equivalent to the Application Amount shall be blocked using the UPI Mechanism.

Upon receipt of the Application Form by the Designated Intermediaries, an acknowledgement shall be issued by the relevant Designated Intermediary, giving the counter foil of the Application Form to the Applicant as proof of having accepted the Application. Thereafter, the details of the Application shall be uploaded in the electronic system of the Stock Exchange. Post which:

- (a) ***for Applications other than under the UPI Mechanism*** - the Application Form shall be forwarded to the relevant branch of the SCSB, in the relevant Collection Center, named by such SCSB to accept such Applications from the Designated Intermediaries (a list of such branches is available at <https://www.sebi.gov.in>). Upon receipt of the Application Form, the relevant branch of the SCSB shall perform verification procedures including verification of the Applicant's signature with his bank records and check if sufficient funds equal to the Application Amount are available in the ASBA Account, as mentioned in the Application Form. **If sufficient funds are not available in the ASBA**



**Account, the relevant Application Form is liable to be rejected.** If sufficient funds are available in the ASBA Account, the relevant branch of the SCSB shall block an amount equivalent to the Application Amount mentioned in the Application Form.

- (b) **for Applications under the UPI Mechanism** – once the Application details have been entered in the bidding platform through Designated Intermediaries or BSE Direct, the Stock Exchange shall undertake validation of the PAN and Demat account combination details of the Applicant with the Depository. The Depository shall validate the PAN and Demat account details and send response to the Stock Exchange which would be shared by the Stock Exchange with the relevant Designated Intermediary through its platform, for corrections, if any. Post uploading of the Application details on the Stock Exchange’s platform, the Stock Exchange shall send an SMS to the Applicant regarding submission of the Application. Post undertaking validation with the Depository, the Stock Exchange shall, on a continuous basis, electronically share the bid details along with the Applicants UPI ID, with the Sponsor Bank appointed by our Company. The Sponsor Bank shall then initiate a UPI Mandate Request on the Applicant. The request raised by the Sponsor Bank, would be electronically received by the Applicant as an SMS or on the mobile app, associated with the UPI ID linked bank account. The Applicant shall then be required to authorise the UPI Mandate Request. Upon successful validation of block request by the Applicant, the information would be electronically received by the Applicants’ bank, where the funds, equivalent to Application Amount, would get blocked in the Applicant’s ASBA Account. The status of block request would also be shared with the Sponsor Bank, which in turn would be shared with the Stock Exchange. The block request status would also be displayed on the Stock Exchange platform for information of the Designated Intermediary.

The Application Amount shall remain blocked in the ASBA Account until approval of the Basis of Allotment and consequent transfer of the amount against the Allotted NCDs to the Public Issue Account(s), or until withdrawal/failure of this Issue or until withdrawal/ rejection of the Application Form, as the case may be.

Applicants must note that:

- (a) Application Forms will be available with the Designated Branches of the SCSBs and with the Designated Intermediaries at the respective Collection Centres; and electronic Application Forms will be available on the websites of the SCSBs and the Stock Exchange at least one day prior to this Tranche IV Issue Opening Date. Physical Application Forms will also be provided to the Trading Members of the Stock Exchange at their request. The Application Forms would be serially numbered. Further, the SCSBs will ensure that the Prospectus is made available on their websites. The physical Application Form submitted to the Designated Intermediaries shall bear the stamp of the relevant Designated Intermediary. In the event the Application Form does not bear any stamp, the same shall be liable to be rejected.
- (b) The Designated Branches of the SCSBs shall accept Application Forms directly from Applicants only during this Tranche IV Issue Period. The SCSBs shall not accept any Application Forms directly from Applicants after the closing time of acceptance of Applications on this Tranche IV Issue Closing Date. However, the relevant branches of the SCSBs at Specified Locations can accept Application Forms from the Designated Intermediaries, after the closing time of acceptance of Applications on this Tranche IV Issue Closing Date, if the Applications have been uploaded. For further information on this Tranche IV Issue programme, please see “*General Information – Issue Programme*” on page 48.

**Physical Application Forms directly submitted to SCSBs should bear the stamp of SCSBs, if not, the same are liable to be rejected.**

**Please note that Applicants can make an Application for Allotment of NCDs in the dematerialised form only.**

## **INSTRUCTIONS FOR FILLING-UP THE APPLICATION FORM**

### **General Instructions**

#### **A. General instructions for completing the Application Form**

- Applications must be made in prescribed Application Form only;
- Application Forms must be completed in **BLOCK LETTERS IN ENGLISH**, as per the instructions contained in the Prospectus and the Application Form;

- If the Application is submitted in joint names, the Application Form should contain only the name of the first Applicant whose name should also appear as the first holder of the depository account held in joint names;
- Applications should be in single or joint names and not exceeding three names, and in the same order as their Depository Participant details (in case of Applicants applying for Allotment of the Bonds in dematerialised form) and Applications should be made by Karta in case the Applicant is an HUF. Please ensure that such Applications contain the PAN of the HUF and not of the Karta;
- Applicants must provide details of valid and active DP ID, Client ID and PAN clearly and without error. On the basis of such Applicant's active DP ID, Client ID and PAN provided in the Application Form, and as entered into the electronic Application system of the Stock Exchange by SCSBs, the Designated Intermediaries, the Registrar will obtain from the Depository the Demographic Details. Invalid accounts, suspended accounts or where such account is classified as invalid or suspended may not be considered for Allotment of the NCDs;
- Applications must be for a minimum of 10 NCDs and in multiples of one NCD thereafter. For the purpose of fulfilling the requirement of minimum application size of 10 NCDs, an Applicant may choose to apply for 10 NCDs of the same option or across different option;
- If the ASBA Account holder is different from the Applicant, the Application Form should be signed by the ASBA Account holder also, in accordance with the instructions provided in the Application Form;
- If the depository account is held in joint names, the Application Form should contain the name and PAN of the person whose name appears first in the depository account and signature of only this person would be required in the Application Form. This Applicant would be deemed to have signed on behalf of joint holders and would be required to give confirmation to this effect in the Application Form;
- Applications should be made by Karta in case of HUFs. Applicants are required to ensure that the PAN details of the HUF are mentioned and not those of the Karta;
- Thumb impressions and signatures other than in English/Hindi/Gujarati/Marathi or any other languages specified in the Eighth Schedule of the Constitution needs to be attested by a Magistrate or Notary Public or a Special Executive Magistrate under his/her seal;
- The Designated Intermediaries or the Designated Branches of the SCSBs, as the case may be, will acknowledge the receipt of the Application Forms by stamping and returning to the Applicants the Acknowledgement Slip. This Acknowledgement Slip will serve as the duplicate of the Application Form for the records of the Applicant;
- Applicants must ensure that the requisite documents are attached to the Application Form prior to submission and receipt of acknowledgement from the relevant Designated Intermediaries or the Designated Branch of the SCSBs, as the case may be;
- Every Applicant should hold valid Permanent Account Number and mention the same in the Application Form;
- All Applicants are required to tick the relevant column of "Category of Investor" in the Application Form; and
- All Applicants should correctly mention the ASBA Account number and ensure that funds equal to the Application Amount are available in the ASBA Account before submitting the Application Form to the Designated Branch and also ensure that the signature in the Application Form matches with the signature in Applicant's bank records, otherwise the Application is liable to be rejected.

The option, mode of allotment, PAN, demat account no. etc. should be captured by the relevant Designated Intermediaries in the data entries as such data entries will be considered for Allotment.

**Applicants should note that neither the Members of Syndicate, Trading Member of the Stock Exchange, Public Issue Account Banks nor Designated branches of SCSBs, as the case may be, will be liable for error in data entry due to incomplete or illegible Application Forms.**

**Our Company would allot the Option VI of NCDs, as specified in the Prospectus to all valid Applications, wherein the Applicants have not indicated their choice of the relevant Option of NCDs. Appropriate instructions will be**

**given to the Designated Intermediaries to indicate Option II as the Applicant's choice of the relevant NCD Option wherein the Applicants have not indicated their choice.**

#### **B. Applicant's Beneficiary Account Details**

Applicants must mention their DP ID, Client ID and UPI ID (wherever applicable) in the Application Form and ensure that the name provided in the Application Form is exactly the same as the name in which the Beneficiary Account is held. In case the Application Form is submitted in the first Applicant's name, it should be ensured that the Beneficiary Account is held in the same joint names and in the same sequence in which they appear in the Application Form. In case the DP ID, Client ID, PAN and UPI ID (wherever applicable) mentioned in the Application Form and entered into the electronic system of the Stock Exchange do not match with the DP ID, Client ID, PAN and UPI ID (wherever applicable) available in the Depository database or in case PAN is not available in the Depository database, the Application Form is liable to be rejected. Further, Application Forms submitted by Applicants whose beneficiary accounts are inactive, will be rejected.

On the basis of the Demographic Details as appearing on the records of the DP, the Registrar to this Tranche IV Issue will take steps towards demat credit of NCDs. Hence, Applicants are advised to immediately update their Demographic Details as appearing on the records of the DP and ensure that they are true and correct, and carefully fill in their Beneficiary Account details in the Application Form. Failure to do so could result in delays in demat credit and neither our Company, Designated Intermediaries, SCSBs, Registrar to this Tranche IV Issue nor the Stock Exchange will bear any responsibility or liability for the same.

In case of Applications made under power of attorney, our Company in its absolute discretion, reserves the right to permit the holder of power of attorney to request the Registrar that for the purpose of printing particulars on the Allotment Advice, the Demographic Details obtained from the Depository of the Applicant shall be used.

By signing the Application Form, the Applicant would have deemed to have authorized the Depositories to provide, upon request, to the Registrar to this Tranche IV Issue, the required Demographic Details as available on its records. The Demographic Details given by Applicant in the Application Form would not be used for any other purpose by the Registrar to this Tranche IV Issue except in relation to this Issue. Allotment Advice would be mailed by speed post or registered post at the address of the Applicants as per the Demographic Details received from the Depositories. Applicants may note that delivery of Allotment Advice may get delayed if the same once sent to the address obtained from the Depositories are returned undelivered. Further, please note that any such delay shall be at such Applicants' sole risk and neither our Company, Registrar to this Tranche IV Issue, Public Issue Account Bank, Sponsor Bank nor the Lead Manager shall be liable to compensate the Applicant for any losses caused to the Applicants due to any such delay or liable to pay any interest for such delay. In case of refunds through electronic modes as detailed in the Prospectus, refunds may be delayed if bank particulars obtained from the Depository Participant are incorrect.

With effect from August 16, 2010, the beneficiary accounts of Applicants for whom PAN details have not been verified shall be suspended for credit and no credit of NCDs pursuant to this Issue will be made into the accounts of such Applicants. **Application Forms submitted by Applicants whose beneficiary accounts are inactive shall be rejected. Furthermore, in case no corresponding record is available with the Depositories, which matches the parameters, namely, DP ID, Client ID, PAN and UPI ID (wherever applicable), then such Application are liable to be rejected.**

#### **C. Permanent Account Number**

The Applicant should mention his or her Permanent Account Number allotted under the IT Act. For minor Applicants, applying through the guardian, it is mandatory to mention the PAN of the minor Applicant. In accordance with Circular No. MRD/DOP/Cir-05/2007 dated April 27, 2007 issued by SEBI, the PAN would be the sole identification number for the participants transacting in the securities market, irrespective of the amount of transaction. **Any Application Form, without the PAN is liable to be rejected, irrespective of the amount of transaction. It is to be specifically noted that the Applicants should not submit the GIR number instead of the PAN as the Application is liable to be rejected on this ground.**

#### **D. Joint Applications**

Applications may be made in single or joint names (not exceeding three). In the case of joint Applications all interest / redemption amount payments will be made out in favour of the first Applicant. All communications will be addressed to the first named Applicant whose name appears in the Application Form and at the address mentioned therein. If the depository account is held in joint names, the Application Form should contain the name and PAN of the person whose name appears first in the depository account and signature of only this person would be required in the Application Form.

This Applicant would be deemed to have signed on behalf of joint holders and would be required to give confirmation to this effect in the Application Form.

#### **E. Additional/Multiple Applications**

An Applicant is allowed to make one or more Applications for the NCDs for the same or other option of NCDs, subject to a minimum Application size as specified in the Prospectus and in multiples of thereafter as specified in the Prospectus. **Any Application for an amount below the aforesaid minimum Application size will be deemed as an invalid Application and shall be rejected.** However, multiple Applications by the same individual Applicant aggregating to a value exceeding ₹ 10 lakhs shall be deemed such individual Applicant to be an HNI Applicant and all such Applications shall be grouped in the HNI Portion, for the purpose of determining the Basis of Allotment to such Applicant. However, any Application made by any person in his individual capacity and an Application made by such person in his capacity as a Karta of a Hindu Undivided family and/or as Applicant (second or third Applicant), shall not be deemed to be a multiple Application. For the purposes of allotment of NCDs under this Issue, Applications shall be grouped based on the PAN, i.e. Applications under the same PAN shall be grouped together and treated as one Application. Two or more Applications will be deemed to be multiple Applications if the sole or first Applicant is one and the same. For the sake of clarity, two or more applications shall be deemed to be a multiple Application for the aforesaid purpose if the PAN number of the sole or the first Applicant is one and the same.

#### **Do's and Don'ts**

Applicants are advised to take note of the following while filling and submitting the Application Form:

##### **Do's**

1. Check if you are eligible to apply as per the terms of the Prospectus and applicable law, rules, regulations, guidelines and approvals.
2. Read all the instructions carefully and complete the Application Form in the prescribed form.
3. Ensure that you have obtained all necessary approvals from the relevant statutory and/or regulatory authorities to apply for, subscribe to and/or seek Allotment of NCDs pursuant to this Issue.
4. Ensure that the DP ID, the Client ID and the PAN mentioned in the Application Form, which shall be entered into the electronic system of the Stock Exchange are correct and match with the DP ID, Client ID and PAN available in the Depository database. Ensure that the DP ID, Client ID, PAN and UPI ID (wherever applicable) are correct and the depository account is active as Allotment of the Equity Shares will be in dematerialized form only. The requirement for providing Depository Participant details is mandatory for all Applicants.
5. Ensure that you have mentioned the correct ASBA Account number (for all Applicants other than UPI Investors applying using the UPI Mechanism) in the Application Form. Further, UPI Investors using the UPI Mechanism must also mention their UPI ID.
6. UPI Investors applying using the UPI Mechanism shall ensure that the bank, with which they have their bank account, where the funds equivalent to the application amount are available for blocking, is certified by NPCI before submitting the ASBA Form to any of the Designated Intermediaries.
7. UPI Investors applying using the UPI Mechanism through the SCSBs and mobile applications shall ensure that the name of the bank appears in the list of SCSBs which are live on UPI, as displayed on the SEBI website. UPI Investors shall ensure that the name of the app and the UPI handle which is used for making the application appears on the list displayed on the SEBI website. An application made using incorrect UPI handle or using a bank account of an SCSB or bank which is not mentioned on the SEBI website is liable to be rejected.
8. Ensure that the Application Form is signed by the ASBA Account holder (or the UPI-linked bank account holder, as the case may be) in case the Applicant is not the ASBA account holder. Applicants (except UPI Investors making an Application using the UPI Mechanism) should ensure that they have an account with an SCSB and have mentioned the correct bank account number of that SCSB in the Application Form. UPI Investors applying using the UPI Mechanism should ensure that they have mentioned the correct UPI- linked bank account number and their correct UPI ID in the Application Form.
9. Ensure that you have funds equal to the Application Amount in the ASBA Account before submitting the Application Form to the respective Designated Branch of the SCSB, or to the Designated Intermediaries, as the case may be.
10. UPI Investors making an Application using the UPI Mechanism, should ensure that they approve the UPI Mandate Request generated by the Sponsor Bank to authorise blocking of funds equivalent to Application Amount and subsequent debit of funds in case of Allotment, in a timely manner.
11. UPI Investors making an Application using the UPI Mechanism shall ensure that details of the Application are reviewed and verified by opening the attachment in the UPI Mandate Request and then proceed to authorise the UPI Mandate Request using their UPI PIN. Upon the authorization of the mandate using their UPI PIN, the UPI Investor

may be deemed to have verified the attachment containing the application details of the UPI Investor making and Application using the UPI Mechanism in the UPI Mandate Request and have agreed to block the entire Application Amount and authorized the Sponsor Bank to issue a request to block the Application Amount mentioned in the ASBA Form in their ASBA Account.

12. UPI Investors making an Application using the UPI Mechanism should mention valid UPI ID of only the Applicants (in case of single account) and of the first Applicant (in case of joint account) in the ASBA Form.
13. UPI Investors making an Application using the UPI Mechanism, who have revised their Application subsequent to making the initial Application, should also approve the revised UPI Mandate Request generated by the Sponsor Bank to authorise blocking of funds equivalent to the revised Application Amount in their account and in case of Allotment in a timely manner.
14. Ensure that the Application Forms are submitted at the Designated Branches of SCSBs or the Collection Centres provided in the Application Forms, bearing the stamp of the relevant Designated Intermediary/ Designated Branch of the SCSB.
15. Before submitting the Application Form with the Designated Intermediaries ensure that the SCSB, whose name has been filled in the Application Form, has named a branch in that relevant Collection Centre.
16. Ensure that you have been given an acknowledgement as proof of having accepted the Application Form.
17. Ensure that signatures other than in the languages specified in the Eighth Schedule to the Constitution of India is attested by a Magistrate or a Notary Public or a Special Executive Magistrate under official seal.
18. In case of an HUF applying through its Karta, the Applicant is required to specify the name of an Applicant in the Application Form as 'XYZ Hindu Undivided Family applying through PQR', where PQR is the name of the Karta. However, the PAN number of the HUF should be mentioned in the Application Form and not that of the Karta.
19. Ensure that the Applications are submitted to the Designated Intermediaries or Designated Branches of the SCSBs, as the case may be, before the closure of application hours on this Tranche IV Issue Closing Date. For further information on this Tranche IV Issue programme, please see "*General Information – Issue Programme*" on page 48.
20. **Permanent Account Number:** Each of the Applicants should provide their PAN. Application Forms in which the PAN is not provided will be rejected.
21. Ensure that if the depository account is held in joint names, the Application Form should contain the name and PAN of the person whose name appears first in the depository account and signature of only this person would be required in the Application Form. This Applicant would be deemed to have signed on behalf of joint holders and would be required to give confirmation to this effect in the Application Form.
22. All Applicants should choose the relevant option in the column "Category of Investor" in the Application Form.
23. Choose and mark the option of NCDs in the Application Form that you wish to apply for.
24. In terms of SEBI Circular no. CIR/CFD/DIL/1/2013 dated January 2, 2013, SCSBs making applications on their own account using ASBA facility, should have a separate account in their own name with any other SEBI registered SCSB. Further, such account shall be used solely for the purpose of making application in public issues and clear demarcated funds should be available in such account for Applications.

#### **Don'ts:**

1. Do not apply for lower than the minimum Application size.
2. Do not pay the Application Amount in cash, by cheque, by money order or by postal order or by stock invest.
3. Do not send Application Forms by post. Instead submit the same to the Designated Intermediaries or Designated Branches of the SCSBs, as the case may be.
4. Do not submit the Application Form to any non-SCSB bank or our Company.
5. Do not apply through an Application Form that does not have the stamp of the relevant Designated Intermediary or the Designated Branch of the SCSB, as the case may be.
6. Do not fill up the Application Form such that the NCDs applied for exceeds this Tranche IV Issue Size and/or investment limit or maximum number of NCDs that can be held under the applicable laws or regulations or maximum amount permissible under the applicable regulations.
7. Do not submit the GIR number instead of the PAN as the Application is liable to be rejected on this ground.
8. Do not submit incorrect details of the DP ID, Client ID, PAN and UPI ID (wherever applicable) or provide details for a beneficiary account which is suspended or for which details cannot be verified by the Registrar to this Tranche IV Issue.
9. Do not submit the Application Form without ensuring that funds equivalent to the entire Application Amount are available for blocking in the relevant ASBA Account or in the case of UPI Investors making and Application using the UPI Mechanism, in the UPI-linked bank account where funds for making the Application are available.
10. Do not submit Applications on plain paper or on incomplete or illegible Application Forms.
11. Do not apply if you are not competent to contract under the Indian Contract Act, 1872.
12. Do not submit an Application in case you are not eligible to acquire NCDs under applicable law or your relevant constitutional documents or otherwise.

13. Do not submit Applications to a Designated Intermediary at a location other than Collection Centres.
14. Do not submit an Application that does not comply with the securities law of your respective jurisdiction.
15. Do not apply if you are a person ineligible to apply for NCDs under this Issue including Applications by Persons Resident Outside India, NRI (inter-alia including NRIs who are (i) based in the USA, and/or, (ii) domiciled in the USA, and/or, (iii) residents/citizens of the USA, and/or, (iv) subject to any taxation laws of the USA).
16. Do not make an Application of the NCD on multiple copies taken of a single form.
17. Payment of Application Amount in any mode other than through blocking of Application Amount in the ASBA Accounts shall not be accepted in this Tranche IV Issue.
18. Do not link the UPI ID with a bank account maintained with a bank that is not UPI 2.0 certified by the NPCI in case of Bids submitted by UPI Investors using the UPI Mechanism.
19. Do not submit more than five Application Forms per ASBA Account.

Please also see “*Issue Procedure – Operational Instructions and Guidelines - Applicant’s Responsibilities*” on page 251.

**Kindly note that Applications submitted to the Designated Intermediaries will not be accepted if the SCSB where the ASBA Account, as specified in the Application Form, is maintained has not named at least one branch at that location for the Designated Intermediaries, to deposit such Application Forms (A list of such branches is available at <https://www.sebi.gov.in>).**

Please see “*Issue Procedure – Rejection of Applications*” on page 264 for information on rejection of Applications.

## **TERMS OF PAYMENT**

The Application Forms will be uploaded onto the electronic system of the Stock Exchange and deposited with the relevant branch of the SCSB at the Collection Centres, named by such SCSB to accept such Applications from the Designated Intermediaries, as the case may be (a list of such branches is available at <https://www.sebi.gov.in>).

For Applications other than those under the UPI Mechanism, the relevant branch of the SCSB shall perform verification procedures and block an amount in the ASBA Account equal to the Application Amount specified in the Application. For Applications under the UPI Mechanism, i.e., upto ₹5 lakhs, the Stock Exchange shall undertake validation of the PAN and Demat account combination details of the Applicant with the Depository. The Depository shall validate the PAN and Demat account details and send response to the Stock Exchange which would be shared by the Stock Exchange with the relevant Designated Intermediary through its platform, for corrections, if any. The blocking of funds in such case (not exceeding ₹5 lakhs) shall happen under the UPI Mechanism.

The entire Application Amount for the NCDs is payable on Application only. The relevant SCSB shall block an amount equivalent to the entire Application Amount in the ASBA Account at the time of upload of the Application Form. In case of Allotment of lesser number of NCDs than the number applied, the Registrar to this Tranche IV Issue shall instruct the SCSBs or the Sponsor Bank (as the case maybe) to unblock the excess amount in the ASBA Account.

For Applications submitted directly to the SCSBs, the relevant SCSB shall block an amount in the ASBA Account equal to the Application Amount specified in the Application, before entering the Application into the electronic system of the Stock Exchange. SCSBs may provide the electronic mode of application either through an internet enabled application and banking facility or such other secured, electronically enabled mechanism for application and blocking of funds in the ASBA Account.

For Applications submitted under the UPI Mechanism, post the successful validation of the UPI Mandate Request by the Applicant, the information would be electronically received by the Applicants’ bank, where the funds, equivalent to Application Amount, would get blocked in the Applicant’s ASBA Account.

**Applicants should ensure that they have funds equal to the Application Amount in the ASBA Account before submitting the Application. An Application where the corresponding ASBA Account does not have sufficient funds equal to the Application Amount at the time of blocking the ASBA Account is liable to be rejected.**

**A UPI Investor applying through the UPI Mechanism should ensure that, they check the relevant SMS generated for the UPI Mandate Request and all other steps required for successful blocking of funds in the UPI linked bank account, which includes accepting the UPI Mandate Request by 5:00 pm on the third Working Day from the day of bidding on the Stock Exchange (except on the last day of this Tranche IV Issue Period, where the UPI Mandate Request not having been accepted by 5:00 pm of the next Working Day), have been completed.**

The Application Amount shall remain blocked in the ASBA Account until approval of the Basis of Allotment and consequent transfer of the amount against the Allotted NCDs to the Public Issue Account(s), or until withdrawal/ failure of this Issue or until withdrawal/ rejection of the Application Form, as the case may be. Once the Basis of Allotment is approved, and upon receipt of intimation from the Registrar, the controlling branch of the SCSB shall, on the Designated Date, transfer such blocked amount from the ASBA Account to the Public Issue Account. The balance amount remaining after the finalisation of the Basis of Allotment shall be unblocked by the SCSBs or the Sponsor Bank (in case of Applications under the UPI Mechanism) on the basis of the instructions issued in this regard by the Registrar to the respective SCSB or the Sponsor Bank, within six Working Days of this Tranche IV Issue Closing Date. The Application Amount shall remain blocked in the ASBA Account until transfer of the Application Amount to the Public Issue Account, or until withdrawal/ failure of this Issue or until rejection of the Application, as the case may be.

## SUBMISSION OF COMPLETED APPLICATION FORMS

Mode of Submission of Application Forms	To whom the Application Form has to be submitted
ASBA Applications	(i) If using <u>physical Application Form</u> , (a) to the Designated Intermediaries at relevant Collection Centres, or (b) to the Designated Branches of the SCSBs where the ASBA Account is maintained; or (ii) If using <u>electronic Application Form</u> , to the SCSBs, electronically through internet banking facility, if available.
Applications under the UPI Mechanism	(i) Through the Designated Intermediary, physically or electronically, as applicable; or (ii) Through BSE Direct.

**No separate receipts will be issued for the Application Amount payable on submission of Application Form.** However, the Designated Intermediaries will acknowledge the receipt of the Application Forms by stamping the date and returning to the Applicants an Acknowledgement Slips which will serve as a duplicate Application Form for the records of the Applicant.

### Electronic Registration of Applications

- (a) The Designated Intermediaries and Designated Branches of the SCSBs, as the case may be, will register the Applications (including those under the UPI Mechanism) using the on-line facilities of the Stock Exchange. **The Members of Syndicate, our Company and the Registrar to this Tranche IV Issue or the Lead Manager is not responsible for any acts, mistakes or errors or omission and commissions in relation to, (i) the Applications accepted by the SCSBs, (ii) the Applications uploaded by the SCSBs, (iii) the Applications accepted but not uploaded by the SCSBs, (iv) with respect to Applications accepted and uploaded by the SCSBs without blocking funds in the ASBA Accounts, (v) any Applications accepted and uploaded and/or not uploaded by the Trading Members of the Stock Exchange or (vi) any Application made under the UPI Mechanism, accepted or uploaded or failed to be uploaded by a Designated Intermediary or through the app/web based interface of the Stock Exchange and the corresponding failure for blocking of funds under the UPI Mechanism.**

In case of apparent data entry error by the Designated Intermediaries or Designated Branches of the SCSBs, as the case may be, in entering the Application Form number in their respective schedules other things remaining unchanged, the Application Form may be considered as valid and such exceptions may be recorded in minutes of the meeting submitted to the Designated Stock Exchange. However, the option, mode of allotment, PAN, demat account no. etc. should be captured by the relevant Designated Intermediaries or Designated Branches of the SCSBs in the data entries as such data entries will be considered for Allotment/rejection of Application.

- (b) The Stock Exchange will offer an electronic facility for registering Applications for this Issue. This facility will be available on the terminals of Designated Intermediaries and the SCSBs during this Tranche IV Issue Period. The Designated Intermediaries can also set up facilities for off-line electronic registration of Applications subject to the condition that they will subsequently upload the off-line data file into the on-line facilities for Applications on a regular basis, and before the expiry of the allocated time on this Tranche IV Issue Closing Date. On this Tranche IV Issue Closing Date, the Designated Intermediaries and the Designated Branches of the SCSBs shall upload the Applications till such time as may be permitted by the Stock Exchange. This information will be available with the Designated Intermediaries and the Designated Branches of the SCSBs on a regular basis. Applicants are cautioned that a high inflow of high volumes on the last day of this Tranche IV Issue Period may lead to some Applications received on the last day not being uploaded and such Applications will not be considered for allocation. For further information on this Tranche IV Issue programme, please see “*General Information – Issue Programme*” on page 48.

- (c) With respect to Applications submitted directly to the SCSBs at the time of registering each Application, the Designated Branches of the SCSBs shall enter the requisite details of the Applicants in the on-line system including:
- Application Form number
  - PAN (of the first Applicant, in case of more than one Applicant)
  - Investor category and sub-category
  - DP ID
  - Client ID
  - UPI ID (if applicable)
  - Option of NCDs applied for
  - Number of NCDs Applied for in each option of NCD
  - Price per NCD
  - Bank code for the SCSB where the ASBA Account is maintained
  - Bank account number
  - Location
  - Application amount
- (d) With respect to Applications submitted to the Designated Intermediaries, at the time of registering each Application, the requisite details of the Applicants shall be entered in the on-line system including:
- Application Form number
  - PAN (of the first Applicant, in case of more than one Applicant)
  - Investor category and sub-category
  - DP ID
  - Client ID
  - UPI ID (if applicable)
  - Option of NCDs applied for
  - Number of NCDs Applied for in each option of NCD
  - Price per NCD
  - Bank code for the SCSB where the ASBA Account is maintained
  - Bank account number
  - Location
  - Application amount
- (e) A system generated acknowledgement (TRS) will be given to the Applicant as a proof of the registration of each Application. **It is the Applicant's responsibility to obtain the acknowledgement from the Designated Intermediaries and the Designated Branches of the SCSBs, as the case may be. The registration of the Application by the Designated Intermediaries and the Designated Branches of the SCSBs, as the case may be, does not guarantee that the NCDs shall be allocated/ Allotted by our Company. The acknowledgement will be non-negotiable and by itself will not create any obligation of any kind.**
- (f) **Applications can be rejected on the technical grounds listed below or if all required information is not provided or the Application Form is incomplete in any respect.** The permission given by the Stock Exchange to use its network and software of the online system should not in any way be deemed or construed to mean that the compliance with various statutory and other requirements by our Company, the Lead Manager are cleared or approved by the Stock Exchange; nor does it in any manner warrant, certify or endorse the correctness or completeness of any of the compliance with the statutory and other requirements nor does it take any responsibility for the financial or other soundness of our Company, the management or any scheme or project of our Company; nor does it in any manner warrant, certify or endorse the correctness or completeness of any of the contents of the Prospectus; nor does it warrant that the NCDs will be listed or will continue to be listed on the Stock Exchange.
- (g) **Only Applications that are uploaded on the online system of the Stock Exchange shall be considered for allocation/ Allotment.** The Designated Intermediaries and the Designated Branches of the SCSBs shall capture all data relevant for the purposes of finalizing the Basis of Allotment while uploading Application data in the electronic systems of the Stock Exchange. In order that the data so captured is accurate the Designated Intermediaries and the Designated Branches of the SCSBs will be given up to one Working Day after this Tranche IV Issue Closing Date to modify/ verify certain selected fields uploaded in the online system during this Tranche IV Issue Period after which the data will be sent to the Registrar for reconciliation with the data available with the NSDL and CDSL.



## REJECTION OF APPLICATIONS

Applications would be liable to be rejected on the technical grounds listed below or if all required information is not provided or the Application Form is incomplete in any respect. The Board of Directors and/or the Debenture Trustee thereof, reserves its full, unqualified and absolute right to accept or reject any Application in whole or in part and in either case without assigning any reason thereof.

Application may be rejected on one or more technical grounds, including but not restricted to:

- (a) Application by persons not competent to contract under the Indian Contract Act, 1872, as amended, (other than minors having valid Depository Account as per Demographic Details provided by Depositories);
- (b) Applications accompanied by cash, draft, cheques, money order or any other mode of payment other than amounts blocked in the Applicants' ASBA Account maintained with an SCSB;
- (c) Applications not being signed by the sole/joint Applicant(s);
- (d) Investor Category in the Application Form not being ticked;
- (e) Application Amount blocked being higher or lower than the value of NCDs Applied for. However, our Company may Allot NCDs up to the number of NCDs Applied for, if the value of such NCDs Applied for exceeds the minimum Application size;
- (f) Applications where a registered address in India is not provided for the non-Individual Applicants;
- (g) In case of partnership firms (except LLPs), NCDs applied for in the name of the partnership and not the names of the individual partner(s);
- (h) Minor Applicants (applying through the guardian) without mentioning the PAN of the minor Applicant;
- (i) PAN not mentioned in the Application Form., In case of minor Applicants applying through guardian, when PAN of the Applicant is not mentioned;
- (j) DP ID, Client ID or UPI ID (wherever applicable) not mentioned in the Application Form;
- (k) GIR number furnished instead of PAN;
- (l) Applications by OCBs;
- (m) Applications for an amount below the minimum Application size;
- (n) Submission of more than five ASBA Forms per ASBA Account;
- (o) Applications by persons who are not eligible to acquire NCDs of our Company in terms of applicable laws, rules, regulations, guidelines and approvals;
- (p) Applications under power of attorney or by limited companies, corporate, trust etc. submitted without relevant documents;
- (q) Applications accompanied by stockinvest/ cheque/ money order/ postal order/ cash;
- (r) Signature of sole Applicant missing, or in case of joint Applicants, the Application Forms not being signed by the first Applicant (as per the order appearing in the records of the Depository);
- (s) Applications by persons debarred from accessing capital markets, by SEBI or any other appropriate regulatory authority;
- (t) Application Forms not being signed by the ASBA Account holder, if the account holder is different from the Applicant;

- (u) Signature of the ASBA Account holder on the Application Form does not match with the signature available on the SCSB bank's records where the ASBA Account mentioned in the Application Form is maintained;
- (v) Application Forms submitted to the Designated Intermediaries or to the Designated Branches of the SCSBs does not bear the stamp of the SCSB and/or the Designated Intermediary, as the case may be;
- (w) ASBA Applications not having details of the ASBA Account or the UPI-linked Account to be blocked;
- (x) In case no corresponding record is available with the Depositories that matches the parameters namely, DP ID, Client ID, UPI ID and PAN;
- (y) Inadequate funds in the ASBA Account to enable the SCSB to block the Application Amount specified in the Application Form at the time of blocking such Application Amount in the ASBA Account or no confirmation is received from the SCSB for blocking of funds;
- (z) SCSB making an Application (a) through an ASBA account maintained with its own self or (b) through an ASBA Account maintained through a different SCSB not in its own name or (c) through an ASBA Account maintained through a different SCSB in its own name, where clear demarcated funds are not present or (d) through an ASBA Account maintained through a different SCSB in its own name which ASBA Account is not utilised solely for the purpose of applying in public issues;
- (aa) Applications for amounts greater than the maximum permissible amount prescribed by the regulations and applicable law;
- (bb) Authorization to the SCSB for blocking funds in the ASBA Account not provided;
- (cc) Applications by any person outside India;
- (dd) Applications not uploaded on the online platform of the Stock Exchange;
- (ee) Applications uploaded after the expiry of the allocated time on this Tranche IV Issue Closing Date, unless extended by the Stock Exchange, as applicable;
- (ff) Application Forms not delivered by the Applicant within the time prescribed as per the Application Form, the Prospectus and as per the instructions in the Application Form and the Prospectus;
- (gg) Applications by Applicants whose demat accounts have been 'suspended for credit' pursuant to the circular issued by SEBI on July 29, 2010 bearing number CIR/MRD/DP/22/2010;
- (hh) Applications providing an inoperative demat account number;
- (ii) Applications submitted to the Designated Intermediaries other than the Collection Centres or at a Branch of a SCSB which is not a Designated Branch;
- (jj) Applications submitted directly to the Public Issue Bank (except in case the ASBA Account is maintained with the said bank as a SCSB);
- (kk) Investor category not ticked;
- (ll) In case of cancellation of one or more orders (series) within an Application, leading to total order quantity falling under the minimum quantity required for a single Application
- (mm) A UPI Investor applying through the UPI Mechanism, not having accepted the UPI Mandate Request by 5:00 pm on the third Working Day from the day of bidding on the stock exchange except on the last day of this Tranche IV Issue Period, where the UPI Mandate Request not having been accepted by 5:00 pm of the next Working Day; and
- (nn) A non-UPI Investor making an Application under the UPI Mechanism, i.e., an Application for an amount more than ₹5 lakhs.

For information on certain procedures to be carried out by the Registrar to this Tranche IV Issue for finalization of the Basis of Allotment, please see “*Information for Applicants*” below.

### **Information for Applicants**

Upon the closure of this Tranche IV Issue, the Registrar to this Tranche IV Issue will reconcile the compiled data received from the Stock Exchange and all SCSBs and match the same with the Depository database for correctness of DP ID, Client ID, UPI ID (where applicable) and PAN. The Registrar to this Tranche IV Issue will undertake technical rejections based on the electronic details and the Depository database and prepare list of technical rejection cases. In case of any discrepancy between the electronic data and the Depository records, our Company, in consultation with the Designated Stock Exchange, the Lead Manager and the Registrar to this Tranche IV Issue, reserves the right to proceed as per the Depository records for such Applications or treat such Applications as rejected.

Based on the information provided by the Depositories, our Company shall have the right to accept Applications belonging to an account for the benefit of a minor (under guardianship).

In case of Applications for a higher number of NCDs than specified for that category of Applicant, only the maximum amount permissible for such category of Applicant will be considered for Allotment.

### **BASIS OF ALLOTMENT**

#### **Basis of Allotment for NCDs**

The Registrar will aggregate the Applications, based on the applications received through an electronic book from the Stock Exchange and determine the valid Application for the purpose of drawing the basis of allocation.

#### **Allocation Ratio**

**The Registrar will aggregate the Applications based on the Applications received through an electronic book from the Stock Exchange and determine the valid applications for the purpose of drawing the basis of allocation. Grouping of the application received will be then done in the following manner:**

Grouping of Applications and Allocation Ratio: Applications received from various applicants shall be grouped together on the following basis:

- (a) *Applications received from Category I applicants:* Applications received from Category I, shall be grouped together, (“**Institutional Portion**”);
- (b) *Applications received from Category II applicants:* Applications received from Category II, shall be grouped together, (“**Non-Institutional Portion**”);
- (c) *Applications received from Category III applicants:* Applications received from Category III, shall be grouped together, (“**Retail Individual Portion**”).

For removal of doubt, “**Institutional Portion**”, “**Non-Institutional Portion**” and “**Retail Individual Portion**” are individually referred to as “**Portion**” and collectively referred to as “**Portions**”.

For the purposes of determining the number of NCDs available for allocation to each of the abovementioned Portions, our Company shall have the discretion of determining the number of NCDs to be Allotted over and above the Base Issue Size, in case our Company opts to retain any oversubscription in this Tranche IV Issue up to this Tranche IV Issue Limit i.e. aggregating up to ₹ 360 Crore. The aggregate value of NCDs decided to be allotted over and above the Base Issue Size, (in case our Company opts to retain any oversubscription in this Tranche IV Issue), and/or the aggregate value of NCDs up to the Base Issue Size shall be collectively termed as the “**Overall Issue Size**”.

#### **Basis of Allotment for NCDs**

- (a) Allotments in the first instance:
  - (i) Applicants belonging to the Category I, in the first instance, will be allocated NCDs up to 5% of overall Issue Size on first come first serve basis (determined on the basis of date of receipt of each Application duly

- acknowledged by the Lead Manager and their respective affiliates/SCSB (Designated Branch or online acknowledgement);
- (ii) Applicants belonging to the Category II, in the first instance, will be allocated NCDs up to 35% of Overall Issue Size on first come first serve basis (determined on the basis of date of receipt of each Application duly acknowledged by the Members of the Syndicate/Trading Members/SCSB (Designated Branch or online acknowledgement);
  - (iii) Applicants belonging to the Category III, in the first instance, will be allocated NCDs up to 60% of Overall Issue Size on first come first serve basis (determined on the basis of date of receipt of each Application duly acknowledged by the Members of the Syndicate/Trading Members/SCSB (Designated Branch or online acknowledgement);
  - (iv) Allotments, in consultation with the Designated Stock Exchange, shall be made on date priority basis i.e. a first-come first-serve basis, based on the date of upload of each Application in to the electronic book with Stock Exchange, in each Portion subject to the Allocation Ratio. However, from the date of oversubscription and thereafter, the allotments will be made to the Applicants on proportionate basis.

As per the SEBI Master Circular, in consultation with the Designated Stock Exchange, the allotment in this Tranche IV Issue is required to be made on date priority basis, i.e., first come first serve basis, based on the date of upload of each application into the electronic book of the Stock Exchange, in each portion subject to the Allocation Ratio indicated herein above. However, from the date of oversubscription and thereafter, the allotments will be made to the applicants on proportionate basis.

(b) Under Subscription:

Under subscription, if any, in any Portion, priority in Allotments will be given in the following order:

- (i) Individual Portion
- (ii) Non-Institutional Portion and Resident Indian individuals and Hindu undivided families through the Karta applying who apply for NCDs aggregating to a value exceeding ₹ 10 lakhs;
- (iii) Institutional Portion
- (iv) on a first come first serve basis.

Within each Portion, priority in Allotments will be given on a first-come-first-serve basis.

- (c) For each Portion, all Applications uploaded on to the electronic book with the Stock Exchange would be treated at par with each other. Allotment would be on proportionate basis, where Applications uploaded into the Platform of the Stock Exchange on a particular date exceeds NCDs to be allotted for each Portion respectively.
- (d) Minimum allotment of 1 (one) NCD and in multiples of 1 (one) NCD thereafter would be made in case of each valid Application.
- (e) *Allotments in case of oversubscription:* In case of an oversubscription, allotments to the maximum extent, as possible, 188 will be made on a first-come first-serve basis and thereafter on proportionate basis, i.e. full allotment of the Secured NCDs to the Applicants on a first come first basis up to the date falling 1 (one) day prior to the date of oversubscription and proportionate allotment of Secured NCDs to the applicants from the date of oversubscription and thereafter (based on the date of upload of each Application on the electronic platform of the Stock Exchange, in each Portion).

For the purpose of clarity, in case of oversubscription please see the below indicative scenarios:

- (i) In case of an oversubscription in all Portions resulting in an oversubscription in this Tranche IV Issue Limit, Allotments to the maximum permissible limit, as possible, will be made on a first-come first serve basis and thereafter on proportionate basis, i.e. full allotment of the NCDs to the Applicants on a first come first basis up to the date falling 1 (one) day prior to the date of oversubscription to respective Portion and proportionate allotment of NCDs to the Applicants on the date of oversubscription in respective Portion (based on the date of upload of each Application on the electronic platform of the Stock Exchanges in each Portion). The date of oversubscription for each category will be determined as per the bucket size based on the allocation ratio stated above not taking into account any spill overs due to undersubscription in other categories.
- (ii) In case there is oversubscription in this Tranche IV Issue Limit, however there is under subscription in one or more Portion(s), Allotments will be made in the following order:

- a. All valid Applications in the undersubscribed Portion(s) uploaded on the electronic platform of the Stock Exchanges till the end of the last day of this Tranche IV Issue Period, shall receive full and firm allotment.
- b. In case of Portion(s) that are oversubscribed, allotment shall be made to valid Applications received on a first come first serve basis, based on the date of upload of each Application on the electronic platform of the Stock Exchanges. Priority for allocation of the remaining undersubscribed Portion(s) shall be given to day wise Applications received in the Retail Individual Portion followed by Non-Institutional Portion and lastly Institutional Portion each according to the day of upload of Applications on the electronic platform of the Stock Exchanges during this Tranche IV Issue Period.
- c. For the sake of clarity, once full and firm allotment has been made to all the valid Applications in the undersubscribed portion, the remaining balance in the undersubscribed Portion will be Allocated to the oversubscribed Portion(s) and proportionate allotments shall be made to all valid Applications in the oversubscribed Portion(s) uploaded on the date of oversubscription and thereafter on the remaining days of the Tranche IV Issue Period.

- (f) Proportionate Allotments: *For each Portion, on the date of oversubscription and thereafter:* Allotments to the Applicants shall be made in proportion to their respective Application size, rounded off to the nearest integer.

If the process of rounding off to the nearest integer results in the actual allocation of NCDs being higher than the Tranche II Issue Limit, not all Applicants will be allotted the number of NCDs arrived at after such rounding off. Rather, each Applicant whose Allotment size, prior to rounding off, had the highest decimal point would be given preference.

In the event, there are more than one Applicant whose entitlement remain equal after the manner of distribution referred to above, our Company will ensure that the basis of allotment is finalised by draw of lots in a fair and equitable manner.

- (g) Applicant applying for more than one Option of NCDs:

If an Applicant has applied for more than one Option of NCDs, and in case such Applicant is entitled to allocation of only a part of the aggregate number of NCDs applied for due to such Applications received on the date of oversubscription, the option-wise allocation of NCDs to such Applicants shall be in proportion to the number of NCDs with respect to each option, applied for by such Applicant, subject to rounding off to the nearest integer, as appropriate in consultation with Lead Manager and Designated Stock Exchange.

In cases of odd proportion for Allotment made, our Company in consultation with the Lead Manager will allot the residual NCD (s) in the following order:

- (i) first with monthly interest payment in order of least tenor i.e. Options I, II, III and IV;
- (ii) followed by annual interest payment in order of least tenor i.e. Options V, VI, VII and VIII;
- (iii) followed by payment on cumulative Option in order of least tenor i.e. Options IX, X, XI, XII and XIII. However, the allotment in option XIII shall not exceed Rs. 50 crores each.

All decisions pertaining to the Basis of Allotment of NCDs pursuant to this Tranche IV Issue shall be taken by our Company in consultation with the Lead Manager, and the Designated Stock Exchange and in compliance with the aforementioned provisions of this Prospectus.

Our Company would Allot Option VI NCDs to all valid applications, wherein the Applicants have not indicated their choice of the relevant Option of the NCDs. Therefore, instructions will be given to the Designated Intermediaries to indicate Option II NCD as the Applicant's choice of the relevant NCD Option wherein the Applicants have not indicated their choice.

Valid applications where the Application Amount received does not tally with or is less than the amount equivalent to value of number of NCDs applied for, may be considered for Allotment, to the extent of the Application Amount paid rounded down to the nearest ₹ 1,000 in accordance with the pecking order mentioned above.

All decisions pertaining to the Basis of Allotment of NCDs pursuant to this Tranche IV Issue shall be taken by our Company in consultation with the Lead Manager and the Designated Stock Exchange and in compliance with the aforementioned provisions of this Prospectus.

### **Retention of oversubscription**

Our Company shall have an option to retain over-subscription up to this Tranche IV Issue limit.

#### **Unblocking of Funds for withdrawn, rejected or unsuccessful or partially successful Applications**

The Registrar shall, pursuant to preparation of Basis of Allotment, instruct the relevant SCSB or the Sponsor Bank (for Applications under the UPI Mechanism), as applicable, to unblock the funds in the relevant ASBA Account/UPI linked bank account, for withdrawn, rejected or unsuccessful or partially successful Applications within six Working Days of this Tranche IV Issue Closing Date.

#### **ISSUANCE OF ALLOTMENT ADVICE**

Our Company shall ensure dispatch of Allotment Advice and/ or give instructions for credit of NCDs to the beneficiary account with Depository Participants upon approval of Basis of Allotment. The Allotment Advice for successful Applicants will be mailed by speed post/registered post to their addresses as per the Demographic Details received from the Depositories.

Our Company shall use best efforts to ensure that all steps for completion of the necessary formalities for commencement of trading at the Stock Exchange where the NCDs are proposed to be listed are taken within 6 (six) Working Days from this Tranche IV Issue Closing Date.

Allotment Advices shall be issued or Application Amount shall be unblocked within 6 (six) Working Days from this Tranche IV Issue Closing Date or such lesser time as may be specified by SEBI or else the Application Amount shall be unblocked in the ASBA Accounts or the UPI linked bank accounts (for Applications under the UPI Mechanism) of the Applicants forthwith.

Our Company will provide adequate funds required for dispatch of Allotment Advice to the Registrar to this Tranche IV Issue.

#### **OTHER INFORMATION**

##### **Withdrawal of Applications during this Tranche IV Issue Period**

Applicants can withdraw their Applications until this Tranche IV Issue Closing Date. In case an Applicant wishes to withdraw the Application during this Tranche IV Issue Period, the same can be done by submitting a request for the same to the concerned Designated Intermediary who shall do the requisite.

In case of Applications (other than under the UPI Mechanism) were submitted to the Designated Intermediaries, upon receipt of the request for withdrawal from the Applicant, the relevant Designated Intermediary, as the case may be, shall do the requisite, including deletion of details of the withdrawn Application Form from the electronic system of the Stock Exchange and intimating the Designated Branch of the SCSB to unblock of the funds blocked in the ASBA Account at the time of making the Application. In case of Applications (other than under the UPI Mechanism) submitted directly to the Designated Branch of the SCSB, upon receipt of the request for withdraw from the Applicant, the relevant Designated Branch shall do the requisite, including deletion of details of the withdrawn Application Form from the electronic system of the Stock Exchange and unblocking of the funds in the ASBA Account, directly.

##### **Withdrawal of Applications after this Tranche IV Issue Period**

In case an Applicant wishes to withdraw the Application after this Tranche IV Issue Closing Date or early closure date, the same can be done by submitting a withdrawal request to the Registrar to the Issue prior to the finalization of the Basis of Allotment.

##### **Revision of Applications**

As per the notice No: 20120831-22 dated August 31, 2012 issued by the BSE, cancellation of one or more orders (series) within an Application is permitted during this Tranche IV Issue Period as long as the total order quantity does not fall under the minimum quantity required for a single Application. Please note that in case of cancellation of one or more orders (series) within an Application, leading to total order quantity falling under the minimum quantity required for a single Application will be liable for rejection by the Registrar.

Applicants may revise/ modify their Application details during this Tranche IV Issue Period, as allowed/permitted by the Stock Exchange, by submitting a written request to the Designated Intermediary and the Designated Branch of the SCSBs, as the case may be. For Applications made under the UPI Mechanism, an Applicant shall not be allowed to add or modify the details of the Application except for modification of either DP ID/Client ID, or PAN ID but not both. However, the Applicant may withdraw the Application and reapply.

However, for the purpose of Allotment, the date of original upload of the Application will be considered in case of such revision/ modification. In case of any revision of Application in connection with any of the fields which are not allowed to be modified on the electronic Application platform of the Stock Exchange as per the procedures and requirements prescribed by the Stock Exchange, Applicants should ensure that they first withdraw their original Application and submit a fresh Application. In such a case the date of the new Application will be considered for date priority for Allotment purposes.

Revision of Applications is not permitted after the expiry of the time for acceptance of Application Forms on this Tranche IV Issue Closing Date. However, in order that the data so captured is accurate, the Designated Intermediaries and/ or the Designated Branches of the SCSBs will be given up to one Working Day after this Tranche IV Issue Closing Date to modify/ verify certain selected fields uploaded in the online system during this Tranche IV Issue Period, after which the data will be sent to the Registrar for reconciliation with the data available with the NSDL and CDSL. Please also see, “*Issue Procedure – Operational Instructions and Guidelines - Modification and cancellation of orders*” on page 250.

### **Depository Arrangements**

We have made depository arrangements with NSDL and CDSL. Please note that Tripartite Agreements have been executed between our Company, the Registrar and both the depositories.

As per the provisions of the Depositories Act, 1996, the NCDs issued by us can be held in a dematerialised form. In this context:

- (i) Tripartite agreement dated January 30, 2014 among our Company, the Registrar and CDSL and tripartite agreement dated February 5, 2014 among our Company, the Registrar and NSDL, respectively for offering depository option to the investors.
- (ii) An Applicant must have at least one beneficiary account with any of the Depository Participants (DPs) of NSDL or CDSL prior to making the Application.
- (iii) The Applicant must necessarily provide the DP ID and Client ID details in the Application Form.
- (iv) NCDs Allotted to an Applicant in the electronic form will be credited directly to the Applicant’s respective beneficiary account(s) with the DP.
- (v) Non-transferable Allotment Advice will be directly sent to the Applicant by the Registrar to this Issue.
- (vi) It may be noted that NCDs in electronic form can be traded only on the Stock Exchange having electronic connectivity with NSDL or CDSL. The Stock Exchange has connectivity with NSDL and CDSL.
- (vii) Interest or other benefits with respect to the NCDs held in dematerialised form would be paid to those Debenture Holders whose names appear on the list of beneficial owners given by the Depositories to us as on Record Date. In case of those NCDs for which the beneficial owner is not identified by the Depository as on the Record Date/ book closure date, we would keep in abeyance the payment of interest or other benefits, till such time that the beneficial owner is identified by the Depository and conveyed to us, whereupon the interest or benefits will be paid to the beneficiaries, as identified, within a period of 30 days.

Please note that the NCDs shall cease to trade from the Record Date (for payment of the principal amount and the applicable premium and interest for such NCDs) prior to redemption of the NCDs.

**PLEASE NOTE THAT TRADING OF NCDs ON THE FLOOR OF THE STOCK EXCHANGE SHALL BE IN DEMATERIALISED FORM ONLY IN MULTIPLE OF ONE NCD.**

Allottees will have the option to re-materialize the NCDs Allotted under this Tranche IV Issue as per the provisions of the Companies Act, 2013 and the Depositories Act.

## Communications

All future communications in connection with Applications made in this Issue (except the Applications made through the Trading Members of the Stock Exchange) should be addressed to the Registrar to the Issue, quoting the full name of the sole or first Applicant, Application Form number, Applicant's DP ID and Client ID, Applicant's PAN, number of NCDs applied for, ASBA Account number in which the amount equivalent to the Application Amount was blocked or the UPI ID (for UPI Investors who make the payment of Application Amount through the UPI Mechanism), date of the Application Form, name and address of the Designated Intermediary or Designated Branch of the SCSBs, as the case may be, where the Application was submitted.

Applicants may contact our Compliance Officer and Company Secretary or the Registrar to the Issue in case of any pre-Issue or post-Issue related problems such as non-receipt of Allotment Advice or credit of NCDs in the respective beneficiary accounts, as the case may be.

## Interest in case of delay

Our Company undertakes to pay interest, in connection with any delay in Allotment and demat credit, beyond the time limit as may be prescribed under applicable statutory and/or regulatory requirements, at such rates as stipulated under such applicable statutory and/or regulatory requirements.

## Undertaking by the Issuer

"Investors are advised to read the risk factors carefully before taking an investment decision in this issue. For taking an investment decision, investors must rely on their own examination of the issuer and the offer including the risks involved. The securities have not been recommended or approved by any regulatory authority in India, including the Securities and Exchange Board of India (SEBI) nor does SEBI guarantee the accuracy or adequacy of this document. Specific attention of investors is invited to the statement of '*Risk factors*' on page 18 under the section '*General Risks*'."

The Issuer, having made all reasonable inquiries, accepts responsibility for, and confirms that this Offer Document contains all information with regard to the issuer and this Tranche IV Issue, that the information contained in the offer document is true and correct in all material aspects and is not misleading in any material respect, that the opinions and intentions expressed herein are honestly held and that there are no other facts, the omission of which make this document as a whole or any of such information or the expression of any such opinions or intentions misleading in any material respect. The issuer has no side letter with any debt securities holder except the one(s) disclosed in the offer document/offer document. Any covenants later added shall be disclosed on the stock exchange website where the debt is listed."

Our Company undertakes that:

- (a) All monies received pursuant to this Issue shall be transferred to a separate bank account as referred to in sub-section (3) of section 40 of the Companies Act, 2013;
- (b) Details of all monies utilised out of this Issue referred to in sub-item (a) shall be disclosed under an appropriate separate head in our balance sheet indicating the purpose for which such monies had been utilised;
- (c) Details of all unutilised monies out of issue of NCDs, if any, referred to in sub-item (a) shall be disclosed under an appropriate separate head in our balance sheet indicating the form in which such unutilised monies have been invested;
- (d) Details of all utilized and unutilised monies out of the monies collected in the previous issue made by way of public offer shall be disclosed and continued to be disclosed in the balance sheet till the time any part of the proceeds of such previous issue remains unutilized indicating the purpose for which such monies have been utilized, and the securities or other forms of financial assets in which such unutilized monies have been invested;
- (e) Undertaking by our Company for execution of the Debenture Trust Deed;
- (f) We shall utilize this Tranche IV Issue proceeds only upon execution of the Debenture Trust Deed as stated in this Tranche IV Prospectus, on receipt of the minimum subscription of 75% of the Base Issue i.e. ₹ 7,500 lakh and receipt of listing and trading approval from the Stock Exchange;
- (g) This Tranche IV Issue proceeds shall not be utilized towards full or part consideration for the purchase or any other acquisition, *inter alia* by way of a lease, of any immovable property business, dealing in equity of listed companies or lending/investment in group companies;
- (h) The allotment letter shall be issued or application money shall be unblocked within 6 (six) Working Days from the closure of this Issue or such lesser time as may be specified by SEBI, or else the Application money shall be refunded to the Applicants forthwith;



- (i) Details of all monies unutilised out of the previous issues made by way of public offer, if any, shall be disclosed and continued to be disclosed under an appropriate separate head in our balance sheet till the time any part of the proceeds of such previous issue remains unutilized indicating the securities or other forms of financial assets in which such unutilized monies have been invested;
- (j) we shall create a recovery expense fund in the manner as maybe specified by the Board from time to time and inform the Debenture Trustee about the same; and
- (k) we undertake that the assets on which charge is created to meet the hundred percent security cover, are free from any encumbrances and in cases where the assets are already charged to secure a debt, the permission or consent to create a second or pari-passu charge on the assets of the issuer has been obtained from the earlier creditor.

#### ***Other Undertakings by our Company***

Our Company undertakes that:

- (a) Complaints received in respect of this Issue (except for complaints in relation to Applications submitted to Trading Members) will be attended to by our Company expeditiously and satisfactorily;
- (b) Necessary cooperation to the relevant credit rating agency(ies) will be extended in providing true and adequate information until the obligations in respect of the NCDs are outstanding;
- (c) Our Company will take necessary steps for the purpose of getting the NCDs listed within the specified time, i.e., within six Working Days of this Tranche IV Issue Closing Date;
- (d) Funds required for dispatch of Allotment Advice/NCD Certificates (only upon rematerialisation of NCDs at the specific request of the Allottee/ Holder of NCDs) will be made available by our Company to the Registrar to this Tranche IV Issue;
- (e) Our Company will forward details of utilisation of the proceeds of this Issue, duly certified by the Joint Statutory Auditors, to the Debenture Trustee on a half-yearly basis;
- (f) Our Company will provide a compliance certificate to the Debenture Trustee on an annual basis in respect of compliance with the terms and conditions of this Issue as contained in this Prospectus;
- (g) Our Company will disclose the complete name and address of the Debenture Trustee in its annual report; and
- (h) Our Company shall make necessary disclosures/ reporting under any other legal or regulatory requirement as may be required by our Company from time to time.

The allotment of NCDs will be done on a first come, first serve basis. On the successful allotment of the NCDs, this Tranche IV Issue proceeds will be released to the issuer to use in pursuance of the objects specified in this Tranche IV Prospectus.

## **SECTION VIII : MAIN PROVISIONS OF ARTICLES OF ASSOCIATION**

The main provisions of the Articles of Association relating to the issue and allotment of debentures and matters incidental thereto have been summarised below. Please note that each provision herein below is numbered according to the corresponding article number in the Articles of Association. Any reference to the term “Article” hereunder means the corresponding article contained in the Articles of Association.

### **Article 43 – Borrowing Powers**

The Board may, from time to time, and at its discretion, subject to the provisions of the Act and these Articles, accept deposits from Shareholders either in advance of calls or otherwise and generally raise or borrow moneys, either from the Directors, their friends and relatives or from others for the purposes of the Company and/or secure the payment of any such sum or sums of money, provided however, where the moneys to be borrowed together with the moneys already borrowed by the Company (apart from the temporary loans obtained from the Company's bankers in ordinary course of business) and remaining outstanding and undischarged at that time exceed the aggregate of the paid-up capital of the Company and its free reserves (not being reserves set apart for any specific purpose), the Board shall not borrow such money without the consent of the Company in a General Meeting by a special resolution. The Board may raise and secure the payment of such sum or sums in such manner and upon such terms and conditions as it thinks fit, and in particular by receiving deposits, issue of bonds, debentures, redeemable, debenture stock, or any security of the Company or by mortgage or charge or other security upon all or any part of the property or undertaking of the Company (both present and future), including its uncalled capital for the time being; provided that the Board shall not give any option or right to any person for making calls on the Shareholders in respect of the amount unpaid for the time being on the Shares held by them, without the previous sanction of the Company in a General Meeting.

### **Article 70**

The Board of Directors shall appoint the person nominated by the Debenture Trustee(s) in terms of clause (e) of Regulation 15(1) of the SEBI (Debenture Trustees) Regulations, 1993 as a Director on the Board. Such appointment of a Director shall be subject to the provisions of Debenture Trust Deed, Companies Act, 2013, Reserve Bank of India (‘RBI’) Regulations, SEBI Regulations and all other applicable provisions of law. Such nominee director shall not be liable to retire by rotation.

### **Proceedings of the Board**

#### **Article 71**

- (i) The Board of Directors may meet for the conduct of business, adjourn and otherwise regulate its meetings, as it thinks fit.
- (ii) The participation of directors in a meeting of the Board may be either in person or through video conferencing or other audio-visual means which are capable of recording and recognising the participation of the directors and of recording and storing the proceedings of such meetings along with date and time.
- (iii) A director may, and the manager or secretary on the requisition of a director shall, at any time, summon a meeting of the Board.

#### **Article 72**

- (i) Save as otherwise expressly provided in the Act, questions arising at any meeting of the Board shall be decided by a majority of votes.
- (ii) In case of an equality of votes, the Chairperson of the Board, if any, shall have a second or casting vote.

#### **Article 73**

The continuing directors may act notwithstanding any vacancy in the Board; but, if and so long as their number is reduced below the quorum fixed by the Act for a meeting of the Board, the continuing directors or director may act for the purpose of increasing the number of directors to that fixed for the quorum, or of summoning a general meeting of the company, but for no other purpose.

#### **Article 74**

- (i) The Board may elect a Chairperson of its meetings and determine the period for which he is to hold office.
- (ii) If no such Chairperson is elected, or if at any meeting the Chairperson is not present within five minutes after the time appointed for holding the meeting, the directors present may choose one of their members to be Chairperson of the

meeting.

#### **Article 75**

- (i) The Board may, subject to the provisions of the Act, delegate any of its powers to committees consisting of such member or members of its body as it thinks fit.
- (ii) Any committee so formed shall, in the exercise of the powers so delegated, conform to any regulations that may be imposed on it by the Board.

#### **Article 76**

- (i) A committee may elect chairperson of its meetings.
- (ii) If no such Chairperson is elected, or if at any meeting the Chairperson is not present within five minutes after the time appointed for holding the meeting, the members present may choose one of their members to be Chairperson of the meeting.

#### **Article 77**

- (i) A committee may meet and adjourn as it thinks fit.
- (ii) Questions arising at any meeting of a committee shall be determined by a majority of votes of the members present, and in case of an equality of votes, the Chairperson shall have a second or casting vote.

#### **Article 78**

All acts done in any meeting of the Board or of a committee thereof or by any person acting as a director, shall, notwithstanding that it may be afterwards discovered that there was some defect in the appointment of any one or more of such directors or of any person acting as aforesaid, or that they or any of them were disqualified, be as valid as if every such director or such person had been duly appointed and was qualified to be a director.

#### **Article 79**

Save as otherwise expressly provided in the Act, a resolution in writing, signed by all the members of the Board or of a committee thereof, for the time being entitled to receive notice of a meeting 32 of the Board or committee, shall be valid and effective as if it had been passed at a meeting of the Board or committee, duly convened and held.

#### **Article 93 - Accounts**

- (i) The Board shall from time to time determine whether and to what extent and at what times and places and under what conditions or regulations, the accounts and books of the company, or any of them, shall be open to the inspection of members not being directors.
- (ii) No member (not being a director) shall have any right of inspecting any account or book or document of the company except as conferred by law or authorized by the Board or by the company in general meeting.

#### **Article 95 – Reconstruction**

On any sale of the undertaking of the company, the board or the liquidator on a winding-up may, if authorised by a special resolution may accept fully paid-up shares, debentures or securities of any other company, whether incorporated in India or not, either then existing or to be formed for the purchase in whole or in part of the property of the company, and the board (if the profits of the company permit) or the liquidators (in a winding-up) may distribute such shares or securities or any other property of the company amongst the members without realisation, or vest the same in trustees for them, and any special resolution may provide for the distribution or appropriation of the cash, shares or other securities, benefit or property otherwise than in accordance with the strict legal rights of the members or contributors of the company and for the valuation of any such securities or property at such price and in such manner as the meeting may approve and all holders of shares shall be bound to accept the same and shall be bound by any valuation of distribution so authorised, and waive all rights in relation, thereto.

#### **Article 97 – Others Secrecy**

Every Director, manager, Auditor, trustee, shareholder, member of a committee, officer, servant, agent, accountant or other person employed in the business of the Company shall, if so required by the Board, before entering upon its duties, sign a declaration pledging to observe strict secrecy in relation to all confidential information of the Company and its customers

and shall by such declaration pledge not to reveal any of the matters which may come to its knowledge in the discharge of its duties, except as required by the Board, or by any General Meeting, or by a court of law, or so far as may be necessary in order to comply with any of the provisions of these Articles or the provisions of the Act.

## SECTION IX : MATERIAL CONTRACTS AND DOCUMENTS FOR INSPECTION

The following contracts which are or may be deemed material have been entered or are to be entered into by the Company. These contracts and also the documents for inspection referred to hereunder, may be inspected on Working Days at the Registered Office of the Company situated at Muthoot Centre, TC No 27/3022, Punnen Road, Trivandrum 695 001, India, from 10.00 a.m. to 4.00 p.m., from the date of the Prospectus until the date of closure of this Tranche IV Issue.

### I. Material Contracts

1. Issue Agreement dated August 3, 2023 between the Company and the Lead Manager.
2. Registrar Agreement dated August 3, 2023, between the Company and the Registrar to the Issue.
3. Debenture Trustee Agreement dated August 3, 2023, between the Company and the Debenture Trustee for the NCD Holders.
4. Public Issue Account and Sponsor Bank Agreement dated March 20, 2024 amongst the Company, the Lead Manager, the Registrar, the Public Issue Account Bank, Sponsor Bank and the Refund Bank.
5. Lead Broker Agreement dated March 20, 2024 between the Company and the Lead Broker.
6. Agreed form of Debenture Trust Deed to be executed between our Company and the Debenture Trustee.
7. Tripartite Agreement dated May 3, 2011, between CDSL, the Company and the Registrar to the Issue.
8. Tripartite Agreement dated October 6, 2009, between NSDL, the Company and the Registrar to the Issue.

### II. Material Documents

1. Certificate of incorporation of the Company dated June 10, 1997, issued by the RoC.
2. Certificate of incorporation dated March 19, 2002, issued by the RoC.
3. Certificate of commencement of business dated June 10, 1997.
4. Memorandum and Articles of Association of the Company.
5. The certificate of registration No. 16.00170 dated July 23, 2002 issued by the RBI under Section 45 IA of the RBI Act.
6. Credit rating letter dated July 31, 2023, revalidation letter dated September 22, 2023 and revalidation letter dated March 7, 2024 issued by CRISIL Ratings Limited assigning a rating of "CRISIL AA-/Stable" for an amount of ₹ 1,10,000 lakhs of NCDs.
7. Board resolution dated May 22, 2023 approving the Issue and related matters including authorised signatories.
8. Shareholders' resolution dated September 28, 2022 pursuant to Section 180 of the Companies Act, 2013.
9. Copy of the resolution of the Stock Allotment Committee dated August 03, 2023, approving the Draft Shelf Prospectus.
10. Copy of the resolutions of the Stock Allotment Committee dated August 23, 2023, approving the Shelf Prospectus.
11. Copy of the resolutions of the Stock Allotment Committee dated March 28, 2024, approving this Tranche IV Prospectus.
12. Copy of the resolution of the Stock Allotment Committee dated March 20, 2024, approving the Tranche IV Issue.
13. Consents of each of the Directors, Compliance Officer, Joint Statutory Auditors, Lead Manager, Legal Advisors to the Issue, Public Issue Account Bank(s), Sponsor Bank, Refund Bank, Bankers to the Issue, Lead Broker, the

Debenture Trustee, Registrar to the Issue, experts and the Credit Rating Agency to act in their respective capacities.

14. Consent of the Joint Statutory Auditors, for inclusion of their name as the Joint Statutory Auditors of the Company and reports on the Audited Financial Statements and Unaudited Standalone Financial Results including the annexures and notes thereto, in the form and context in which they appear in the Shelf Prospectus and Tranche IV Prospectus mentioned herein.
15. Consent of CRISIL Ratings Limited dated August 4, 2023 with respect to the industry report titled '*Industry Report on Gold Loans – March 2023*'.
16. Annual Reports of the Company for the three Fiscals.
17. In-principle listing approval from BSE, through letter no. DCS/BM/PI-BOND/009/23-24 dated August 21, 2023.
18. Due Diligence Certificate dated March 28, 2024, filed by the Lead Manager with SEBI.
19. Due Diligence Certificate dated March 27, 2024, through letter no. 1689/OPR/VTPL/2023-24 from the Debenture Trustee to the Issue.
20. In case of debt securities, an undertaking that no objection certificate from the prior creditor for a second or pari-passu charge being created, wherever applicable, in favour of the debenture trustee to the proposed issue has been obtained.

## DECLARATION

We, the Directors of the Company, hereby certify and declare that all relevant provisions of the Companies Act, 2013, and the guidelines issued by the Government of India and/or the regulations/guidelines/circulars issued by the Reserve Bank of India and the Securities and Exchange Board of India, established under Section 3 of the Securities and Exchange Board of India Act, 1992, as applicable, including the Securities and Exchange Board of India (Issue and Listing of Non-Convertible Securities) Regulations, 2021, as amended, have been complied with and no statement made in this Tranche IV Prospectus is contrary to the provisions of the Companies Act, 2013, the Securities Contracts (Regulation) Act, 1956, the Securities and Exchange Board of India Act, 1992 or rules made there under, regulations or guidelines or circulars issued, as the case may be. We confirm that the compliance with the Securities and Exchange Board of India Act, 1992 or rules made there under does not imply that payment of dividend or interest or repayment of debt securities, is guaranteed by the Central Government.

We further certify that all the disclosures and statements in this Tranche IV Prospectus are true, accurate and correct in all material respects and do not omit disclosure of any material fact which may make the statements made therein, in light of circumstances under which they were made, misleading and that this Tranche IV Prospectus does not contain any misstatements. Furthermore, all the monies received under the offer shall be used only for the purposes and objects indicated in this Tranche IV Prospectus.

### Signed by the Board of Directors of the Company

---

Mr. Thomas John Muthoot, Managing Director

---

Mr. Thomas George Muthoot, Director

---

Mr. Thomas Muthoot, Executive Director and Chief Financial Officer

---

Mr. Anthony Abraham Thomas, Independent Director

---

Ms. Preethi John Muthoot, Director

---

Mr. Arrattukkulam Peter Kurian, Independent Director

---

Mr. Vikraman Ampalakkat, Independent Director

---

Mr. Badal Chandra Das, Independent Director

---

Mr. Ravi Ramchandran, Independent Director

Date: March 28, 2024

Place: Trivandrum

**ANNEXURE A – CREDIT RATING LETTER, RATING RATIONALE AND PRESS RELEASE**

*[Rest of the page intentionally kept blank]*



CONFIDENTIAL

RL/MUFILT/328243/NCD/0923/70241/96525159  
September 22, 2023**Mr. R. Nadasabapathy**  
Vice President & Head Treasury  
**Muthoot Fincorp Limited**  
Muthoot Centre, Punnen Road  
Thiruvananthapuram - 695034  
9447362222

Dear Mr. R. Nadasabapathy,

**Re: Review of CRISIL Rating on the Non Convertible Debentures Aggregating Rs.1100 Crore^ of Muthoot Fincorp Limited**

All ratings assigned by CRISIL Ratings are kept under continuous surveillance and review.

CRISIL Ratings has, after due consideration, reaffirmed its CRISIL AA-/Stable (pronounced as CRISIL double A minus rating with Stable outlook) rating on the captioned debt instrument. Securities with this rating are considered to have high degree of safety regarding timely servicing of financial obligations. Such securities carry very low credit risk.

In the event of your company not making the issue within a period of 180 days from the above date, or in the event of any change in the size or structure of your proposed issue, a fresh letter of revalidation from CRISIL Ratings will be necessary.

As per our Rating Agreement, CRISIL Ratings would disseminate the rating along with outlook through its publications and other media, and keep the rating along with outlook under surveillance for the life of the instrument. CRISIL Ratings reserves the right to withdraw, or revise the rating / outlook assigned to the captioned instrument at any time, on the basis of new information, or unavailability of information, or other circumstances which CRISIL Ratings believes may have an impact on the rating. Please visit [www.crisilratings.com](http://www.crisilratings.com) and search with the name of the rated entity to access the latest rating/s.As per SEBI circular (reference number: CIR/IMD/DF/17/2013; dated October 22, 2013) on centralized database for corporate bonds/debentures, you are required to provide international securities identification number (ISIN; along with the reference number and the date of the rating letter) of all bond/debenture issuances made against this rating letter to us. The circular also requires you to share this information with us within 2 days after the allotment of the ISIN. We request you to mail us all the necessary and relevant information at [debtissue@crisil.com](mailto:debtissue@crisil.com). This will enable CRISIL Ratings to verify and confirm to the depositories, including NSDL and CDSL, the ISIN details of debt rated by us, as required by SEBI. Feel free to contact us at [debtissue@crisil.com](mailto:debtissue@crisil.com) for any clarification you may need.

Should you require any clarification, please feel free to get in touch with us.

With warm regards,

Yours sincerely,

Prashant Pratap Mane  
Associate Director - CRISIL RatingsNivedita Shibu  
Associate Director - CRISIL Ratings*^Unutilised*

**Disclaimer:** A rating by CRISIL Ratings reflects CRISIL Ratings' current opinion on the likelihood of timely payment of the obligations under the rated instrument, and does not constitute an audit of the rated entity by CRISIL Ratings. Our ratings are based on information provided by the issuer or obtained by CRISIL Ratings from sources it considers reliable. CRISIL Ratings does not guarantee the completeness or accuracy of the information on which the rating is based. A rating by CRISIL Ratings is not a recommendation to buy / sell or hold the rated instrument; it does not comment on the market price or suitability for a particular investor. CRISIL Ratings has a practice of keeping all its ratings under surveillance and ratings are revised as and when circumstances so warrant. CRISIL Ratings is not responsible for any errors and especially states that it has no financial liability whatsoever to the subscribers / users / transmitters / distributors of its ratings. CRISIL Ratings' criteria are available without charge to the public on the web site, [www.crisilratings.com](http://www.crisilratings.com). CRISIL Ratings or its associates may have other commercial transactions with the company/entity. For the latest rating information on any instrument of any company rated by CRISIL Ratings, please visit [www.crisilratings.com](http://www.crisilratings.com) or contact Customer Service Helpdesk at [CRISILRatingdesk@crisil.com](mailto:CRISILRatingdesk@crisil.com) or at 1800-267-1301

AV/FSR/MFL/2023-24/001

Date: August 04, 2023

**Muthoot Fincorp Limited**

Muthoot Centre,  
TC No 27/3022 Punnen Road,  
Trivandrum - 695001  
Tel: 471 2331427

Dear Sir,

**Sub: Proposed public offering of secured redeemable non-convertible debenture of face value of Rs.1,000 each ("NCDs") for an amount aggregating to Rs. 1,100 crore (Indian Rupees One Thousand and One Hundred Crores only) (the "Issue") of Muthoot Fincorp Limited ("Company")**

We, CRISIL Ratings Limited, do hereby consent to our name being inserted as a Credit Rating Agency to the Issue and to the disclosure of the credit rating, rating letter dated July 31, 2023 and its contents or any extract thereof (subject to the terms of the Rating Agreement dated July 21, 2023, March 08, 2023, October 28, 2022 and June 08, 2022) (collectively, "**Material**"), issued by us, in connection with the Issue in India, in the Draft Shelf Prospectus to be filed with the Bombay Stock Exchange Limited ("**BSE**") (collectively "**Stock Exchanges**"), the Securities and Exchange Board of India ("SEBI") and the Shelf Prospectus and relevant Tranche Prospectus(es) to be filed with the Stock Exchange, SEBI and Registrar of Companies, Kerala and Lakshadweep ("**RoC**") (collectively, the "**Offer Documents**"). We hereby accord our no objection to you to deliver this letter of consent to the Stock Exchanges and the RoC, in respect of the Issue. The term "User" under the Rating Agreement shall include any user who shall have access to this consent and / or the Material under the Offer Documents.

The following details with respect to us may be disclosed:

Name: **CRISIL Ratings Limited (A subsidiary of CRISIL Limited)**

Address: CRISIL House, Central Avenue, Hiranandani Business Park,  
Powai, Mumbai- 400 076

Tel: 91-22-3342 3000 (B)

Fax: 91-22-3342 3050

Email: [crisilratingdesk@crisil.com](mailto:crisilratingdesk@crisil.com)

Contact Person: Ajit Velonie

SEBI Registration Number: IN/CRA/001/1999

We confirm that we are registered with the SEBI as a Credit Rating Agency in India and that such registration is valid as on date of this letter.

We also agree to keep strictly confidential, (i) the nature and scope of the Issue; and (ii) our knowledge of the of the Issue by the Company; until such time that (A) such disclosure by us is approved by the Company; or (B) such disclosure is required by a governmental, regulatory or judicial authority or by law or regulation; or (C) such information is already in the public domain or comes into the public domain through no fault of ours; or (D) the Issue is publicly announced by the Company.

You acknowledge and agree that CRISIL Ratings' consent is subject to the following:

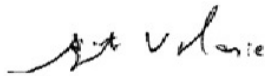
- Your reproducing the Material on an 'as is where is basis' clearly mentioning the source and date of release.
- Your ensuring that there is no misrepresentation/modification to our views/opinions and that the Material is not mentioned out of context or in a misleading manner.
- Your ensuring that the Disclaimer of CRISIL Ratings (given below) is also reproduced along with the Material, at the relevant place in the Offer Documents.
- You shall incorporate the latest and then current Material in the Offer Documents at the relevant time of use.

You agree and undertake to (i) comply with all applicable laws and regulations in relation to the Issue and Offer Documents (ii) not to misrepresent, make any changes to, obliterate or tamper with the Material or present any part thereof out of context or in violation of applicable laws and regulations, if any. Further, you acknowledge and agree that CRISIL Ratings does not accept responsibility for the Offer Documents or any part thereof.

**Given below is the disclaimer to be used in the Offer Documents.**

CRISIL Ratings Limited (CRISIL Ratings) has taken due care and caution in preparing the Material based on the information provided by its client and / or obtained by CRISIL Ratings from sources which it considers reliable (Information). A rating by CRISIL Ratings reflects its current opinion on the likelihood of timely payment of the obligations under the rated instrument and does not constitute an audit of the rated entity by CRISIL Ratings. CRISIL Ratings does not guarantee the completeness or accuracy of the information on which the rating is based. A rating by CRISIL Ratings is not a recommendation to buy, sell, or hold the rated instrument; it does not comment on the market price or suitability for a particular investor. The Rating is not a recommendation to invest / disinvest in any entity covered in the Material and no part of the Material should be construed as an expert advice or investment advice or any form of investment banking within the meaning of any law or regulation. CRISIL Ratings especially states that it has no liability whatsoever to the subscribers / users / transmitters/ distributors of the Material. Without limiting the generality of the foregoing, nothing in the Material is to be construed as CRISIL Ratings providing or intending to provide any services in jurisdictions where CRISIL Ratings does not have the necessary permission and/or registration to carry out its business activities in this regard. Muthoot Fincorp Limited will be responsible for ensuring compliances and consequences of non-compliances for use of the Material or part thereof outside India. Current rating status and CRISIL Ratings' rating criteria are available without charge to the public on the website, [www.crisil.com](http://www.crisil.com). For the latest rating information on any instrument of any company rated by CRISIL Ratings, please contact Customer Service Helpdesk at 1800-267-1301.

Yours faithfully,



Authorized Signatory

Name: Ajit Velonie

Designation: Senior Director, Financial Sector & Structured Finance Ratings

Date: August 04, 2023

**DUPLICATE**

AV/FSR/MFL/2023-24/001

Date: August 04, 2023

**Muthoot Fincorp Limited**

Muthoot Centre,  
TC No 27/3022 Punnen Road,  
Trivandrum - 695001  
Tel: 471 2331427

Dear Sir,

**Sub: Proposed public offering of secured redeemable non-convertible debenture of face value of Rs.1,000 each ("NCDs") for an amount aggregating to Rs. 1,100 crore (Indian Rupees One Thousand and One Hundred Crores only) (the "Issue") of Muthoot Fincorp Limited ("Company")**

We, CRISIL Ratings Limited, do hereby consent to our name being inserted as a Credit Rating Agency to the Issue and to the disclosure of the credit rating, rating letter dated July 31, 2023 and its contents or any extract thereof (subject to the terms of the Rating Agreement dated July 21, 2023, March 08, 2023, October 28, 2022 and June 08, 2022) (collectively, "**Material**"), issued by us, in connection with the Issue in India, in the Draft Shelf Prospectus to be filed with the Bombay Stock Exchange Limited ("**BSE**") (collectively "**Stock Exchanges**"), the Securities and Exchange Board of India ("SEBI") and the Shelf Prospectus and relevant Tranche Prospectus(es) to be filed with the Stock Exchange, SEBI and Registrar of Companies, Kerala and Lakshadweep ("**RoC**") (collectively, the "**Offer Documents**"). We hereby accord our no objection to you to deliver this letter of consent to the Stock Exchanges and the RoC, in respect of the Issue. The term "User" under the Rating Agreement shall include any user who shall have access to this consent and / or the Material under the Offer Documents.

The following details with respect to us may be disclosed:

Name: **CRISIL Ratings Limited (A subsidiary of CRISIL Limited)**

Address: CRISIL House, Central Avenue, Hiranandani Business Park,  
Powai, Mumbai- 400 076

Tel: 91-22-3342 3000 (B)

Fax: 91-22-3342 3050

Email: [crisilratingdesk@crisil.com](mailto:crisilratingdesk@crisil.com)

Contact Person: Ajit Velonie

SEBI Registration Number: IN/CRA/001/1999

We confirm that we are registered with the SEBI as a Credit Rating Agency in India and that such registration is valid as on date of this letter.

We also agree to keep strictly confidential, (i) the nature and scope of the Issue; and (ii) our knowledge of the of the Issue by the Company; until such time that (A) such disclosure by us is approved by the Company; or (B) such disclosure is required by a governmental, regulatory or judicial authority or by law or regulation; or (C) such information is already in the public domain or comes into the public domain through no fault of ours; or (D) the Issue is publicly announced by the Company.

You acknowledge and agree that CRISIL Ratings' consent is subject to the following:

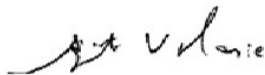
- Your reproducing the Material on an 'as is where is basis' clearly mentioning the source and date of release.
- Your ensuring that there is no misrepresentation/modification to our views/opinions and that the Material is not mentioned out of context or in a misleading manner.
- Your ensuring that the Disclaimer of CRISIL Ratings (given below) is also reproduced along with the Material, at the relevant place in the Offer Documents.
- You shall incorporate the latest and then current Material in the Offer Documents at the relevant time of use.

You agree and undertake to (i) comply with all applicable laws and regulations in relation to the Issue and Offer Documents (ii) not to misrepresent, make any changes to, obliterate or tamper with the Material or present any part thereof out of context or in violation of applicable laws and regulations, if any. Further, you acknowledge and agree that CRISIL Ratings does not accept responsibility for the Offer Documents or any part thereof.

**Given below is the disclaimer to be used in the Offer Documents.**

CRISIL Ratings Limited (CRISIL Ratings) has taken due care and caution in preparing the Material based on the information provided by its client and / or obtained by CRISIL Ratings from sources which it considers reliable (Information). A rating by CRISIL Ratings reflects its current opinion on the likelihood of timely payment of the obligations under the rated instrument and does not constitute an audit of the rated entity by CRISIL Ratings. CRISIL Ratings does not guarantee the completeness or accuracy of the information on which the rating is based. A rating by CRISIL Ratings is not a recommendation to buy, sell, or hold the rated instrument; it does not comment on the market price or suitability for a particular investor. The Rating is not a recommendation to invest / disinvest in any entity covered in the Material and no part of the Material should be construed as an expert advice or investment advice or any form of investment banking within the meaning of any law or regulation. CRISIL Ratings especially states that it has no liability whatsoever to the subscribers / users / transmitters/ distributors of the Material. Without limiting the generality of the foregoing, nothing in the Material is to be construed as CRISIL Ratings providing or intending to provide any services in jurisdictions where CRISIL Ratings does not have the necessary permission and/or registration to carry out its business activities in this regard. Muthoot Fincorp Limited will be responsible for ensuring compliances and consequences of non-compliances for use of the Material or part thereof outside India. Current rating status and CRISIL Ratings' rating criteria are available without charge to the public on the website, [www.crisil.com](http://www.crisil.com). For the latest rating information on any instrument of any company rated by CRISIL Ratings, please contact Customer Service Helpdesk at 1800-267-1301.

Yours faithfully,



Authorized Signatory

Name: Ajit Velonie

Designation: Senior Director, Financial Sector & Structured Finance Ratings

Date: August 04, 2023

**TRIPLICATE**

AV/FSR/MFL/2023-24/001

Date: August 04, 2023

**Muthoot Fincorp Limited**Muthoot Centre,  
TC No 27/3022 Punnen Road,  
Trivandrum - 695001  
Tel: 471 2331427

Dear Sir,

**Sub: Proposed public offering of secured redeemable non-convertible debenture of face value of Rs.1,000 each ("NCDs") for an amount aggregating to Rs. 1,100 crore (Indian Rupees One Thousand and One Hundred Crores only) (the "Issue") of Muthoot Fincorp Limited ("Company")**

We, CRISIL Ratings Limited, do hereby consent to our name being inserted as a Credit Rating Agency to the Issue and to the disclosure of the credit rating, rating letter dated July 31, 2023 and its contents or any extract thereof (subject to the terms of the Rating Agreement dated July 21, 2023, March 08, 2023, October 28, 2022 and June 08, 2022) (collectively, "**Material**"), issued by us, in connection with the Issue in India, in the Draft Shelf Prospectus to be filed with the Bombay Stock Exchange Limited ("**BSE**") (collectively "**Stock Exchanges**"), the Securities and Exchange Board of India ("SEBI") and the Shelf Prospectus and relevant Tranche Prospectus(es) to be filed with the Stock Exchange, SEBI and Registrar of Companies, Kerala and Lakshadweep ("**RoC**") (collectively, the "**Offer Documents**"). We hereby accord our no objection to you to deliver this letter of consent to the Stock Exchanges and the RoC, in respect of the Issue. The term "User" under the Rating Agreement shall include any user who shall have access to this consent and / or the Material under the Offer Documents.

The following details with respect to us may be disclosed:

Name: **CRISIL Ratings Limited (A subsidiary of CRISIL Limited)**Address: CRISIL House, Central Avenue, Hiranandani Business Park,  
Powai, Mumbai- 400 076

Tel: 91-22-3342 3000 (B)

Fax: 91-22-3342 3050

Email: [crisilratingdesk@crisil.com](mailto:crisilratingdesk@crisil.com)

Contact Person: Ajit Velonie

SEBI Registration Number: IN/CRA/001/1999

We confirm that we are registered with the SEBI as a Credit Rating Agency in India and that such registration is valid as on date of this letter.

We also agree to keep strictly confidential, (i) the nature and scope of the Issue; and (ii) our knowledge of the of the Issue by the Company; until such time that (A) such disclosure by us is approved by the Company; or (B) such disclosure is required by a governmental, regulatory or judicial authority or by law or regulation; or (C) such information is already in the public domain or comes into the public domain through no fault of ours; or (D) the Issue is publicly announced by the Company.

You acknowledge and agree that CRISIL Ratings' consent is subject to the following:

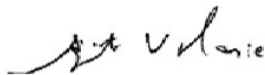
- Your reproducing the Material on an 'as is where is basis' clearly mentioning the source and date of release.
- Your ensuring that there is no misrepresentation/modification to our views/opinions and that the Material is not mentioned out of context or in a misleading manner.
- Your ensuring that the Disclaimer of CRISIL Ratings (given below) is also reproduced along with the Material, at the relevant place in the Offer Documents.
- You shall incorporate the latest and then current Material in the Offer Documents at the relevant time of use.

You agree and undertake to (i) comply with all applicable laws and regulations in relation to the Issue and Offer Documents (ii) not to misrepresent, make any changes to, obliterate or tamper with the Material or present any part thereof out of context or in violation of applicable laws and regulations, if any. Further, you acknowledge and agree that CRISIL Ratings does not accept responsibility for the Offer Documents or any part thereof.

**Given below is the disclaimer to be used in the Offer Documents.**

CRISIL Ratings Limited (CRISIL Ratings) has taken due care and caution in preparing the Material based on the information provided by its client and / or obtained by CRISIL Ratings from sources which it considers reliable (Information). A rating by CRISIL Ratings reflects its current opinion on the likelihood of timely payment of the obligations under the rated instrument and does not constitute an audit of the rated entity by CRISIL Ratings. CRISIL Ratings does not guarantee the completeness or accuracy of the information on which the rating is based. A rating by CRISIL Ratings is not a recommendation to buy, sell, or hold the rated instrument; it does not comment on the market price or suitability for a particular investor. The Rating is not a recommendation to invest / disinvest in any entity covered in the Material and no part of the Material should be construed as an expert advice or investment advice or any form of investment banking within the meaning of any law or regulation. CRISIL Ratings especially states that it has no liability whatsoever to the subscribers / users / transmitters/ distributors of the Material. Without limiting the generality of the foregoing, nothing in the Material is to be construed as CRISIL Ratings providing or intending to provide any services in jurisdictions where CRISIL Ratings does not have the necessary permission and/or registration to carry out its business activities in this regard. Muthoot Fincorp Limited will be responsible for ensuring compliances and consequences of non-compliances for use of the Material or part thereof outside India. Current rating status and CRISIL Ratings' rating criteria are available without charge to the public on the website, [www.crisil.com](http://www.crisil.com). For the latest rating information on any instrument of any company rated by CRISIL Ratings, please contact Customer Service Helpdesk at 1800-267-1301.

Yours faithfully,



Authorized Signatory

Name: Ajit Velonie

Designation: Senior Director, Financial Sector & Structured Finance Ratings

Date: August 04, 2023

CONFIDENTIAL

**CRISIL**  
Ratings

RL/MUFILT/332106/NCD/0324/81183/104421423  
March 07, 2024



**Mr. R. Nadasabapathy**  
Vice President & Head Treasury  
**Muthoot Fincorp Limited**  
Muthoot Centre, Punnen Road  
Thiruvananthapuram - 695034  
9447362222

Dear Mr. R. Nadasabapathy,

**Re: CRISIL rating on the Non Convertible Debentures Aggregating\* Rs.1100 Crore of Muthoot Fincorp Limited.**

All ratings assigned by CRISIL Ratings are kept under continuous surveillance and review.

Please refer to our rating letter dated December 22, 2023 bearing Ref. no: RL/MUFILT/332106/NCD/1223/75482/104421423

Rating outstanding on the captioned debt instruments is "CRISIL AA-/Stable" (pronounced as "CRISIL double A minus rating" with Stable outlook). Securities with this rating are considered to have high degree of safety regarding timely servicing of financial obligations. Such securities carry very low credit risk..

In the event of your company not making the issue within a period of 180 days from the above date, or in the event of any change in the size or structure of your proposed issue, a fresh letter of revalidation from CRISIL Ratings will be necessary.

As per our Rating Agreement, CRISIL Ratings would disseminate the rating along with outlook through its publications and other media, and keep the rating along with outlook under surveillance for the life of the instrument. CRISIL Ratings reserves the right to withdraw, or revise the rating / outlook assigned to the captioned instrument at any time, on the basis of new information, or unavailability of information, or other circumstances which CRISIL Ratings believes may have an impact on the rating. Please visit [www.crisilratings.com](http://www.crisilratings.com) and search with the name of the rated entity to access the latest ratings/s.

As per the latest SEBI circular (reference number: CIR/IMD/DF/17/2013; dated October 22, 2013) on centralized database for corporate bonds/debentures, you are required to provide international securities identification number (ISIN; along with the reference number and the date of the rating letter) of all bond/debenture issuances made against this rating letter to us. The circular also requires you to share this information with us within 2 days after the allotment of the ISIN. We request you to mail us all the necessary and relevant information at [debtissue@crisil.com](mailto:debtissue@crisil.com). This will enable CRISIL Ratings to verify and confirm to the depositories, including NSDL and CDSL, the ISIN details of debt rated by us, as required by SEBI. Feel free to contact us for any clarifications you may have at [debtissue@crisil.com](mailto:debtissue@crisil.com)

Should you require any clarifications, please feel free to contact us.

With warm regards,

Yours sincerely,

Prashant Pratap Mane  
Associate Director - CRISIL Ratings

Nivedita Shibu  
Associate Director - CRISIL Ratings



*\*Rs. 366.71 Crores unutilized*

**Disclaimer:** A rating by CRISIL Ratings reflects CRISIL Ratings' current opinion on the likelihood of timely payment of the obligations under the rated instrument, and does not constitute an audit of the rated entity by CRISIL Ratings. Our ratings are based on information provided by the issuer or obtained by CRISIL Ratings from sources it considers reliable. CRISIL Ratings does not guarantee the completeness or accuracy of the information on which the rating is based. A rating by CRISIL Ratings is not a recommendation to buy / sell or hold the rated instrument; it does not comment on the market price or suitability for a particular investor. CRISIL Ratings has a practice of keeping all its ratings under surveillance and ratings are revised as and when circumstances so warrant. CRISIL Ratings is not responsible for any errors and especially states that it has no financial liability whatsoever to the subscribers / users / transmitters / distributors of its ratings. CRISIL Ratings' criteria are available without charge to the public on the web site, [www.crisilratings.com](http://www.crisilratings.com). CRISIL Ratings or its associates may have other commercial transactions with the company/entity. For the latest rating information on any instrument of any company rated by CRISIL Ratings, please visit [www.crisilratings.com](http://www.crisilratings.com) or contact Customer Service Helpdesk at [CRISILratingdesk@crisil.com](mailto:CRISILratingdesk@crisil.com) or at 1800-267-1301

**CRISIL Ratings Limited**

A subsidiary of CRISIL Limited, an S&P Global Company  
Corporate Identity Number: U67100MH2019PLC326247





## Rating Rationale

July 29, 2023 | Mumbai

### Muthoot Fincorp Limited

'CRISIL AA-/Stable' assigned to Non Convertible Debentures and Subordinated Debt; Rated amount enhanced for Bank Debt

#### Rating Action

Total Bank Loan Facilities Rated	Rs.14500 Crore (Enhanced from Rs.13930 Crore)
Long Term Rating	CRISIL AA-/Stable (Reaffirmed)
Rs.250 Crore Non Convertible Debentures	CRISIL AA-/Stable (Assigned)
Rs.556.26 Crore Non Convertible Debentures <sup>^</sup>	CRISIL AA-/Stable (Assigned)
Rs.100 Crore Subordinated Debt	CRISIL AA-/Stable (Assigned)
Rs.543.74 Crore Non Convertible Debentures <sup>^</sup>	CRISIL AA-/Stable (Reaffirmed)
Rs.120 Crore Perpetual Bonds	CRISIL A/Stable (Reaffirmed)
Rs.90.78 Crore (Reduced from Rs.100 Crore) Non Convertible Debentures	CRISIL AA-/Stable (Reaffirmed)
Rs.200 Crore Long Term Principal Protected Market Linked Debentures	CRISIL PPMLD AA-/Stable (Reaffirmed)
Rs.400 Crore Non Convertible Debentures	CRISIL AA-/Stable (Withdrawn)
Rs.500 Crore Commercial Paper	CRISIL A1+ (Reaffirmed)
Non Convertible Debentures Aggregating Rs.2661.22 Crore	CRISIL AA-/Stable (Reaffirmed)
Perpetual Bonds Aggregating Rs.404 Crore	CRISIL A/Stable (Reaffirmed)
Subordinated Debt Aggregating Rs.450 Crore	CRISIL AA-/Stable (Reaffirmed)

<sup>^</sup>Unutilised

Note: None of the Directors on CRISIL Ratings Limited's Board are members of rating committee and thus do not participate in discussion or assignment of any ratings.

The Board of Directors also does not discuss any ratings at its meetings.

1 crore = 10 million

Refer to Annexure for Details of Instruments & Bank Facilities

#### Detailed Rationale

CRISIL Ratings has assigned its '**CRISIL AA-/Stable**' rating to Rs 100 crore of Subordinated debt, Rs 806.26 crore of Non-convertible Debenture of Muthoot Fincorp Limited (MFL; flagship company of Muthoot Pappachan group [MPG]). The rating on other debt instruments and bank facilities has been reaffirmed at 'CRISIL AA-/CRISIL PPMLD AA-/CRISIL A/Stable/CRISIL A1+'.

CRISIL Ratings has **withdrawn** its rating on Non Convertible Debentures of Rs 326.3 crore (See Annexure 'Details of rating withdrawn' for details) in line with its withdrawal policy. CRISIL Ratings has received independent confirmation that these instruments are fully redeemed.

The rating continues to reflect MFL's healthy performance and strong market position in the core gold loan portfolio, as indicated by steady growth in assets under management (AUM), sound asset quality.

Gold loan portfolio accounts for around 57% of the group's overall AUM as on March 31, 2023 and stood at Rs 17,942 crore (including co-lending of Rs 1153 crore). The non-gold loan portfolio accounted for around 43% of the total MPG portfolio as on March 31, 2023. Out of this, the microfinance business accounted for Rs 9,180 crore AUM as on March 31, 2023, while the AUM of vehicle and housing finance stood at Rs 2,102 crore and Rs 1,520 crore, respectively. The non-gold portfolio has faced increased asset quality challenges especially in the aftermath of the second wave of pandemic. The management remains cautious with continued focus on increasing collection efficiency. Also, they have made higher provisions buffers which are sufficient to cover any further asset quality challenges.

The capital position was supported by the capital infusion at both standalone level and in the microfinance subsidiary. Consequently, the networth at the consolidated level increased to Rs 4904 crore in fiscal 2023 as compared to Rs 3,595 crore in fiscal 2021. Moreover, net gearing (adjusted for cash and real estate assets) at the standalone level improved to 4.2 times in fiscal 2023 as compared to 4.8 times in fiscal 2022 and at consolidated level improved to 5.8 times in fiscal 2023 as compared to 6.0 times in fiscal 2022.

The ratings are further supported by promoters' extensive experience in the loan-against-gold jewellery business, its established market position in the gold business and diversified product profile of MPG. These strengths are partially offset by geographical concentration in portfolio and potential challenges associated with non-gold loan segments.

### **Analytical Approach**

For arriving at the ratings, CRISIL Ratings has combined the business and financial risk profiles of MFL (engaged in businesses of financing against gold jewellery, financing micro and small and medium enterprises [MSMEs]), Muthoot Microfin Limited (MML; microfinance), Muthoot Capital Services Limited (MCSL; two-wheeler finance and MSME loans), and Muthoot Housing Finance Company Limited (MHFCL; housing finance). This is because all the companies, collectively referred to as the MPG, have significant financial, managerial and operational linkages. MML and MHFCL are subsidiaries of MFL while the promoters hold a 62.5% stake in MCSL. Furthermore, MFL has exposure to real estate assets which stood at Rs 451 crore (1.9% of total assets as of March 31, 2023). CRISIL Ratings notionally allocates a part of networth towards such asset acquisition so as to simulate a funding model for these assets, with low gearing (debt:equity) of 0.5 time.

*Please refer Annexure - List of entities consolidated, which captures the list of entities considered and their analytical treatment of consolidation*

### **Key Rating Drivers & Detailed Description**

#### **Strengths:**

#### **Established market position in gold financing, supported by extensive experience of the promoters**

MFL has established market position in the gold financing. The promoters have spent over seven decades in the business of lending against gold jewellery. Over the years, the group has established a strong reputation and brand in South India and has an appropriate assessment and underwriting methodology. MFL's gold loan business grew at steady rate of 22% compound annual growth rate (CAGR) over fiscals 2018 to 2020 and 21% in fiscal 2021 despite increase in competition from banks and having a regulatory loan-to-value (LTV) disadvantage during last fiscal. However, in fiscal 2022, higher volatility in gold prices between January and April 2021 followed by localised lockdown impose by states to curb the impact of the second wave of covid-19 impacted the branch operations and disbursements during first half of current fiscal. This coupled with higher auctions in Q3 of fiscal 2022, MFL's gold loan AUM stood at Rs 18,125 crore as of March 2022 as compared to Rs 18,701 crore as of March 2021. In fiscal 2023, MFL's gold loans AUM stood at Rs 17,942 crore. The total gold holding stood at around 48.09 tonnes on of March 31, 2023 (51 tonnes as on March 31, 2020) owing to decline in the gold loan portfolio. During fiscal 2023, the company disbursed 40,065 crore as compared to Rs 35,154 crore in fiscal 2022. The AUM per branch stood at Rs 5.2 crore as on March 31, 2023, as compared to Rs ~3.6 crore in fiscal 2019.

#### **Diversified product profile of the MPG group**

MPG has diversified its product profile over the past few years. Currently, the group operates in five major segments: loan against gold jewellery, two-wheeler finance, microfinance, housing finance and small business loans. Overall managed AUM of MPG is around Rs 31,587 crore as on March 31, 2023 (Rs 28,308 crore as on March 31, 2022). The proportion of gold loans has remained high at 57% in March 2023 compared to 64% in March 2022. The microfinance portfolio is the second largest with around 29% of overall portfolio of the group as on March 31, 2023. CRISIL Ratings believes that the gold loans will continue to hold the largest share in the consolidated AUM over the medium term.

#### **Improvement in capitalisation with the recent infusion**

MFL's networth, at standalone level, stood at Rs 4,050 crore (including CCCPS) as on March 31, 2023 as against Rs 3,602 crore as on March 31, 2022. Capitalisation is further supported by low asset-side risks (security of gold jewellery, which is liquid and in the lender's possession). On a consolidated level, networth stood at Rs 4,904 crore (including CCCPS) as on March 31, 2023, against Rs 4,271 crore as on March 31, 2022 which was bolstered by \$50 million in MML by a PE investor Greater Pacific Capital in fiscal 2022 and \$10 million in September 2022. Moreover, net gearing (adjusted for cash and real estate assets) at the standalone level improved to 4.2 times in fiscal 2023 as compared to 4.8 times in fiscal 2022 and at consolidated level improved to 5.8 times in fiscal 2023 as compared to 6.0 times in fiscal 2022.

Furthermore, MFL's exposure to real estate assets has reduced to Rs 451 crore in March 2023 (1.9% of total assets) as compared to Rs 540 crore (2.2% of total assets) as on March 31, 2022 down from Rs 876 crore as on March 31, 2017 (6.5% of total assets). The management is expected to maintain gearing at current level over the medium term. Any material increase in gearing beyond current thresholds will be a key rating sensitivity factor.

#### **Healthy asset quality in the gold loan segment to support overall group asset quality**

The gross NPAs for MFL stood at 2.11% as on March 31, 2023 against 2.88% as on March 31, 2022. Further there is a negligible impact of the Reserve Bank of India (RBI) clarification released in November 2021 on the NPAs as gold loans are demand loans where the interest and principal amount are due for payment at the end of tenor. However, CRISIL Ratings notes that due to asset quality issues and the pandemic, the company, incrementally, has reduced its exposure to the SME segment and has started focusing primarily on gold loan products. The proportion of SME loans has reduced further to around 4% of the overall group's AUM as on March 31, 2023, from 8% as on March 31, 2018. Additionally, company is doing regular auctions of gold loans which would help in reducing GNPA below 1% in gold loans. In the gold loan segment, MFL has maintained healthy asset quality over the years, backed by strong collection efficiency. Asset quality, as better measured by credit costs, has also been under control within 0.5% during this period for gold loans. In fiscal 2023, credit cost stood at 0.3%. Post second wave of covid, company has been doing regular auctions since June 2021. Furthermore, company is focusing on short tenure (6-month) gold loan product compared to average 9-month product in the previous fiscal. This should help MFL de-risk the portfolio from any sharp movements in gold prices in the near term.

#### **Improving earnings profile for gold loan business**

MFL's profitability, on standalone basis, has improved over the last 2-3 years on account of higher returns from the gold business during the pandemic, steady reduction in overall opex cost over the years and overall low credit costs. RoMA improved significantly to 1.7% in fiscal 2021 compared to just 1.2% and 1.0% in fiscal 2020 and 2018, respectively. In fiscal 2022, MFL reported slight reduction in RoMA to 1.5% owing to slight decline in NIMs and rise in operating cost associated with core banking migration and rise in employee benefit expense. In fiscal 2023, RoMA improved at 1.9%. If we adjust for non-interest bearing assets, profitability improves to 2.4% in fiscal 2023. MFL has maintained its focus on regular interest collection which may reduce

loss on interest income, if any, on auction of pledged jewellery. Furthermore, with the current trend in gold prices, the company is not expecting any issues with respect to interest losses.

On a consolidated level, RoMA improved to 2.0% in fiscal 2023 as compared to 0.7% in fiscal 2022. MFL's profitability is expected to support the consolidated profitability. Additionally, with the improvement in the earning profile of subsidiaries and MCSL, overall profitability is expected to improve further in fiscal 2024. As of March 2023, MML has total provisioning buffer of Rs 172 crore (1.9% of the total book). Given the higher provisioning buffer, company is well placed to cover any further asset quality challenges. Additionally, the removal of interest rate cap as per new RBI directives is expected to bolster the profitability of the company. Similarly, MCSL is carrying a huge provision buffer of Rs 393 crore (18.7% of the on book portfolio as of March 31, 2023), write backs are also expected in the current fiscal in addition to the improving profitability on account of expected growth. Therefore, profitability of MPG is expected to improve steadily over the medium term. However, the group's ability to manage earnings primarily within non-gold segments will be monitored.

#### **Weakness:**

##### **Geographical concentration in portfolio**

High geographical concentration persists, with South India accounting for around 60% of the gold loan portfolio as on March 31, 2023 (as compared to 70% as on March 31, 2019). This was achieved by increase in per branch business from branches other than southern branches, opening of new branches in North, East and South and closure or merger of non-viable branches in South India. At the MPG level, around 80% of AUM is concentrated in South Indian states. While the level of concentration has been declining, it is higher than that of its peers. Presently, the demand for gold loans has been high in the region. Therefore, the proportion of AUM from the South region may not decline further in the current fiscal.

##### **Potential challenges associated with non-gold loan segments**

The non-gold segments accounted for 43% of the overall portfolio as on March 31, 2023. While MPG has managed to grow these businesses and increase the segmental share over the last 2-3 years, potential challenges linked to seasoning of the loan book and asset quality remain. In fiscal 2023, microfinance portfolio and housing finance portfolio has registered a double-digit growth of 47% and 14% respectively and vehicle loan portfolio grew by only 2.2%.

However, asset quality in both microfinance and vehicle finance segments has witnessed deterioration. The 90+ dpd level for MML stood at 5.1% as on March 31, 2023 (6.8% as on March 31, 2022). The GNPA in case of MCSL stood at 20.55% as on March 31, 2023 as against 25.9% as on March 31, 2022. The 90+ dpd for MHFCL stood at 0.8% as on March 31, 2023 (3.9% as on March 31, 2022).

The microfinance and vehicle finance businesses are more prone to risks arising due to the pandemic. Nevertheless, post September 2020, CRISIL Ratings has observed substantial improvement in the collection efficiency within the vehicle finance segment. The microfinance segment has also witnessed improvement in its collections consistently during the last quarter of fiscal 2021. However, due to the second wave of Covid 19, collection efficiency dropped in the month of April 2021 and further in the month of May 2021. However, it has picked up from June 2021 onwards. CRISIL Ratings believes that the consolidated credit profile will be able to absorb asset quality risks in the microfinance, vehicle or housing finance businesses in the near term. Furthermore, the non-gold segments are recovering post the pandemic. Nevertheless, CRISIL Ratings will continue to closely monitor the delinquency trend and collection efficiencies in the non-gold loan segments in the near term. Additionally, sufficiency of capital buffers to withstand asset-side shocks remains a key rating sensitivity factor.

#### **Liquidity: Strong**

As per Asset Liability Management (ALM) statement of March 31, 2023, MFL, on standalone basis, has cumulative positive gaps in the upto 1 year bucket. As on June 30, 2023, MFL had liquidity of Rs 1,902 crore (Rs 1,179 crore of cash and equivalent and Rs 723 crore of CC/WCDL). Against this, they have total debt repayments (including operating expense) of Rs 1,535 crore in the next three months. The total debt repayments exclude CC / WCDL limits which are typically rolled over. CRISIL Ratings notes that MFL has been able to rollover the CC/WCDL limits in the past and also during the previous three months and expects to be able to rollover the balance limits falling due in coming months.

In terms of collections, the company had average collections of around Rs 3,997 crore on monthly basis during the Q4 2023. In terms of additional funding, In fiscal 2023, MFL has raised Rs 3155 crore in the form of terms and CP. While a larger proportion of borrowing has been sourced as funding lines from banks and financial institutions such as term loans (30.1%) and CC/WCDL (40.1%), the company's resource profile remained diversified across avenues, such as NCDs (19.0%) and subordinated debt (10.9%) as on March 31, 2023.

#### **Outlook: Stable**

CRISIL Ratings believes MFL's business profile will continue to be supported by its established market position in the gold loan segment.

#### **Rating Sensitivity Factors**

##### **Upward Factors**

- Improvement in capital position with reduction in adjusted gearing at MFL (standalone) resulting in similar reduction in adjusted gearing at MPG group
- Improvement in consolidated profitability with RoMA maintained at over 3% on steady state basis
- Improvement in asset quality of non-gold loan segment

##### **Downward Factors**

- Deterioration in asset quality with GNPA's increasing and remaining above 5%
- Adjusted gearing at the group level remaining over 8 times
- Deterioration in consolidated profitability with RoMA being less than 2%

#### **About the Company**

MFL, set up in 1997, is a non-deposit-taking, systemically-important NBFC, engaged in lending against gold jewellery. It is the flagship company of the MPG, which has diverse business interests such as hospitality, real estate and power generation. The

company also distributes mutual funds, and general and life insurance products, and operates in the money-transfer segment.

MFL (on standalone basis) had AUM of Rs 18,784 crore. MML had AUM of Rs 9,180 crore, MCSL has Rs 2,102 crore and Muthoot Housing has Rs 1,520 crore as on March 31, 2023.

#### Key Financial Indicators: Standalone

As on/ for the period ended March 31	Unit	2023	2022	2021	2020	2019
Total managed assets#	Rs crore	24,852	24,275	22,969	19,453	17,267
Total income	Rs crore	3,491	3,328	3,233	2,726	2,485
Profit after tax	Rs crore	460	346	370	219	155
Gross NPA	%	2.1	2.9	1.9	1.9	2.6
Net Gearing	Times	4.2	4.9	6.2	5.7	5.2
Return on managed assets#	%	1.9	1.5	1.7	1.2	1.0

as per Ind-AS reporting, \*annualised, net gearing is adjusted for off balance sheet assets and real estate exposure and cash #including off balance sheet assets and co-lending

#### Key Financial Indicators for MPG

As on/ for the period ended March 31	Unit	2023^	2022^	2021^	2020^
Total managed assets	Rs crore	37,753	33,748	30,973	28,130
Total assets under management	Rs crore	31,587	28,308	27,371	24,103
Total income	Rs crore	5,596	4,753	4,606	4,345
Profit after tax	Rs crore	725	241	449	318
Gross NPA	%	3.3	5.5	3.6	3.3
Net Gearing	Times	5.8	6.0	7.4	7.6
Return on managed assets\$	%	2.0	0.8	1.6	1.2

^as per Ind-AS reporting, net gearing is adjusted for off balance sheet assets and real estate exposure and cash \$including off balance sheet assets and adjustment for real estate exposure

**Any other information:** Not applicable

#### Note on complexity levels of the rated instrument:

CRISIL Ratings' complexity levels are assigned to various types of financial instruments and are included (where applicable) in the 'Annexure - Details of Instrument' in this Rating Rationale.

CRISIL Ratings will disclose complexity level for all securities - including those that are yet to be placed - based on available information. The complexity level for instruments may be updated, where required, in the rating rationale published subsequent to the issuance of the instrument when details on such features are available.

For more details on the CRISIL Ratings' complexity levels please visit [www.crisilratings.com](http://www.crisilratings.com). Users may also call the Customer Service Helpdesk with queries on specific instruments.

#### Annexure - Details of Instrument(s)

ISIN	Name of Instrument	Date of Allotment	Coupon Rate (%)	Maturity Date	Issue Size (Rs.Cr)	Complexity Level	Rating Assigned with Outlook
NA	Non Convertible Debentures#	NA	NA	NA	250	Simple	CRISIL AA-/Stable
NA	Non Convertible Debentures#	NA	NA	NA	556.26	Simple	CRISIL AA-/Stable
NA	Subordinated Debt#	NA	NA	NA	100	Complex	CRISIL AA-/Stable
NA	Subordinated Debt#	NA	NA	NA	50	Complex	CRISIL AA-/Stable
NA	Non Convertible Debentures#	NA	NA	NA	327.93	Simple	CRISIL AA-/Stable
INE549K08418	Perpetual Bonds	15-Mar-23	12.00%	Perpetual	50	Highly complex	CRISIL A/Stable
INE549K08400	Subordinated Debt	14-Feb-23	10.05%	14-Aug-28	50	Complex	CRISIL AA-/Stable
NA	Subordinated Debt#	NA	NA	NA	50	Complex	CRISIL AA-/Stable
INE549K08384	Subordinated Debt	05-Dec-22	9.90%	05-May-28	50	Complex	CRISIL AA-/Stable
INE549K07BY2	Non Convertible Debentures	02-May-23	Zero Interest	02-May-30	14.75	Simple	CRISIL AA-/Stable
INE549K07BZ9	Non Convertible Debentures	02-May-23	Zero Interest	02-Nov-26	21.42	Simple	CRISIL AA-/Stable
INE549K07CA0	Non Convertible Debentures	02-May-23	Zero Interest	02-Aug-25	46.27	Simple	CRISIL AA-/Stable
INE549K07CB8	Non Convertible Debentures	02-May-23	9.15%	02-May-28	13.7	Simple	CRISIL AA-/Stable
INE549K07CC6	Non Convertible Debentures	02-May-23	9%	02-May-30	22.14	Simple	CRISIL AA-/Stable

INE549K07CD4	Non Convertible Debentures	02-May-23	8.80%	02-May-28	11	Simple	CRISIL AA-/Stable
INE549K07CE2	Non Convertible Debentures	02-May-23	8.65%	02-Nov-26	13.18	Simple	CRISIL AA-/Stable
INE549K07CF9	Non Convertible Debentures	02-May-23	8.40%	02-Aug-25	29.61	Simple	CRISIL AA-/Stable
NA	Non Convertible Debentures#	NA	NA	NA	116.84	Simple	CRISIL AA-/Stable
INE549K07BQ8	Non Convertible Debentures	01-Feb-23	zero coupon	01-Apr-26	69.47	Simple	CRISIL AA-/Stable
INE549K07BR6	Non Convertible Debentures	01-Feb-23	zero coupon	01-May-25	74.83	Simple	CRISIL AA-/Stable
INE549K07BS4	Non Convertible Debentures	01-Feb-23	8.70%	01-Feb-27	11.74	Simple	CRISIL AA-/Stable
INE549K07BT2	Non Convertible Debentures	01-Feb-23	8.25%	01-Apr-26	19.57	Simple	CRISIL AA-/Stable
INE549K07BU0	Non Convertible Debentures	01-Feb-23	8.50%	01-Feb-28	40.32	Simple	CRISIL AA-/Stable
INE549K07BV8	Non Convertible Debentures	01-Feb-23	8.10%	01-May-25	40.38	Simple	CRISIL AA-/Stable
INE549K07BW6	Non Convertible Debentures	01-Feb-23	8.80%	01-Feb-28	15.06	Simple	CRISIL AA-/Stable
INE549K07BX4	Non Convertible Debentures	01-Feb-23	8.40%	01-Feb-27	11.81	Simple	CRISIL AA-/Stable
INE549K08368	Subordinated Debt	20-Sep-22	10.04%	20-Sep-28	50	Complex	CRISIL AA-/Stable
INE549K08376	Perpetual Bonds	23-Sep-22	12.00%	Perpetual	25	Highly complex	CRISIL A/Stable
INE549K08145	Perpetual Bonds	02-Nov-17	12%	Perpetual	24	Highly complex	CRISIL A/Stable
INE549K08152	Perpetual Bonds	17-Oct-17	12%	Perpetual	48	Highly complex	CRISIL A/Stable
INE549K08160	Perpetual Bonds	26-Feb-18	12%	Perpetual	48	Highly complex	CRISIL A/Stable
NA	Perpetual Bonds#	NA	NA	NA	25	Highly complex	CRISIL A/Stable
INE549K08392	Subordinated Debt	05-12-2022	10.05%	15-Jun-28	50	Complex	CRISIL AA-/Stable
INE549K08327	Subordinated Debt	04-Mar-22	10.26%	31-Dec-27	50	Complex	CRISIL AA-/Stable
NA	Non Convertible Debentures#	NA	NA	NA	100	Simple	CRISIL AA-/Stable
INE549K08343	Subordinated Debt	13-Jul-22	10.26%	13-Jul-28	50	Complex	CRISIL AA-/Stable
INE549K08350	Perpetual Bonds	12-Jul-22	12%	Perpetual	25	Highly Complex	CRISIL A/Stable
INE549K07BJ3	Non Convertible Debentures	06-Sep-22	Zero coupon	06-Sep-30	40.08	Simple	CRISIL AA-/Stable
INE549K07BK1	Non Convertible Debentures	06-Sep-22	Zero coupon	06-Sep-26	28.74	Simple	CRISIL AA-/Stable
INE549K07BL9	Non Convertible Debentures	06-Sep-22	Zero coupon	05-Nov-25	35.95	Simple	CRISIL AA-/Stable
INE549K07BM7	Non Convertible Debentures	06-Sep-22	Zero coupon	05-Dec-24	85.02	Simple	CRISIL AA-/Stable
INE549K07BN5	Non Convertible Debentures	06-Sep-22	8.35%	06-Sep-26	89.95	Simple	CRISIL AA-/Stable
INE549K07BO3	Non Convertible Debentures	06-Sep-22	8.25%	05-Nov-25	43.1	Simple	CRISIL AA-/Stable
INE549K07BP0	Non Convertible Debentures	06-Sep-22	8.00%	05-Dec-24	76	Simple	CRISIL AA-/Stable
INE549K07AZ1	Non Convertible Debentures	02-Feb-22	8.00%	02-May-24	66.35	Simple	CRISIL AA-/Stable
INE549K07BA2	Non Convertible Debentures	02-Feb-22	8.25%	03-Apr-25	39.15	Simple	CRISIL AA-/Stable
INE549K07BB0	Non Convertible Debentures	02-Feb-22	8.50%	02-Feb-27	28.03	Simple	CRISIL AA-/Stable
INE549K07BC8	Non Convertible Debentures	02-Feb-22	8.75%	02-Feb-28	19.57	Simple	CRISIL AA-/Stable
INE549K07BD6	Non Convertible Debentures	02-Feb-22	9.00%	02-Feb-30	56.39	Simple	CRISIL AA-/Stable
INE549K07BE4	Non Convertible Debentures	02-Feb-22	Zero coupon	02-May-24	98.25	Simple	CRISIL AA-/Stable

INE549K07BF1	Non Convertible Debentures	02-Feb-22	Zero coupon	03-Apr-25	30.39	Simple	CRISIL AA-/Stable
INE549K07BG9	Non Convertible Debentures	02-Feb-22	Zero coupon	02-Feb-27	12.71	Simple	CRISIL AA-/Stable
INE549K07BH7	Non Convertible Debentures	02-Feb-22	Zero coupon	02-Feb-28	8.26	Simple	CRISIL AA-/Stable
INE549K07BI5	Non Convertible Debentures	02-Feb-22	Zero coupon	02-Feb-30	40.9	Simple	CRISIL AA-/Stable
INE549K08319	Perpetual Bonds	20-Dec-21	12.00%	Perpetual	25	Highly complex	CRISIL A/Stable
NA	Non Convertible Debentures#	NA	NA	NA	1.16	Simple	CRISIL AA-/Stable
INE549K07AY4	Long Term Principal Protected Market Linked Debentures	15-Dec-21	GSEC LINKED	15-Sep-23	200	Highly complex	CRISIL PPMLD AA-/Stable
INE549K08335	Subordinated Debt	17-Mar-22	10.26%	30-Dec-27	50	Complex	CRISIL AA-/Stable
INE549K07AS6	Non Convertible Debentures	29-Oct-21	8.25%	28-Jan-24	52.48	Simple	CRISIL AA-/Stable
INE549K07AT4	Non Convertible Debentures	29-Oct-21	8.50%	28-Dec-24	39.4	Simple	CRISIL AA-/Stable
INE549K07AU2	Non Convertible Debentures	29-Oct-21	8.80%	29-Oct-26	34.71	Simple	CRISIL AA-/Stable
INE549K07AV0	Non Convertible Debentures	29-Oct-21	Zero coupon	28-Jan-24	73.46	Simple	CRISIL AA-/Stable
INE549K07AW8	Non Convertible Debentures	29-Oct-21	Zero coupon	28-Dec-24	30.36	Simple	CRISIL AA-/Stable
INE549K07AX6	Non Convertible Debentures	29-Oct-21	Zero coupon	29-Oct-26	19.17	Simple	CRISIL AA-/Stable
INE549K08285	Non Convertible Debentures	29-Oct-21	9.50%	29-Oct-27	32.27	Simple	CRISIL AA-/Stable
INE549K08293	Non Convertible Debentures	29-Oct-21	9.80%	29-Jan-29	57.48	Simple	CRISIL AA-/Stable
INE549K08301	Non Convertible Debentures	29-Oct-21	Zero coupon	29-Jan-29	60.67	Simple	CRISIL AA-/Stable
INE549K07AH9	Non Convertible Debentures	07-May-21	8.25%	05-Aug-23	39.16	Simple	CRISIL AA-/Stable
INE549K07AI7	Non Convertible Debentures	07-May-21	8.50%	06-Jul-24	24.83	Simple	CRISIL AA-/Stable
INE549K07AJ5	Non Convertible Debentures	07-May-21	8.75%	07-May-26	21.22	Simple	CRISIL AA-/Stable
INE549K07AM9	Non Convertible Debentures	07-May-21	Zero coupon	05-Aug-23	59.12	Simple	CRISIL AA-/Stable
INE549K07AN7	Non Convertible Debentures	07-May-21	Zero coupon	06-Jul-24	18.48	Simple	CRISIL AA-/Stable
INE549K07AO5	Non Convertible Debentures	07-May-21	Zero coupon	07-May-26	13.06	Simple	CRISIL AA-/Stable
INE549K08236	Non Convertible Debentures	07-May-21	10%	07-May-27	20.18	Simple	CRISIL AA-/Stable
INE549K08244	Non Convertible Debentures	07-May-21	10%	07-Aug-28	30.23	Simple	CRISIL AA-/Stable
INE549K08251	Non Convertible Debentures	07-May-21	Zero coupon	07-Aug-28	38.85	Simple	CRISIL AA-/Stable
INE549K07AA4	Non Convertible Debentures	15-Mar-21	9%	13-May-24	25.61	Simple	CRISIL AA-/Stable
INE549K07AB2	Non Convertible Debentures	15-Mar-21	9%	15-Mar-26	22.43	Simple	CRISIL AA-/Stable
INE549K07AD8	Non Convertible Debentures	15-Mar-21	Zero coupon	13-May-24	25.23	Simple	CRISIL AA-/Stable
INE549K07AE6	Non Convertible Debentures	15-Mar-21	Zero coupon	15-Mar-26	11.74	Simple	CRISIL AA-/Stable
INE549K08202	Non Convertible Debentures	15-Mar-21	9%	15-Mar-27	26.89	Simple	CRISIL AA-/Stable
INE549K08210	Non Convertible Debentures	15-Mar-21	9%	15-Mar-27	7.65	Simple	CRISIL AA-/Stable
INE549K08228	Non Convertible Debentures	15-Mar-21	Zero coupon	15-Mar-27	24.62	Simple	CRISIL AA-/Stable
INE549K07931	Non Convertible Debentures	29-Jan-21	8.50%	29-Mar-24	37.41	Simple	CRISIL AA-/Stable
INE549K07949	Non Convertible Debentures	29-Jan-21	8.75%	29-Jan-26	29.12	Simple	CRISIL AA-/Stable

INE549K07964	Non Convertible Debentures	29-Jan-21	Zero coupon	29-Mar-24	35.95	Simple	CRISIL AA-/Stable
INE549K07972	Non Convertible Debentures	29-Jan-21	Zero coupon	29-Jan-26	22.84	Simple	CRISIL AA-/Stable
INE549K08178	Non Convertible Debentures	29-Jan-21	9%	29-Jan-27	32.02	Simple	CRISIL AA-/Stable
INE549K08186	Non Convertible Debentures	29-Jan-21	9.40%	29-Jan-27	11.78	Simple	CRISIL AA-/Stable
INE549K08194	Non Convertible Debentures	29-Jan-21	Zero coupon	29-Jan-27	41.87	Simple	CRISIL AA-/Stable
INE549K07816	Non Convertible Debentures	29-Oct-20	9%	28-Dec-23	54.45	Simple	CRISIL AA-/Stable
INE549K07824	Non Convertible Debentures	29-Oct-20	9.15%	29-Oct-25	47.85	Simple	CRISIL AA-/Stable
INE549K07840	Non Convertible Debentures	29-Oct-20	9.45%	28-Dec-23	20.3	Simple	CRISIL AA-/Stable
INE549K07857	Non Convertible Debentures	29-Oct-20	9.60%	29-Oct-25	19.01	Simple	CRISIL AA-/Stable
INE549K07873	Non Convertible Debentures	29-Oct-20	Zero coupon	28-Dec-23	60.25	Simple	CRISIL AA-/Stable
INE549K07881	Non Convertible Debentures	29-Oct-20	Zero coupon	29-Oct-25	49.43	Simple	CRISIL AA-/Stable
INE549K07675	Non Convertible Debentures	17-Jul-20	9.15%	16-Sep-23	10.62	Simple	CRISIL AA-/Stable
INE549K07683	Non Convertible Debentures	17-Jul-20	9.25%	17-Jul-25	13.96	Simple	CRISIL AA-/Stable
INE549K07709	Non Convertible Debentures	17-Jul-20	9.65%	16-Sep-23	6.93	Simple	CRISIL AA-/Stable
INE549K07717	Non Convertible Debentures	17-Jul-20	9.75%	17-Jul-25	5.81	Simple	CRISIL AA-/Stable
INE549K07733	Non Convertible Debentures	17-Jul-20	Zero coupon	16-Sep-23	17.92	Simple	CRISIL AA-/Stable
INE549K07741	Non Convertible Debentures	17-Jul-20	Zero coupon	17-Jul-25	28.07	Simple	CRISIL AA-/Stable
INE549K07543	Non Convertible Debentures	07-Feb-20	10%	07-Feb-25	26.32	Simple	CRISIL AA-/Stable
INE549K07576	Non Convertible Debentures	07-Feb-20	10%	07-Feb-25	8.91	Simple	CRISIL AA-/Stable
INE549K07618	Non Convertible Debentures	07-Feb-20	Zero coupon	07-Feb-25	55.6	Simple	CRISIL AA-/Stable
NA	Non Convertible Debentures#	NA	NA	NA	50	Simple	CRISIL AA-/Stable
INE549K08277	Perpetual Bonds	18-Aug-21	12%	Perpetual	60	Highly complex	CRISIL A/Stable
INE549K08269	Perpetual Bonds	28-Jun-21	12%	Perpetual	50	Highly complex	CRISIL A/Stable
INE549K08046	Perpetual Bonds	10-Aug-09	12.00%	Perpetual	26	Highly complex	CRISIL A/Stable
INE549K08053	Perpetual Bonds	21-Dec-09	12.00%	Perpetual	54	Highly complex	CRISIL A/Stable
INE549K08061	Perpetual Bonds	30-Nov-08	12.00%	Perpetual	50	Highly complex	CRISIL A/Stable
INE549K08079	Perpetual Bonds	30-Sep-10	12.00%	Perpetual	14	Highly complex	CRISIL A/Stable
NA	Commercial Paper	NA	NA	7-365 Days	500	Simple	CRISIL A1+
NA	Cash Credit & Working Capital Demand Loan	NA	NA	31-Jul-23	450	NA	CRISIL AA-/Stable
NA	Term Loan	NA	NA	02-Mar-26	558.55	NA	CRISIL AA-/Stable
NA	Working Capital Term Loan	NA	NA	30-Mar-26	286	NA	CRISIL AA-/Stable
NA	Cash Credit & Working Capital Demand Loan	NA	NA	21-Jun-24	1400	NA	CRISIL AA-/Stable
NA	Term Loan	NA	NA	13-Jan-25	117.88	NA	CRISIL AA-/Stable
NA	Proposed Long Term Bank Loan Facility	NA	NA	NA	957.85	NA	CRISIL AA-/Stable
NA	Cash Credit	NA	NA	19-Sep-23	10	NA	CRISIL AA-/Stable

NA	Cash Credit & Working Capital Demand Loan	NA	NA	27-Oct-23	200	NA	CRISIL AA-/Stable
NA	Term Loan	NA	NA	29-Mar-25	49.73	NA	CRISIL AA-/Stable
NA	Term Loan	NA	NA	31-May-24	28.58	NA	CRISIL AA-/Stable
NA	Cash Credit & Working Capital Demand Loan	NA	NA	19-Oct-23	30	NA	CRISIL AA-/Stable
NA	Term Loan	NA	NA	21-Jan-28	500	NA	CRISIL AA-/Stable
NA	Cash Credit & Working Capital Demand Loan	NA	NA	15-Sep-23	62.5	NA	CRISIL AA-/Stable
NA	Working Capital Term Loan	NA	NA	25-Dec-23	30	NA	CRISIL AA-/Stable
NA	Cash Credit & Working Capital Demand Loan	NA	NA	13-Apr-24	125	NA	CRISIL AA-/Stable
NA	Cash Credit & Working Capital Demand Loan	NA	NA	31-Dec-23	50	NA	CRISIL AA-/Stable
NA	Term Loan	NA	NA	31-Mar-25	314.56	NA	CRISIL AA-/Stable
NA	Cash Credit & Working Capital Demand Loan	NA	NA	23-Aug-23	450	NA	CRISIL AA-/Stable
NA	Term Loan	NA	NA	31-Dec-24	347.27	NA	CRISIL AA-/Stable
NA	Cash Credit & Working Capital Demand Loan	NA	NA	12-Nov-23	50	NA	CRISIL AA-/Stable
NA	Cash Credit & Working Capital Demand Loan	NA	NA	27-Apr-24	300	NA	CRISIL AA-/Stable
NA	Cash Credit & Working Capital Demand Loan	NA	NA	23-Mar-24	350	NA	CRISIL AA-/Stable
NA	Cash Credit & Working Capital Demand Loan	NA	NA	21-Jan-24	1400	NA	CRISIL AA-/Stable
NA	Working Capital Term Loan	NA	NA	30-Nov-24	265	NA	CRISIL AA-/Stable
NA	Term Loan	NA	NA	29-Sep-25	90	NA	CRISIL AA-/Stable
NA	Cash Credit & Working Capital Demand Loan	NA	NA	21-Dec-23	225	NA	CRISIL AA-/Stable
NA	Term Loan	NA	NA	30-Jun-25	338.63	NA	CRISIL AA-/Stable
NA	Cash Credit & Working Capital Demand Loan	NA	NA	31-Dec-23	50	NA	CRISIL AA-/Stable
NA	Term Loan	NA	NA	31-Jul-23	30	NA	CRISIL AA-/Stable
NA	Cash Credit & Working Capital Demand Loan	NA	NA	28-Feb-24	1450	NA	CRISIL AA-/Stable
NA	Cash Credit & Working Capital Demand Loan	NA	NA	09-Jul-24	550	NA	CRISIL AA-/Stable
NA	Cash Credit & Working Capital Demand Loan	NA	NA	18-Jan-24	225	NA	CRISIL AA-/Stable
NA	Working Capital Term Loan	NA	NA	31-Dec-25	250	NA	CRISIL AA-/Stable
NA	Cash Credit & Working Capital Demand Loan	NA	NA	30-Sep-23	65	NA	CRISIL AA-/Stable
NA	Term Loan	NA	NA	25-Feb-26	236.36	NA	CRISIL AA-/Stable



NA	Term Loan	NA	NA	31-Mar-24	42.88	NA	CRISIL AA-/Stable
NA	Working Capital Term Loan	NA	NA	31-Aug-26	504.21	NA	CRISIL AA-/Stable
NA	Cash Credit & Working Capital Demand Loan	NA	NA	20-Jun-24	150	NA	CRISIL AA-/Stable
NA	Cash Credit & Working Capital Demand Loan	NA	NA	01-Jun-24	150	NA	CRISIL AA-/Stable
NA	Cash Credit & Working Capital Demand Loan	NA	NA	22-Nov-23	200	NA	CRISIL AA-/Stable
NA	Working Capital Demand Loan	NA	NA	22-Nov-23	150	NA	CRISIL AA-/Stable
NA	Term Loan	NA	NA	13-Jan-25	170	NA	CRISIL AA-/Stable
NA	Cash Credit & Working Capital Demand Loan	NA	NA	02-Oct-23	200	NA	CRISIL AA-/Stable
NA	Term Loan	NA	NA	21-Jun-27	550	NA	CRISIL AA-/Stable
NA	Term Loan	NA	NA	05-Jun-27	150	NA	CRISIL AA-/Stable
NA	Non-Fund Based Limit^	NA	NA	31-Jul-23	40	NA	CRISIL AA-/Stable
NA	Term Loan	NA	NA	31-Mar-26	300	NA	CRISIL AA-/Stable
NA	Non-Fund Based Limit&	NA	NA	21-Jan-24	50	NA	CRISIL AA-/Stable

#Yet to be issued

&amp;CEL for hedging forex liability

^Derivative limit

**Annexure - Details of Rating Withdrawn**

ISIN	Name of Instrument	Date of Allotment	Coupon Rate (%)	Maturity Date	Issue Size (Rs.Cr)	Complexity Level	Rating Assigned with Outlook
INE549K07998	Non Convertible Debentures	15-Mar-21	8.25%	13-Jun-23	32.69	Simple	Withdrawn
INE549K07AC0	Non Convertible Debentures	15-Mar-21	Zero coupon	13-Jun-23	51.95	Simple	Withdrawn
INE549K07923	Non Convertible Debentures	29-Jan-21	8.25%	29-Apr-23	52.34	Simple	Withdrawn
INE549K07956	Non Convertible Debentures	29-Jan-21	Zero coupon	29-Apr-23	89.32	Simple	Withdrawn
INE549K07642	Non Convertible Debentures	28-May-20	9.75%	28-May-23	100	Simple	Withdrawn

**Annexure - List of Entities Consolidated**

Names of Entities Consolidated	Extent of Consolidation	Rationale for Consolidation
Muthoot Microfin Ltd	Full	Subsidiary
Muthoot Housing Finance Company Ltd	Full	Subsidiary
Muthoot Capital Services Ltd	Full	Group company

**Annexure - Rating History for last 3 Years**

Instrument	Type	Current		2023 (History)		2022		2021		2020		Start of 2020
		Outstanding Amount	Rating	Date	Rating	Date	Rating	Date	Rating	Date	Rating	Rating
Fund Based Facilities	LT	14410.0	CRISIL AA-/Stable	08-05-23	CRISIL AA-/Stable	02-12-22	CRISIL AA-/Stable	13-12-21	CRISIL A+/Stable	04-12-20	CRISIL A/Stable	CRISIL A/Stable
			--	28-04-23	CRISIL AA-/Stable	03-11-22	CRISIL AA-/Stable	04-08-21	CRISIL A+/Stable	02-09-20	CRISIL A/Stable	CRISIL A/Stable
			--	13-03-23	CRISIL AA-/Stable	20-10-22	CRISIL AA-/Stable	03-08-21	CRISIL A+/Stable	17-08-20	CRISIL A/Stable	--
			--	06-03-23	CRISIL AA-/Stable	18-10-22	CRISIL AA-/Stable	19-07-21	CRISIL A+/Stable	11-08-20	CRISIL A/Stable	--
			--	10-02-23	CRISIL AA-/Stable	21-09-22	CRISIL A+/Stable	01-06-21	CRISIL A+/Stable	25-06-20	CRISIL A/Stable	--
			--	07-02-23	CRISIL AA-/Stable	17-06-22	CRISIL A+/Stable	18-03-21	CRISIL A+/Stable	17-06-20	CRISIL A/Stable	--
			--			15-03-22	CRISIL A+/Stable	16-03-21	CRISIL A+/Stable	20-05-20	CRISIL A/Stable	--
			--			02-03-22	CRISIL A+/Stable	03-02-21	CRISIL A/Stable	06-05-20	CRISIL A/Stable	--

			--		--	25-02-22	CRISIL A+/Stable		--	--	--	--
<b>Non-Fund Based Facilities</b>	LT	90.0	CRISIL AA-/Stable		--		--		--	--	--	--
<b>Commercial Paper</b>	ST	500.0	CRISIL A1+	08-05-23	CRISIL A1+	02-12-22	CRISIL A1+	13-12-21	CRISIL A1+	04-12-20	CRISIL A1	CRISIL A1
			--	28-04-23	CRISIL A1+	03-11-22	CRISIL A1+	04-08-21	CRISIL A1+	02-09-20	CRISIL A1	--
			--	13-03-23	CRISIL A1+	20-10-22	CRISIL A1+	03-08-21	CRISIL A1+	17-08-20	CRISIL A1	--
			--	06-03-23	CRISIL A1+	18-10-22	CRISIL A1+	19-07-21	CRISIL A1+	11-08-20	CRISIL A1	--
			--	10-02-23	CRISIL A1+	21-09-22	CRISIL A1+	01-06-21	CRISIL A1+	25-06-20	CRISIL A1	--
			--	07-02-23	CRISIL A1+	17-06-22	CRISIL A1+	18-03-21	CRISIL A1+	17-06-20	CRISIL A1	--
			--		--	15-03-22	CRISIL A1+	16-03-21	CRISIL A1+	20-05-20	CRISIL A1	--
			--		--	02-03-22	CRISIL A1+	03-02-21	CRISIL A1	06-05-20	CRISIL A1	--
			--		--	25-02-22	CRISIL A1+		--	--	--	--
<b>Non Convertible Debentures</b>	LT	4101.98	CRISIL AA-/Stable	08-05-23	CRISIL AA-/Stable	02-12-22	CRISIL AA-/Stable	13-12-21	CRISIL A+/Stable	04-12-20	CRISIL A/Stable	CRISIL A/Stable
			--	28-04-23	CRISIL AA-/Stable	03-11-22	CRISIL AA-/Stable	04-08-21	CRISIL A+/Stable	02-09-20	CRISIL A/Stable	--
			--	13-03-23	CRISIL AA-/Stable	20-10-22	CRISIL AA-/Stable	03-08-21	CRISIL A+/Stable	17-08-20	CRISIL A/Stable	--
			--	06-03-23	CRISIL AA-/Stable	18-10-22	CRISIL AA-/Stable	19-07-21	CRISIL A+/Stable	11-08-20	CRISIL A/Stable	--
			--	10-02-23	CRISIL AA-/Stable	21-09-22	CRISIL A+/Stable	01-06-21	CRISIL A+/Stable	25-06-20	CRISIL A/Stable	--
			--	07-02-23	CRISIL AA-/Stable	17-06-22	CRISIL A+/Stable	18-03-21	CRISIL A+/Stable	17-06-20	CRISIL A/Stable	--
			--		--	15-03-22	CRISIL A+/Stable	16-03-21	CRISIL A+/Stable	20-05-20	CRISIL A/Stable	--
			--		--	02-03-22	CRISIL A+/Stable	03-02-21	CRISIL A/Stable	06-05-20	CRISIL A/Stable	--
			--		--	25-02-22	CRISIL A+/Stable		--	--	--	--
<b>Perpetual Bonds</b>	LT	524.0	CRISIL A/Stable	08-05-23	CRISIL A/Stable	02-12-22	CRISIL A/Stable	13-12-21	CRISIL A-/Stable	04-12-20	CRISIL BBB+/Stable	CRISIL BBB+/Stable
			--	28-04-23	CRISIL A/Stable	03-11-22	CRISIL A/Stable	04-08-21	CRISIL A-/Stable	02-09-20	CRISIL BBB+/Stable	--
			--	13-03-23	CRISIL A/Stable	20-10-22	CRISIL A/Stable	03-08-21	CRISIL A-/Stable	17-08-20	CRISIL BBB+/Stable	--
			--	06-03-23	CRISIL A/Stable	18-10-22	CRISIL A/Stable	19-07-21	CRISIL A-/Stable	11-08-20	CRISIL BBB+/Stable	--
			--	10-02-23	CRISIL A/Stable	21-09-22	CRISIL A-/Stable	01-06-21	CRISIL A-/Stable	25-06-20	CRISIL BBB+/Stable	--
			--	07-02-23	CRISIL A/Stable	17-06-22	CRISIL A-/Stable	18-03-21	CRISIL A-/Stable	17-06-20	CRISIL BBB+/Stable	--
			--		--	15-03-22	CRISIL A-/Stable	16-03-21	CRISIL A-/Stable	20-05-20	CRISIL BBB+/Stable	--
			--		--	02-03-22	CRISIL A-/Stable	03-02-21	CRISIL BBB+/Stable	06-05-20	CRISIL BBB+/Stable	--
			--		--	25-02-22	CRISIL A-/Stable		--	--	--	--
<b>Short Term Non Convertible Debenture</b>	ST		--		--		--		--		--	Withdrawn
<b>Subordinated Debt</b>	LT	550.0	CRISIL AA-/Stable	08-05-23	CRISIL AA-/Stable	02-12-22	CRISIL AA-/Stable	18-03-21	Withdrawn	04-12-20	CRISIL A/Stable	CRISIL A/Stable
			--	28-04-23	CRISIL AA-/Stable	03-11-22	CRISIL AA-/Stable	16-03-21	CRISIL A+/Stable	02-09-20	CRISIL A/Stable	--
			--	13-03-23	CRISIL AA-/Stable	20-10-22	CRISIL AA-/Stable	03-02-21	CRISIL A/Stable	17-08-20	CRISIL A/Stable	--
			--	06-03-23	CRISIL AA-/Stable	18-10-22	CRISIL AA-/Stable		--	11-08-20	CRISIL A/Stable	--
			--	10-02-23	CRISIL AA-/Stable	21-09-22	CRISIL A+/Stable		--	25-06-20	CRISIL A/Stable	--
			--	07-02-23	CRISIL AA-/Stable	17-06-22	CRISIL A+/Stable		--	17-06-20	CRISIL A/Stable	--
			--		--	15-03-22	CRISIL A+/Stable		--	20-05-20	CRISIL A/Stable	--

			--	--	02-03-22	CRISIL A+/Stable		--	06-05-20	CRISIL A/Stable	--	
			--	--	25-02-22	CRISIL A+/Stable		--		--	--	
<b>Subordinated Debt Bond</b>	LT		--	--		--		--		--	Withdrawn	
<b>Long Term Principal Protected Market Linked Debentures</b>	LT	200.0	CRISIL PPMLD AA-/Stable	08-05-23	CRISIL PPMLD AA-/Stable	02-12-22	CRISIL PPMLD AA- r /Stable	13-12-21	CRISIL PPMLD A+ r /Stable	23-10-20	Provisional CRISIL PPMLD AA+ r (CE) /Stable	--
			--	28-04-23	CRISIL PPMLD AA-/Stable	03-11-22	CRISIL PPMLD AA- r /Stable		--		--	--
			--	13-03-23	CRISIL PPMLD AA-/Stable	20-10-22	CRISIL PPMLD AA- r /Stable		--		--	--
			--	06-03-23	CRISIL PPMLD AA-/Stable	18-10-22	CRISIL PPMLD AA- r /Stable		--		--	--
			--	10-02-23	CRISIL PPMLD AA-/Stable	21-09-22	CRISIL PPMLD A+ r /Stable		--		--	--
			--	07-02-23	CRISIL PPMLD AA-/Stable	17-06-22	CRISIL PPMLD A+ r /Stable		--		--	--
			--		--	15-03-22	CRISIL PPMLD A+ r /Stable		--		--	--
			--		--	02-03-22	CRISIL PPMLD A+ r /Stable		--		--	--
			--		--	25-02-22	CRISIL PPMLD A+ r /Stable		--		--	--

All amounts are in Rs.Cr.

#### Annexure - Details of Bank Lenders & Facilities

Facility	Amount (Rs.Crore)	Name of Lender	Rating
Cash Credit	10	Bandhan Bank Limited	CRISIL AA-/Stable
Cash Credit & Working Capital Demand Loan	200	DBS Bank Limited	CRISIL AA-/Stable
Cash Credit & Working Capital Demand Loan	450	IndusInd Bank Limited	CRISIL AA-/Stable
Cash Credit & Working Capital Demand Loan	50	Tamilnad Mercantile Bank Limited	CRISIL AA-/Stable
Cash Credit & Working Capital Demand Loan	300	Indian Overseas Bank	CRISIL AA-/Stable
Cash Credit & Working Capital Demand Loan	350	IDBI Bank Limited	CRISIL AA-/Stable
Cash Credit & Working Capital Demand Loan	1400	State Bank of India	CRISIL AA-/Stable
Cash Credit & Working Capital Demand Loan	1400	Punjab National Bank	CRISIL AA-/Stable
Cash Credit & Working Capital Demand Loan	200	Bank of India	CRISIL AA-/Stable
Cash Credit & Working Capital Demand Loan	30	Dhanlaxmi Bank Limited	CRISIL AA-/Stable
Cash Credit & Working Capital Demand Loan	62.5	Bank of Maharashtra	CRISIL AA-/Stable
Cash Credit & Working Capital Demand Loan	125	The Karur Vysya Bank Limited	CRISIL AA-/Stable
Cash Credit & Working Capital Demand Loan	50	The Karnataka Bank Limited	CRISIL AA-/Stable
Cash Credit & Working Capital Demand Loan	450	Bank of Baroda	CRISIL AA-/Stable

Cash Credit & Working Capital Demand Loan	225	Axis Bank Limited	CRISIL AA-/Stable
Cash Credit & Working Capital Demand Loan	150	Central Bank Of India	CRISIL AA-/Stable
Cash Credit & Working Capital Demand Loan	200	HDFC Bank Limited	CRISIL AA-/Stable
Cash Credit & Working Capital Demand Loan	50	The Karnataka Bank Limited	CRISIL AA-/Stable
Cash Credit & Working Capital Demand Loan	1450	Union Bank of India	CRISIL AA-/Stable
Cash Credit & Working Capital Demand Loan	550	Indian Bank	CRISIL AA-/Stable
Cash Credit & Working Capital Demand Loan	225	The South Indian Bank Limited	CRISIL AA-/Stable
Cash Credit & Working Capital Demand Loan	65	DCB Bank Limited	CRISIL AA-/Stable
Cash Credit & Working Capital Demand Loan	150	The Federal Bank Limited	CRISIL AA-/Stable
Non-Fund Based Limit <sup>&amp;</sup>	50	State Bank of India	CRISIL AA-/Stable
Non-Fund Based Limit <sup>^</sup>	40	IndusInd Bank Limited	CRISIL AA-/Stable
Proposed Long Term Bank Loan Facility	570	Not Applicable	CRISIL AA-/Stable
Proposed Long Term Bank Loan Facility	387.85	Not Applicable	CRISIL AA-/Stable
Term Loan	236.36	Bandhan Bank Limited	CRISIL AA-/Stable
Term Loan	42.88	DBS Bank Limited	CRISIL AA-/Stable
Term Loan	300	Punjab National Bank	CRISIL AA-/Stable
Term Loan	150	Central Bank Of India	CRISIL AA-/Stable
Term Loan	558.55	Indian Bank	CRISIL AA-/Stable
Term Loan	117.88	Axis Bank Limited	CRISIL AA-/Stable
Term Loan	49.73	YES Bank Limited	CRISIL AA-/Stable
Term Loan	28.58	Ujjivan Small Finance Bank Limited	CRISIL AA-/Stable
Term Loan	500	State Bank of India	CRISIL AA-/Stable
Term Loan	314.56	Punjab National Bank	CRISIL AA-/Stable
Term Loan	347.27	Central Bank Of India	CRISIL AA-/Stable
Term Loan	90	The Federal Bank Limited	CRISIL AA-/Stable
Term Loan	170	Axis Bank Limited	CRISIL AA-/Stable
Term Loan	338.63	Canara Bank	CRISIL AA-/Stable
Term Loan	550	Canara Bank	CRISIL AA-/Stable
Term Loan	30	Bank of Baroda	CRISIL AA-/Stable
Working Capital Demand Loan	150	HDFC Bank Limited	CRISIL AA-/Stable
Working Capital Term Loan	286	Punjab and Sind Bank	CRISIL AA-/Stable
Working Capital Term Loan	30	Bank of Maharashtra	CRISIL AA-/Stable
Working Capital Term Loan	265	State Bank of India	CRISIL AA-/Stable
Working Capital Term Loan	250	Bank of Maharashtra	CRISIL AA-/Stable
Working Capital Term Loan	504.21	UCO Bank	CRISIL AA-/Stable

<sup>&</sup>CEL for hedging forex liability

<sup>^</sup>Derivative limit

## Criteria Details

Links to related criteria

[CRISILs Bank Loan Ratings - process, scale and default recognition](#)

[Rating Criteria for Finance Companies](#)

[CRISILs Criteria for rating short term debt](#)[CRISILs Criteria for Consolidation](#)

Media Relations	Analytical Contacts	Customer Service Helpdesk
<p><b>Aveek Datta</b> Media Relations <b>CRISIL Limited</b> M: +91 99204 93912 B: +91 22 3342 3000 <a href="mailto:AVEEK.DATTA@crisil.com">AVEEK.DATTA@crisil.com</a></p> <p><b>Prakruti Jani</b> Media Relations <b>CRISIL Limited</b> M: +91 98678 68976 B: +91 22 3342 3000 <a href="mailto:PRAKRUTI.JANI@crisil.com">PRAKRUTI.JANI@crisil.com</a></p> <p><b>Rutuja Gaikwad</b> Media Relations <b>CRISIL Limited</b> B: +91 22 3342 3000 <a href="mailto:Rutuja.Gaikwad@ext-crisil.com">Rutuja.Gaikwad@ext-crisil.com</a></p>	<p>Ajit Velonie Senior Director <b>CRISIL Ratings Limited</b> B:+91 22 3342 3000 <a href="mailto:ajit.velonie@crisil.com">ajit.velonie@crisil.com</a></p> <p>Prashant Pratap Mane Associate Director <b>CRISIL Ratings Limited</b> B:+91 22 3342 3000 <a href="mailto:prashant.mane@crisil.com">prashant.mane@crisil.com</a></p> <p>Abhishek Narang Manager <b>CRISIL Ratings Limited</b> B:+91 22 3342 3000 <a href="mailto:abhishek.narang@crisil.com">abhishek.narang@crisil.com</a></p>	<p>Timings: 10.00 am to 7.00 pm Toll free Number:1800 267 1301</p> <p>For a copy of Rationales / Rating Reports: <a href="mailto:CRISILratingdesk@crisil.com">CRISILratingdesk@crisil.com</a></p> <p>For Analytical queries: <a href="mailto:ratingsinvestordesk@crisil.com">ratingsinvestordesk@crisil.com</a></p>



**Note for Media:**

This rating rationale is transmitted to you for the sole purpose of dissemination through your newspaper/magazine/agency. The rating rationale may be used by you in full or in part without changing the meaning or context thereof but with due credit to CRISIL Ratings. However, CRISIL Ratings alone has the sole right of distribution (whether directly or indirectly) of its rationales for consideration or otherwise through any media including websites and portals.

**About CRISIL Ratings Limited (A subsidiary of CRISIL Limited, an S&P Global Company)**

CRISIL Ratings pioneered the concept of credit rating in India in 1987. With a tradition of independence, analytical rigour and innovation, we set the standards in the credit rating business. We rate the entire range of debt instruments, such as bank loans, certificates of deposit, commercial paper, non-convertible/convertible/partially convertible bonds and debentures, perpetual bonds, bank hybrid capital instruments, asset-backed and mortgage-backed securities, partial guarantees and other structured debt instruments. We have rated over 33,000 large and mid-scale corporates and financial institutions. We have also instituted several innovations in India in the rating business, including ratings for municipal bonds, partially guaranteed instruments and infrastructure investment trusts (InvITs).

CRISIL Ratings Limited ('CRISIL Ratings') is a wholly-owned subsidiary of CRISIL Limited ('CRISIL'). CRISIL Ratings Limited is registered in India as a credit rating agency with the Securities and Exchange Board of India ("SEBI").

For more information, visit [www.crisilratings.com](http://www.crisilratings.com)

**About CRISIL Limited**

CRISIL is a leading, agile and innovative global analytics company driven by its mission of making markets function better.

It is India's foremost provider of ratings, data, research, analytics and solutions with a strong track record of growth, culture of innovation, and global footprint.

It has delivered independent opinions, actionable insights, and efficient solutions to over 100,000 customers through businesses that operate from India, the US, the UK, Argentina, Poland, China, Hong Kong and Singapore.

It is majority owned by S&P Global Inc, a leading provider of transparent and independent ratings, benchmarks, analytics and data to the capital and commodity markets worldwide.

For more information, visit [www.crisil.com](http://www.crisil.com)

Connect with us: [TWITTER](#) | [LINKEDIN](#) | [YOUTUBE](#) | [FACEBOOK](#)

---

**CRISIL PRIVACY NOTICE**

CRISIL respects your privacy. We may use your contact information, such as your name, address and email id to fulfil your request and service your account and to provide you with additional information from CRISIL. For further information on CRISIL's privacy policy please visit [www.crisil.com](http://www.crisil.com).

**DISCLAIMER**

This disclaimer is part of and applies to each credit rating report and/or credit rating rationale ('report') that is provided by CRISIL Ratings Limited ('CRISIL Ratings'). To avoid doubt, the term 'report' includes the information, ratings and other content forming part of the report. The report is intended for the jurisdiction of India only. This report does not constitute an offer of services. Without limiting the generality of the foregoing, nothing in the report is to be construed as CRISIL Ratings providing or intending to provide any services in jurisdictions where CRISIL Ratings does not have the necessary licenses and/or registration to carry out its business activities referred to above. Access or use of this report does not create a client relationship between CRISIL Ratings and the user.

We are not aware that any user intends to rely on the report or of the manner in which a user intends to use the report. In preparing our report we have not taken into consideration the objectives or particular needs of any particular user. It is made abundantly clear that the report is not intended to and does not constitute an investment advice. The report is not an offer to sell or an offer to purchase or subscribe for any investment in any securities, instruments, facilities or solicitation of any kind to enter into any deal or transaction with the entity to which the report pertains. The report should not be the sole or primary basis for any investment decision within the meaning of any law or regulation (including the laws and regulations applicable in the US).

Ratings from CRISIL Ratings are statements of opinion as of the date they are expressed and not statements of fact or recommendations to purchase, hold or sell any securities/instruments or to make any investment decisions. Any opinions expressed here are in good faith, are subject to change without notice, and are only current as of the stated date of their issue. CRISIL Ratings assumes no obligation to update its opinions following publication in any form or format although CRISIL Ratings may disseminate its opinions and analysis. The rating contained in the report is not a substitute for the skill, judgment and experience of the user, its management, employees, advisors and/or clients when making investment or other business decisions. The recipients of the report should rely on their own judgment and take their own professional advice before acting on the report in any way. CRISIL Ratings or its associates may have other commercial transactions with the entity to which the

report pertains.

Neither CRISIL Ratings nor its affiliates, third-party providers, as well as their directors, officers, shareholders, employees or agents (collectively, 'CRISIL Ratings Parties') guarantee the accuracy, completeness or adequacy of the report, and no CRISIL Ratings Party shall have any liability for any errors, omissions or interruptions therein, regardless of the cause, or for the results obtained from the use of any part of the report. EACH CRISIL RATINGS PARTY DISCLAIMS ANY AND ALL EXPRESS OR IMPLIED WARRANTIES, INCLUDING BUT NOT LIMITED TO ANY WARRANTIES OF MERCHANTABILITY, SUITABILITY OR FITNESS FOR A PARTICULAR PURPOSE OR USE. In no event shall any CRISIL Ratings Party be liable to any party for any direct, indirect, incidental, exemplary, compensatory, punitive, special or consequential damages, costs, expenses, legal fees or losses (including, without limitation, lost income or lost profits and opportunity costs) in connection with any use of any part of the report even if advised of the possibility of such damages.

CRISIL Ratings may receive compensation for its ratings and certain credit-related analyses, normally from issuers or underwriters of the instruments, facilities, securities or from obligors. Public ratings and analysis by CRISIL Ratings, as are required to be disclosed under the regulations of the Securities and Exchange Board of India (and other applicable regulations, if any), are made available on its website, [www.crisilratings.com](http://www.crisilratings.com) (free of charge). Reports with more detail and additional information may be available for subscription at a fee - more details about ratings by CRISIL Ratings are available here: [www.crisilratings.com](http://www.crisilratings.com).

CRISIL Ratings and its affiliates do not act as a fiduciary. While CRISIL Ratings has obtained information from sources it believes to be reliable, CRISIL Ratings does not perform an audit and undertakes no duty of due diligence or independent verification of any information it receives and/or relies on in its reports. CRISIL Ratings has established policies and procedures to maintain the confidentiality of certain non-public information received in connection with each analytical process. CRISIL Ratings has in place a ratings code of conduct and policies for managing conflict of interest. For details please refer to: <https://www.crisil.com/en/home/our-businesses/ratings/regulatory-disclosures/highlighted-policies.html>.

Rating criteria by CRISIL Ratings are generally available without charge to the public on the CRISIL Ratings public website, [www.crisilratings.com](http://www.crisilratings.com). For latest rating information on any instrument of any company rated by CRISIL Ratings, you may contact the CRISIL Ratings desk at [crisilratingdesk@crisil.com](mailto:crisilratingdesk@crisil.com), or at (0091) 1800 267 1301.

This report should not be reproduced or redistributed to any other person or in any form without prior written consent from CRISIL Ratings.

All rights reserved @ CRISIL Ratings Limited. CRISIL Ratings is a wholly owned subsidiary of CRISIL Limited.

CRISIL Ratings uses the prefix 'PP-MLD' for the ratings of principal-protected market-linked debentures (PPMLD) with effect from November 1, 2011, to comply with the SEBI circular, "Guidelines for Issue and Listing of Structured Products/Market Linked Debentures". The revision in rating symbols for PPMLDs should not be construed as a change in the rating of the subject instrument. For details on CRISIL Ratings' use of 'PP-MLD' please refer to the notes to Rating scale for Debt Instruments and Structured Finance Instruments at the following link: <https://www.crisil.com/en/home/our-businesses/ratings/credit-ratings-scale.html>



**ANNEXURE B – CONSENT FROM THE DEBENTURE TRUSTEE**

*[Rest of the page intentionally kept blank]*



CL/MUM/23-24/DEB/77

Date: March 22, 2024

**Muthoot Fincorp Limited**  
 Muthoot Centre,  
 TC No 27.3022 Punnen Road  
 Trivandrum,  
 Kerala – 695001

Dear Ma'am/Sir

**Sub: Proposed public offering of Secured Redeemable Non-Convertible Debentures of face value of ₹1,000 each ("NCDs") for an amount aggregating to ₹ 100 Crores with a green shoe option of up to ₹ 260 Crores aggregating to ₹ 360 Crores (the "Tranche IV Issue") of Muthoot Fincorp Limited ("Company").**

We, the undersigned, hereby consent to be named as the Debenture Trustee to Tranche IV Issue and to our name being inserted as the Lead Manager to the Tranche IV Issue in the Tranche IV Prospectus to be filed with the Registrar of Companies, Kerala and Lakshadweep ("RoC"), Stock Exchange and to be forwarded to SEBI in respect of the Tranche IV Issue and also in all related advertisements and communications sent pursuant to the Tranche IV Issue. The following details with respect to us may be disclosed:

<b>Name</b>	<b>Vardhman Trusteeship Private Limited</b>
<b>Address</b>	<b>The Capital, A Wing, 412A, Bandra Kurla Complex, Bandra (East), Mumbai-400051</b>
<b>Tel</b>	<b>22 4264 8335/ 22 4014 0832</b>
<b>Email</b>	<b>corporate@vardhmantrustee.com</b>
<b>Website</b>	<b>https://vardhmantrustee.com</b>
<b>Contact Person</b>	<b>Rushabh Desai</b>
<b>SEBI Registration No</b>	<b>IND000000611</b>
<b>CIN</b>	<b>U65993WB2010PTC152401</b>
<b>Logo</b>	 <b>VARDHMAN</b> <b>TRUSTEESHIP PVT LTD</b> <small>Nurturing &amp; Protecting Your Trust</small>

We confirm that we are registered with the SEBI and that such registration is valid as on the date of this letter. We enclose a copy of our registration certificate enclosed herein as **Annexure A** and declaration regarding our registration with SEBI as **Annexure B**.

We also confirm that we have not been prohibited by SEBI to act as an intermediary in capital market issues.

We hereby authorise you to deliver this letter of consent to the RoC, pursuant to the provisions of Section 26 of the Companies Act, 2013 and other applicable laws or any other regulatory/statutory authorities as required by law.

We also agree to keep strictly confidential, until such time as the proposed transaction is



publicly announced by the Company in the form of a press release, (i) the nature and scope of this transaction; and (ii) our knowledge of the proposed transaction of the Company.

We confirm that we will immediately inform you and the Lead Manager of any change to the above information until the date when the NCDs commence trading on the Stock Exchange. In the absence of any such communication from us, the above information should be taken as updated information until the NCDs commence trading.

All capitalized terms not defined herein would have the same meaning as attributed to it in the Draft Prospectus.

This letter may be relied upon by you, the Lead Manager, and the legal advisors to the Tranche IV Issue in respect of the Tranche IV Issue.

Sincerely,

For Vardhman TrusteeShip Private Limited

*Rushabh*  
 Name: Rushabh Desai  
 Designation: Compliance Officer



CC:

**SMC Capitals Limited**  
 A 401/402, Lotus Corporate Park, Jai Coach Junction,  
 Off Western Express Highway,  
 Goregaon (East), Mumbai – 400063

**Khaitan & Co**  
 One World Center  
 13<sup>th</sup> Floor, Tower 1,  
 Senapati Bapat Marg,  
 Mumbai 400 013  
 Maharashtra, India

डिबेंचर न्यासी

प्ररूप ख  
FORM-B

DEBENTURE TRUSTEE

भारतीय प्रतिभूति और विनियम बोर्ड  
SECURITIES AND EXCHANGE BOARD OF INDIA

(डिबेंचर न्यासी) विनियम, 1993  
(DEBENTURE TRUSTEE) REGULATIONS, 1993

000274

(विनियम 8)  
(Regulation 8)

रजिस्ट्रीकरण प्रमाणपत्र  
CERTIFICATE OF REGISTRATION

- 1) बोर्ड, भारतीय प्रतिभूति और विनियम बोर्ड अधिनियम, 1992 के अधीन डिबेंचर न्यासी के लिए बनाए गए नियमों और विनियमों के साथ पठित उस अधिनियम की धारा-12 की उपधारा (1) द्वारा प्रदत्त शक्तियों का प्रयोग करते हुए,  
1) In exercise of the powers conferred by sub-section (1) of section 12 of the Securities and Exchange Board of India Act, 1992, read with the rules and regulations made thereunder for the debenture trustee the Board hereby grants a certificate of registration to

**VARDHMAN TRUSTEESHIP PRIVATE LIMITED**  
Unit No. 15, Turner Morrison Building  
6 Lyons Range  
KOLKATA  
700001  
WEST BENGAL  
INDIA

को नियमों में, शर्तों के अधीन रहते हुए और विनियमों के अनुसार डिबेंचर न्यासी के रूप में रजिस्ट्रीकरण का प्रमाणपत्र इसके द्वारा प्रदान करता है।  
as a debenture trustee subject to the conditions in the rules and in accordance with the regulations.

- 2) डिबेंचर न्यासी के लिए रजिस्ट्रीकरण कूट है।  
2) Registration Code for the debenture trustee is **IND000000611**  
3) जब तक नवीकृत न किया जाए, रजिस्ट्रीकरण का प्रमाणपत्र से तक विधिमान्य है।  
3) Unless renewed, the certificate of registration is valid from to

**This certificate of Registration shall be valid from 15/12/2020 to null,  
unless Suspended or cancelled by the Board**



आदेश से  
भारतीय प्रतिभूति और विनियम बोर्ड  
के लिए और उसकी ओर से  
By order  
For and on behalf of  
**Securities and Exchange Board of India**

*Aradhana Verma*

**ARADHANA VERMA**  
प्राधिकृत हस्ताक्षरकर्ता Authorised Signatory

स्थान Place : **Mumbai**

तारीख Date : **May 20, 2021**


**Annexure B**

We hereby confirm that as on date the following details in relation to our registration with the Securities and Exchange Board of India as a Debenture Trustee is true and correct:

1	Registration Number	IND000000611
2	Date of registration/ Renewal of registration	15/12/2020
3	Date of expiry of registration	Null, unless suspended or cancelled by SEBI
4	If applied for renewal, date of application	N/A
5	Any communication from SEBI prohibiting the entity from acting as an intermediary	No
6	Any enquiry/ investigation being conducted by SEBI	No
7	Details of any penalty imposed by SEBI	No

*Rusabn.*



## ANNEXURE C - DAY COUNT CONVENTION

### ILLUSTRATION FOR GUIDANCE IN RESPECT OF THE DAY COUNT CONVENTION AND EFFECT OF HOLIDAYS ON PAYMENTS

Investors should note that the below examples are solely for illustrative purposes and is not specific to the Issue.

Set forth below is an illustration for guidance in respect of the day count convention and effect of holidays on payments. For the purpose of this illustration, we have considered effect of holidays on cash flows only for Option I, Option V, Option VII. The effect of holidays on cash flows for the other Options of NCDs shall be similar.

<b>Company</b>	Muthoot Fincorp Limited
<b>Face Value</b>	₹ 1,000
<b>Day and date of Allotment (assumed)</b>	Tuesday, April 30 2024
<b>Day Count Convention</b>	Actual/Actual

<b>Option</b>	<b>Option I (Secured)</b>
<b>Coupon (%) for NCD Holders in Category I, II and III</b>	8.90%
<b>Tenure</b>	26 Months
<b>No. of NCDs held (assumed)</b>	1
<b>Frequency of the Interest Payment</b>	Monthly
<b>Redemption Date/Maturity Date</b>	June 30, 2026

Cash flow	Due Date of payment	No. of days for Coupon period	Amount (in ₹)
Initial Payment			₹ -1000.00
1 <sup>st</sup> Coupon	June 01, 2024	32	7.80
2 <sup>nd</sup> Coupon	July 01, 2024	30	7.32
3 <sup>rd</sup> Coupon	August 01, 2024	31	7.56
4 <sup>th</sup> Coupon	September 01, 2024	31	7.56
5 <sup>th</sup> Coupon	October 01, 2024	30	7.32
6 <sup>th</sup> Coupon	November 01, 2024	31	7.56
7 <sup>th</sup> Coupon	December 01, 2024	30	7.32
8 <sup>th</sup> Coupon	January 01, 2025	31	7.56
9 <sup>th</sup> Coupon	February 01, 2025	31	7.56
10 <sup>th</sup> Coupon	March 01, 2025	28	6.83
11 <sup>th</sup> Coupon	April 01, 2025	31	7.56
12 <sup>th</sup> Coupon	May 01, 2025	30	7.32
13 <sup>th</sup> Coupon	June 01, 2025	31	7.56
14 <sup>th</sup> Coupon	July 01, 2025	30	7.32
15 <sup>th</sup> Coupon	August 01, 2025	31	7.56
16 <sup>th</sup> Coupon	September 01, 2025	31	7.56
17 <sup>th</sup> Coupon	October 01, 2025	30	7.32
18 <sup>th</sup> Coupon	November 01, 2025	31	7.56
19 <sup>th</sup> Coupon	December 01, 2025	30	7.32
20 <sup>th</sup> Coupon	January 01, 2026	31	7.56
21 <sup>st</sup> Coupon	February 01, 2026	31	7.56
22 <sup>nd</sup> Coupon	March 01, 2026	28	6.83
23 <sup>rd</sup> Coupon	April 01, 2026	31	7.56
24 <sup>th</sup> Coupon	May 01, 2026	30	7.32
25 <sup>th</sup> Coupon	June 01, 2026	31	7.56
26 <sup>th</sup> Coupon	June 30, 2026	29	7.07
<b>Redemption of Principal</b>	<b>June 30, 2026</b>		<b>1000.00</b>

<b>Options</b>	<b>Option V (Secured)</b>
<b>Coupon (%) for NCD Holders in Category I, II and III</b>	9.25%
<b>Tenure</b>	26 Months
<b>No. of NCDs held (assumed)</b>	1
<b>Frequency of the Interest Payment</b>	Annual
<b>Redemption Date/Maturity Date</b>	June 30, 2026

Cash flow	Due Date of payment	No. of days for Coupon period	Amount (in ₹)
Initial Payment			₹ -1000.00
1 <sup>st</sup> Coupon	April 30, 2025	365	92.50
2 <sup>nd</sup> Coupon	April 30, 2026	365	92.50
3 <sup>rd</sup> Coupon	June 30, 2026	61	15.46
<b>Redemption of Principal</b>	<b>June 30, 2026</b>		<b>1000.00</b>

<b>Option</b>	<b>Option IX (Secured)</b>
<b>Coupon (%) for NCD Holders in Category I, II and III</b>	Not Applicable
<b>Tenure</b>	26 Months
<b>Effective Yield (p.a.)</b>	9.27%
<b>No. of NCDs held (assumed)</b>	1
<b>Frequency of the Interest Payment</b>	On Maturity (Cumulative)
<b>Redemption Date/Maturity Date</b>	June 30, 2026

Cash flow	Due Date of payment	No. of days for Coupon period	Amount (in ₹)
<b>Principal Amount</b>			1000
<b>Redemption of Principal</b>	June 30, 2026	Not Applicable	1212

**Assumptions:**

1. The Deemed Date of Allotment is assumed to be April 30, 2024. If the Deemed Date of Allotment undergoes a change, the coupon payment dates, redemption dates, redemption amount and other cash flow working shall be changed accordingly.
2. Interest payable during the FY 2028, being leap year, have been calculated for 366 days.
3. In the event the interest / redemption amount is a fraction and not an integer, such amount will be rounded off to the nearest integer. By way of illustration, if the redemption amount is Rs. 1193.56, then the amount shall be rounded off to Rs.1194. However, this rounding off to nearest integer at the time of payment of interest and/or redemption amount will be done per NCD Holder.
4. For the purpose of illustration, it is assumed that only Sundays are non-Working Days.

**Note:**

The Coupon/ Interest Payments are rounded-off to nearest rupee as per FIMMDA 'Handbook on market practices'.

**ANNEXURE D – FINANCIAL STATEMENTS**

*[Rest of the page intentionally kept blank]*



**ANNEXURE D – FINANCIAL STATEMENTS**

*[Rest of the page intentionally kept blank]*

## Independent Auditors' Report

TO

THE MEMBERS OF MUTHOOT FINCORP LIMITED,

Report on the Audit of the Consolidated Ind AS Financial Statements

### Opinion

We have audited the accompanying Consolidated Ind AS financial statements of Muthoot Fincorp Limited ("the Holding Company"), Muthoot Centre, TC No 27/ 3022, Punnen Road, Thiruvananthapuram - 695 001, its subsidiaries(together referred as "Group") which comprise the Consolidated Balance Sheet as at 31st March, 2023, the Consolidated Statement of Profit and Loss (including Other Comprehensive Income), the Consolidated Statement of changes in equity and the Consolidated Statement of cash flows for the year then ended, including the notes to the Consolidated Ind AS Financial Statements, a summary of significant accounting policies and other explanatory information. [ hereinafter referred to as "Consolidated Ind AS Financial Statements"]

In our opinion and to the best of our information and according to the explanations given to us, the aforesaid Consolidated Ind AS financial statements give the information required by the Companies Act, 2013 ('Act') in the manner so required and give a true and fair view in conformity with the accounting principles generally accepted in India, of the Consolidated state of affairs of the Group as at 31st March, 2023, and its Consolidated profit including other Comprehensive Income, Consolidated Changes in equity and Consolidated cash flows for the year ended on that date.

### Basis for Opinion

We conducted our audit of the Consolidated Ind AS financial statements in accordance with the Standards on Auditing (SAs) specified under section 143(10) of the Act. Our responsibilities under those Standards are further described in the Auditor's Responsibilities for the Audit of the Consolidated financial statements section of our report. We are independent of the Group in accordance with the Code of Ethics issued by the Institute of Chartered Accountants of India (ICAI) together with the ethical requirements that are relevant to our audit of the Consolidated Ind AS financial statements under the provisions



Rangamani & Co: PH: 0477-2251474  
EMAIL: [ranqamanis@rediffmail.com](mailto:ranqamanis@rediffmail.com)

Krishnan Retna & Associates: PH: 0471-2476356  
EMAIL: [trivandium@krishnanretna.com](mailto:trivandium@krishnanretna.com)



of the Act and the Rules made thereunder, and we have fulfilled our other ethical responsibilities in accordance with these requirements and the ICAI's Code of Ethics. We believe that the audit evidence we have obtained is sufficient and appropriate to provide a basis for our opinion.

### Key audit matters

Key audit matters are those matters that, in our professional judgment, were of most significance in our audit of the Consolidated Ind AS financial statements of the current period. These matters were addressed in the context of our audit of the Consolidated financial statements as a whole, and in forming our opinion thereon, and we do not provide a separate opinion on these matters.

For each matter below, our description of how our audit addressed the matter is provided in that context. We have determined the matters described below to be the Key Audit matters to be communicated in our report.

Key Audit Matters	How it's been addressed in Audit
<p>a) <b>Completeness in identification and disclosure of related party transactions in accordance with the applicable reporting framework.</b></p>	<p>We have accessed the laid down systems and processes of the Holding Company in identifying related party transactions and its ultimate disclosure in the Consolidated Ind AS financial statements in accordance with the applicable reporting framework. We have designed the audit procedures in accordance with the guidelines prescribed in Standard on Auditing (SA 550) to identify the risks of material misstatement arising from an entity's failure to appropriately account for or disclose material related party transactions. We have also reviewed the minutes of meetings of the board of the Holding Company in the course of the audit to identify any transactions that may require disclosure in accordance with the applicable reporting framework.</p>
<p>b) <b>Effectiveness of IT Systems and related controls.</b></p>	<p>Due to the automated controls and high degree of dependence in information systems, there is a risk that the financial accounting and reporting records may be</p>



	<p>misstated in case of any control lapses in the IT system related controls. We have designed our audit procedures in accordance with the guidelines laid down in the Standard on Auditing (SA 530) and tested the controls in the Information Technology Systems on a sample basis which has an impact on the financial accounting and reporting records. We have also tested on a sample basis the controls related to access management including user rights in passing entries, approval for authorizing entries, authorization for reversing entries, segregation of duties, system password protection, external software/hardware access rights etc. Based on our sample review and audit report issued by other auditors, no material weakness was identified in the IT related systems and controls of the Group.</p>
<p>c) Accuracy, completeness and correctness of accounting and related controls maintained at the entity's branches.</p>	<p>At the branch level, entries related to daily operations are passed. We have addressed this as a key audit matter since any control lapses in the branch level accounting may result in the financial accounting and reporting records of the entity being misstated. We have physically visited the Holding Company's branches on a sample basis to identify and assess the effectiveness of the controls operating at the branch level. We have also tested on a sample basis the independent financial records maintained at the branch level and how the same is considered and incorporated in the Consolidated Ind AS financial statements. We have also assessed and analyzed the internal audit reports and how the major observations are dealt with and its impact on the Holding Company's financial accounting and reporting records. Based on our sample review and audit report issued by auditors of subsidiaries, no major weaknesses were identified.</p>



<p>d) <b>Computation of provision towards impairment of loan assets.</b></p> <p>As at 31st March 2023, the Group had reported a total impairment loss allowance of Rs. 54,978.75 lakhs (31st March 2022 - Rs 55,626.53 lakhs)</p> <p>A significant degree of judgment is required to determine the timing and amount of Impairment loss allowance to be recognized with respect to loan assets. Based on our risk assessment, the following are the significant judgments and estimates, that impact impairment loss allowance:</p> <ul style="list-style-type: none"><li>- Completeness and timing of recognition of default, in accordance with the prudential norms on Income Recognition, Asset Classification and Provisioning pertaining to Loan Assets;</li><li>- Measurement of provision is dependent on the probability of default (PD) and loss given default (LGD) of each category of loan asset. Identification of PD and LGD involves significant judgments and estimates related to forward looking information.</li></ul>	<p>The audit procedures performed for the Holding Company, among others, included:</p> <ul style="list-style-type: none"><li>-Considering the board policies and processes for NPA identification and assessing compliance with the RBI norms.</li><li>-Understanding, evaluating and testing the design and effectiveness of key controls around identification of impaired accounts.</li><li>-Performing other procedures including substantive audit procedures covering the identification of NPAs such as:<ul style="list-style-type: none"><li>• Reading account statements and related information of the borrowers on a sample basis.</li><li>• Performing inquiries with credit and risk departments to ascertain if there were indicators of stress or an occurrence of an event of default in a particular loan account or any product category which needed to be considered as NPA.</li><li>• Holding discussions with the management on sectors where there is perceived credit risk and the steps taken to mitigate the risks to identified sectors.</li></ul></li></ul>
--	---

**Information Other than the Consolidated Ind AS Financial Statements and Auditor's Report Thereon**

The Holding Company's Board of Directors are responsible for the preparation of the other information. The other information comprises the information included in the Annual Report but does not include the Consolidated Ind AS financial statements and our auditor's report thereon. The Annual report is expected to be made available to us after the date of this auditor's report.



Our opinion on the Consolidated Ind AS financial statements does not cover the other information and we do not express any form of assurance conclusion thereon.

In connection with our audit of the Consolidated Ind AS financial statements, our responsibility is to read the other information identified above when it becomes available and, in doing so, consider whether the other information is materially inconsistent with the financial statements or our knowledge obtained during the course of our audit or otherwise appears to be materially misstated.

When we read the Annual Report, if we conclude that there is a material misstatement therein, we are required to communicate the matter to those charged with governance.

#### **Responsibilities of Management and those charged with governance for the Consolidated Ind AS Financial Statements**

The Holding Company's Board of Directors are responsible for the matters stated in Section 134(5) of the Act with respect to the preparation of these Consolidated Ind AS financial statements that give a true and fair view of the Consolidated financial position, Consolidated financial performance, Consolidated changes in equity and Consolidated cash flows of the Group including its Associates and jointly controlled entities in accordance with the accounting principles generally accepted in India, including the Accounting Standards specified under Section 133 of the Act, read with Rule 7 of the Companies (Accounts) Rules, 2014. The respective Board of Directors of the companies included in the Group and of its associates and jointly controlled entities are responsible for maintenance of adequate accounting records in accordance with the provisions of the Act for safeguarding the assets of the Group and for preventing and detecting frauds and other irregularities; selection and application of appropriate accounting policies; making judgments and estimates that are reasonable and prudent; and the design, implementation and maintenance of adequate internal financial controls, that were operating effectively for ensuring accuracy and completeness of the accounting records, relevant to the preparation and presentation of the financial statements that give a true and fair view and are free from material misstatement, whether due to fraud or error, which have been used for the purpose of preparation of the consolidated financial statements by the Directors of the Holding Company, as aforesaid.

In preparing the consolidated financial statements, the respective Board of Directors of the companies included in the Group and of its associates and jointly controlled entities are responsible for assessing the ability of the Group and of its associates and jointly controlled entities to continue as a going concern, disclosing, as applicable, matters related to going concern and using the going concern basis of accounting unless management either intends to liquidate the Group or to cease operations, or has no realistic alternative but to do so.



The respective Board of Directors of the companies included in the Group and of its associates and jointly controlled entities are responsible for overseeing the financial reporting process of the Group and of its associates and jointly controlled entities.

#### **Auditor's Responsibilities for the Audit of the Consolidated Ind AS Financial Statements**

Our objectives are to obtain reasonable assurance about whether the Consolidated Ind AS Financial statements as a whole are free from material misstatement, whether due to fraud or error, and to issue an auditor's report that includes our opinion. Reasonable assurance is a high level of assurance, but is not a guarantee that an audit conducted in accordance with SAs will always detect a material misstatement when it exists. Misstatements can arise from fraud or error and are considered material if, individually or in the aggregate, they could reasonably be expected to influence the economic decisions of users taken on the basis of these Consolidated Ind AS financial statements.

As part of an audit in accordance with SAs, we exercise professional judgment and maintain professional skepticism throughout the audit. We also:

- Identify and assess the risks of material misstatement of the Consolidated Ind AS financial statements, whether due to fraud or error, design and perform audit procedures responsive to those risks, and obtain audit evidence that is sufficient and appropriate to provide a basis for our opinion. The risk of not detecting a material misstatement resulting from fraud is higher than for one resulting from error, as fraud may involve collusion, forgery, intentional omissions, misrepresentations, or the override of internal control.
- Obtain an understanding of internal financial controls relevant to the audit in order to design audit procedures that are appropriate in the circumstances. Under section 143(3)(i) of the Act, we are also responsible for expressing our opinion on whether the Group has adequate internal financial controls system in place and the operating effectiveness of such controls.
- Evaluate the appropriateness of accounting policies used and the reasonableness of accounting estimates and related disclosures made by management.
- Conclude on the appropriateness of management's use of the going concern basis of accounting and, based on the audit evidence obtained, whether a material uncertainty exists related to events or conditions that may cast significant doubt on the Group and its associates and jointly controlled entities to continue as a going concern. If we conclude that a material uncertainty exists, we are required to draw



attention in our auditor's report to the related disclosures in the Consolidated Ind AS financial statements or, if such disclosures are inadequate, to modify our opinion. Our conclusions are based on the audit evidence obtained up to the date of our auditor's report. However, future events or conditions may cause the Group and its associates and jointly controlled entities to cease to continue as a going concern.

- Evaluate the overall presentation, structure and content of the Consolidated Ind AS financial statements, including the disclosures, and whether the Consolidated Ind AS financial statements represent the underlying transactions and events in a manner that achieves fair presentation.
- Obtain sufficient appropriate audit evidence regarding the financial information of the entities or business activities within the Group and its associates and jointly controlled entities to express an opinion on the consolidated financial statements. We are responsible for the direction, supervision and performance of the audit of the financial statements of such entities included in the consolidated financial statements of which we are the independent auditors. For the other entities included in the consolidated financial statements, which have been audited by other auditors, such other auditors remain responsible for the direction, supervision and performance of the audits carried out by them. We remain solely responsible for our audit opinion.

Materiality is the magnitude of misstatements in the Consolidated Ind AS financial statements that, individually or in aggregate, makes it probable that the economic decisions of a reasonably knowledgeable user of the Consolidated Ind AS financial statements may be influenced. We consider quantitative materiality and qualitative factors in planning the scope of our audit work and in evaluating the results of our work; and to evaluate the effect of any identified misstatements in the consolidated Ind AS financial statements.

We communicate with those charged with governance of the Holding Company regarding, among other matters, the planned scope and timing of the audit and significant audit findings, including any significant deficiencies in internal control that we identify during our audit.

We also provide those charged with governance with a statement that we have complied with relevant ethical requirements regarding independence, and to communicate with them all relationships and other matters that may reasonably be thought to bear on our independence, and where applicable, related safeguards.



Rangamani & Co: PH: 0477-2251474  
EMAIL: [rangamanis@rediffmail.com](mailto:rangamanis@rediffmail.com)



Krishnan Retna & Associates: PH: 0477-2476356  
EMAIL: [trivandrum@krishnanretna.com](mailto:trivandrum@krishnanretna.com)



From the matters communicated with those charged with governance, we determine those matters that were of most significance in the audit of the consolidated financial statements of the current period and are therefore the key audit matters. We describe these matters in our auditor's report unless law or regulation precludes public disclosure about the matter or when, in extremely rare circumstances, we determine that a matter should not be communicated in our report because the adverse consequences of doing so would reasonably be expected to outweigh the public interest benefits of such communication.

#### Other Matters

- (a) We did not audit the financial statements / financial information of the subsidiaries, whose financial statements reflect total assets of Rs.10,15,110.04 lakhs as at 31st March, 2023, total revenues of Rs. 1,68,773.18 lakhs and net cash flows amounting to Rs.3,667.35 lakhs for the year ended on that date, as considered in the consolidated Ind AS financial statements.
- (b) This financial statements / financial information has been audited by other auditors whose reports have been furnished to us by the Management and our opinion on the consolidated financial statements, in so far as it relates to the amounts and disclosures included in respect of these subsidiaries, and our report in terms of sub-sections (3) and (11) of Section 143 of the Act, in so far as it relates to the aforesaid subsidiaries, is based solely on the reports of the other auditors.
- (c) Our opinion on the consolidated financial statements, and our report on Other Legal and Regulatory Requirements below, is not modified in respect of the above matters with respect to our reliance on the work done and the reports of the other auditors and the financial statements / financial information.

#### Report on Other Legal and Regulatory Requirements

1. As required by Section 143 (3) of the Act, we report that:
  - a) We have sought and obtained all the information and explanations which to the best of our knowledge and belief were necessary for the purposes of our audit of the aforesaid Consolidated financial statements;
  - b) In our opinion, proper books of account as required by law relating to preparation of the aforesaid consolidated financial statements have been kept so far as it appears from our examination of those books;



Rangamani & Co: PH: 0477-2251474  
EMAIL: rangamanis@rediffmail.com



Krishnan Retna & Associates: PH: 0471-2476356  
EMAIL: trivandrum@krishnanretna.com

c) The Consolidated Balance Sheet, the Consolidated Statement of Profit and Loss (including other Comprehensive Income), the Consolidated Statement of changes in equity and the Consolidated Cash Flow Statement dealt with by this Report are in agreement with the books of account maintained for the purpose of preparation of the Consolidated financial statement;

d) In our opinion, the aforesaid Consolidated Ind AS financial statements comply with the Accounting Standards specified under Section 133 of the Act, read with relevant Rules issued thereunder.

e) On the basis of the written representations received from the directors of the Holding Company as on 31st March, 2023 taken on record by the Board of Directors of the Holding Company, and the reports of the statutory auditors of its subsidiary companies, none of the directors of the Group companies, incorporated in India is disqualified as on 31st March, 2023 from being appointed as a director in terms of Section 164 (2) of the Act.

f) With respect to the adequacy of the internal financial controls over financial reporting of the Group and the operating effectiveness of such controls, refer our separate Report in "Annexure A".

g) With respect to the other matters to be included in the Auditor's Report in accordance with the requirements of Section 197(16) of the Act, as amended, in our opinion and to the best of our information and according to the explanations given to us, the remuneration paid by the Holding Company to its Directors during the year is in accordance with the provisions of Section 197 of the Act.

h) With respect to the other matters to be included in the Auditor's Report in accordance with Rule 11 of the Companies (Audit and Auditors) Rules, 2014, in our opinion and to the best of our information and according to the explanations given to us:

i. The Consolidated Ind AS financial statements disclose the impact of pending litigations on the consolidated financial position of the Group.

ii. The Group did not have any material foreseeable losses on long-term contracts including derivative contracts as at 31 March 2023.



- iii. There has been no delay in transferring amounts, required to be transferred to the Investor Education and Protection Fund by the Holding company and its subsidiaries.
- iv. a) The respective Managements of the Holding Company and its subsidiaries, which are Companies incorporated in India, whose financial statements have been audited under the Act, has represented to us and to the other auditors of such subsidiaries that, to the best of its knowledge and belief, no funds (which are material either individually or in aggregate) have been advanced or loaned or invested (either from borrowed funds or share premium or any other sources or kind of funds) by the Holding Company or any of such subsidiaries, to or in any other person or entity, including foreign entity ("Intermediaries"), with the understanding, whether recorded in writing or otherwise, that the Intermediary shall, whether directly or indirectly lend or invest in other persons or entities identified in any manner whatsoever by or on behalf of the Holding Company or any of such subsidiaries, ("Ultimate Beneficiaries") or provide any guarantee, security or the like on behalf of the Ultimate Beneficiaries;
- b) The respective Management of the Holding Company and its subsidiaries, which are Companies incorporated in India, whose financial statements have been audited under the Act, have represented to us and to the other auditors of such subsidiaries, to the best of its knowledge and belief, no funds (which are material either individually or in aggregate) have been received by the Holding Company or any of such subsidiaries, from any person or entity, including foreign entity ("Funding Parties") with the understanding, whether recorded in writing or otherwise that the Holding Company or any of such subsidiaries shall, whether directly or indirectly, lend or invest in other persons or entities identified in any manner whatsoever by or on behalf of the Funding Party ("Ultimate Beneficiaries") or provide any guarantee, security or the like on behalf of the Ultimate Beneficiaries;
- c) Based on the audit procedures performed that have been considered reasonable and appropriate in the circumstances performed by us on the Holding Company and that performed by the auditors of the subsidiaries, which are Companies incorporated in India whose financial statements have been audited under the Act, nothing has come to our or other auditor's notice that has caused us or the other auditors to believe that the representations under sub-clause (i) and (ii) of Rule 11(e), as provided under (a) and (b) above, contain any material misstatement.



- v. The dividend declared and paid during the year by the Holding Company is in compliance with Section 123 of the Act.
- vi. According to the information and explanations given to us and based on the CARO reports issued by us for the Holding Company and on consideration of CARO reports by statutory auditors of subsidiaries included in the consolidated financial statements of the Holding Company to which reporting under CARO is applicable, we report that there are no qualifications/adverse remarks.

For Rangamani & Co.,  
Chartered Accountants,  
ICAI FRN:003052 S



R. Krishnan  
( Partner )  
M.No.025927



UDIN: 23025927BGZFXC8493

Place: Thiruvananthapuram  
Date: 22-05-2023

For Krishnan Retna & Associates  
Chartered Accountants,  
ICAI FRN: 001536S



Retna Kumaran Nair  
( Partner )  
M.No. 024791



UDIN: 23024791BGRXOT8783

Place: Thiruvananthapuram  
Date: 22-05-2023

## ANNEXURE "A" TO THE INDEPENDENT AUDITORS' REPORT

Referred to in Paragraph 1(f) under 'Report on other Legal and Regulatory Requirements' of the Independent Auditors' Report of even date to the members of Muthoot Fincorp Limited on the Consolidated Ind AS Financial Statements as of and for the year ended 31st March, 2023.

**Report on the Internal Financial Controls Over Financial Reporting under Clause (i) of Sub section 3 of Section 143 of the Companies Act, 2013 ("the Act"):**

In conjunction with our audit of the Consolidated Ind AS Financial Statements of the Company as of and for the year ended March 31, 2023, we have audited the internal financial controls over financial reporting of Muthoot Fincorp Limited (hereinafter referred to as "the Holding Company") and its subsidiary companies, which includes internal financial controls over financial reporting of the Company and its subsidiaries.

### **Management's Responsibility for Internal Financial Controls**

The respective Board of Directors of the Holding Company and its subsidiary companies, are responsible for establishing and maintaining internal financial controls based on the internal control over financial reporting criteria established by the respective Companies considering the essential components of internal control stated in the Guidance Note on Audit of Internal Financial Controls Over Financial Reporting issued by the Institute of Chartered Accountants of India. These responsibilities include design, implementation and maintenance of adequate internal financial controls that were operating effectively for ensuring the orderly and efficient conduct of its business, including adherence to the respective company's policies, the safeguarding of its assets, the prevention and detection of frauds and errors, the accuracy and completeness of the accounting records, and the timely preparation of reliable financial information, as required under the Companies Act, 2013.

### **Auditors' Responsibility**

Our responsibility is to express an opinion on the internal financial controls over financial reporting of the Holding Company and its subsidiary companies, based on our audit. We conducted our audit in accordance with the Guidance Note on Audit of Internal Financial Controls Over Financial Reporting ( the "Guidance Note") and the Standards on Auditing, both issued by the ICAI and deemed to be prescribed under section 143(10) of the Companies Act 2013, to the extent applicable to an audit of internal financial controls. Those Standards and the Guidance Note require that we comply with ethical requirements and plan and perform the audit to obtain reasonable



assurance about whether adequate internal financial controls over financial reporting was established and maintained and if such controls operated effectively in all material respects.

Our audit involves performing procedures to obtain audit evidence about the adequacy of the internal financial controls system over financial reporting and their operating effectiveness. Our audit of internal financial controls over financial reporting included obtaining an understanding of internal financial controls over financial reporting, assessing the risk that a material weakness exists, and testing and evaluating the design and operating effectiveness of internal control based on the assessed risk. The procedures selected depend on the auditor's judgment including the assessment of the risks of material misstatement of the financial statements, whether due to fraud or error.

We believe that the audit evidence we have obtained and the audit evidence obtained by the other auditors of the subsidiary companies are sufficient and appropriate to provide a basis for our audit opinion on the Group's internal financial controls system over financial reporting.

#### **Meaning of Internal Financial Controls over Financial Reporting**

A company's internal financial control over financial reporting is a process designed to provide reasonable assurance regarding the reliability of financial reporting and the preparation of financial statements for external purposes in accordance with generally accepted accounting principles. A company's internal financial control over financial reporting includes those policies and procedures that; (1) pertain to the maintenance of records that, in reasonable detail, accurately and fairly reflect the transactions and dispositions of the assets of the Company; (2) provide reasonable assurance that transactions are recorded as necessary to permit preparation of financial statements in accordance with generally accepted accounting principles, and that receipts and expenditures of the Company are being made only in accordance with authorisations of management and directors of the Company; and (3) provide reasonable assurance regarding prevention or timely detection of unauthorised acquisition, use, or disposition of the company's assets that could have a material effect on the financial statements.

#### **Inherent Limitations of Internal Financial Controls Over Financial Reporting**

Because of the inherent limitations of internal financial controls over financial reporting, including the possibility of collusion or improper management override of controls, material misstatements due to error or fraud may occur and not be detected. Also, projections of any evaluation of the internal financial controls over financial reporting to future periods are subject to the risk that the internal financial control over financial



reporting may become inadequate because of changes in conditions, or that the degree of compliance with the policies or procedures may deteriorate.

### Opinion

In our opinion, to the best of our information and according to the explanations given to us and based on the consideration of the reports of the other auditors referred to in the Other Matters paragraph below, the Holding Company and its subsidiary companies, have, in all material respects, an adequate internal financial controls system over financial reporting and such internal financial controls over financial reporting were operating effectively as at March 31,2023 based on the criteria for internal financial control over financial reporting established by the respective companies considering the essential components of internal control stated in the Guidance Note on Audit of Internal Financial Controls Over Financial Reporting issued by the Institute of Chartered Accountants of India.

### Other Matters

Our aforesaid report under Section 143(3)(i) of the Act on the adequacy and operating effectiveness of the internal financial controls over financial reporting in so far as it relates to the subsidiary companies are based solely on the corresponding reports of the auditors of such company.

Our opinion is not modified in respect of the above matter.

For Rangamani & Co.,  
Chartered Accountants,  
ICAI FRN:003052 S



R. Krishnan  
( Partner )  
M.No.025927



UDIN: 23025927BGZFXC8493  
Place: Thiruvananthapuram  
Date: 22-05-2023

For Krishnan Retna & Associates  
Chartered Accountants,  
ICAI FRN: 001536S



Retna Kumaran Nair A  
( Partner )  
M.No. 024791



UDIN: 23024791BGRXOT8783  
Place: Thiruvananthapuram  
Date: 22-05-2023

**Muthoot FinCorp Limited**
**Consolidated Balance Sheet as at 31st March 2023**
*(Amount in INR Lakhs, except share data and unless otherwise stated)*

Particulars	Note	As at 31st March 2023	As at 31st March 2022
<b>ASSETS</b>			
<b>Financial assets</b>			
Cash and cash equivalents	5	3,35,294.75	3,15,246.43
Bank Balance other cash and cash equivalent	6	57,793.13	41,618.70
Receivables	7		
Trade Receivables		10,349.53	4,319.23
Loans	8	25,72,903.90	22,66,408.66
Investments	9	15,231.46	10,272.71
Other Financial assets	10	15,398.13	14,265.13
<b>Non-financial Assets</b>			
Current tax assets (net)		1,249.67	7,197.71
Deferred tax assets (net)	35	13,547.86	9,959.42
Investment Property	11	26,119.76	30,236.55
Property, Plant and Equipment	12	45,646.57	43,392.79
Intangible assets under development	13	880.25	-
Other Intangible assets	13	1,731.77	1,953.04
Right-of-use assets	14	91,867.68	66,258.57
Other non financial assets	15	25,446.36	31,117.67
<b>Total assets</b>		<b>32,13,460.81</b>	<b>28,42,246.60</b>
<b>LIABILITIES AND EQUITY</b>			
<b>LIABILITIES</b>			
<b>Financial Liabilities</b>			
Payables	16		
(I) Trade Payables			
(i) total outstanding dues of micro enterprises and small enterprises		18.22	6.41
(ii) total outstanding dues of creditors other than micro enterprises and small enterprises		535.71	337.28
(II) Other Payables			
(i) total outstanding dues of micro enterprises and small enterprises		813.40	79.03
(ii) total outstanding dues of creditors other than micro enterprises and small enterprises		4,797.02	5,701.66
Debt Securities	17	4,41,658.04	4,47,341.02
Borrowings (other than debt securities)	18	18,94,542.99	16,01,091.91
Lease Liability	14	1,02,702.92	74,233.11
Subordinated Liabilities	19	2,27,858.69	2,41,026.38
Other Financial liabilities	20	1,01,292.77	91,753.39
<b>Non-financial Liabilities</b>			
Current tax liabilities (net)		2,305.00	58.26
Provisions	21	1,619.57	1,190.56
Deferred tax liabilities (net)	35	6,122.67	3,995.14
Other non-financial liabilities	22	3,475.45	2,316.40
<b>Equity</b>			
Equity share capital	23	19,370.56	19,370.56
Other equity	24	3,53,987.03	2,99,408.96
<b>Equity attributable to equity holders of the parent</b>		<b>3,73,357.59</b>	<b>3,18,779.52</b>
Non-controlling interest		52,360.77	54,336.53
<b>Total Equity</b>		<b>4,25,718.36</b>	<b>3,73,116.05</b>
<b>Total Liabilities and Equity</b>		<b>32,13,460.81</b>	<b>28,42,246.60</b>

*See accompanying notes to the Financial Statements*

1 to 4

In terms of our joint report of even date attached

**For Rangamani & Co.**

Chartered Accountants

Firm Regn. No. 003052S

**For Krishnan Retna & Associates**

Chartered Accountants

Firm Regn. No. 001536S

**For and on behalf of the Board of Directors,**
**Thomas John Muthoot**

Managing Director

DIN: 00011618

Place: Thiruvananthapuram

**Thomas George Muthoot**

Director

DIN: 00011552

Place: Kochi

**CA. Krishnan R**

Partner

Membership No.025927

Place: Thiruvananthapuram

**CA. Retna Kumaran Nair A**

Partner

Membership No.024791

Place: Thiruvananthapuram

**Thomas Muthoot**

Executive Director and

Chief Financial Officer

DIN: 00082099

Place: Kochi

**Sachu Sivas**

Company Secretary

Place: Thiruvananthapuram

Date: May 22, 2023



**Muthoot FinCorp Limited**

**Consolidated statement of Profit and Loss for the year ended 31st March 2023**

(Amount in INR Lakhs, except share data and unless otherwise stated)

Particulars	Notes	For the year ended 31st March 2023	For the year ended 31st March 2022
<b>Revenue from operations</b>			
Interest income	25	4,82,757.07	4,10,064.31
Dividend income		21.29	17.44
Rental income		469.96	391.43
Fees and commission income		12,845.63	10,189.03
Net Gain on fair value changes	26	11,064.95	8,982.37
Net gain on derecognition of financial instruments under amortised cost category		-	37.53
Sale of service		92.54	86.36
Others	27	5,737.27	5,586.83
<b>Total Revenue from operations</b>		<b>5,12,988.70</b>	<b>4,35,355.30</b>
Other Income	28	2,143.83	158.05
<b>Total Income</b>		<b>5,15,132.53</b>	<b>4,35,513.34</b>
<b>Expenses</b>			
Finance costs	29	2,23,251.68	2,07,407.01
Fees and commission expenses		2,252.54	1,443.78
Impairment on financial instruments	30	28,808.90	19,061.91
Employee benefits expenses	31	98,739.11	82,912.41
Depreciation, amortization and impairment	32	21,627.70	23,583.84
Other expenses	33	53,222.07	45,418.18
<b>Total Expenses</b>		<b>4,27,901.99</b>	<b>3,79,827.13</b>
<b>Profit before tax</b>		<b>87,230.54</b>	<b>55,686.22</b>
Tax Expense:			
(1) Current tax	36	25,252.16	16,820.60
(2) Deferred tax charge / (credit)	36	(2,663.94)	(2,389.50)
<b>Profit for the year</b>		<b>64,642.33</b>	<b>41,255.11</b>
<b>Other Comprehensive Income</b>			
(i) Items that will not be reclassified to profit or loss			
Remeasurement of the defined benefit liabilities		(154.93)	18.33
Net gain / (loss) on equity instruments measured through other comprehensive income		(513.48)	(62.09)
Cost of Hedging		(38.06)	-
(ii) Income tax relating to items that will not be reclassified to profit or loss		177.86	11.63
<b>Subtotal (A)</b>		<b>(528.61)</b>	<b>(32.12)</b>
(i) Items that will be reclassified to profit or loss			
Remeasurement of loan assets		5,488.45	4,491.27
Cash Flow Hedging Reserve		(2.05)	-
(ii) Income tax relating to items that will be reclassified to profit or loss		(1,380.92)	(1,130.45)
<b>Subtotal (B)</b>		<b>4,105.47</b>	<b>3,360.82</b>
<b>Other Comprehensive Income (A+B)</b>		<b>3,576.86</b>	<b>3,328.70</b>
<b>Total Comprehensive Income for the year</b>		<b>68,219.18</b>	<b>44,583.81</b>
<b>Profit for the year attributable to</b>			
Equity holders of the parent		58,877.43	39,170.72
Non-controlling interest		5,764.90	2,084.40
<b>Total Comprehensive income for the year, net of tax</b>			
Equity holders of the parent		61,198.89	41,322.42
Non-controlling interest		7,020.30	3,261.39
<b>Earnings per equity share</b>	34		
Basic (INR)		30.40	20.22
Diluted (INR)		29.26	19.60

See accompanying notes to the financial statements

1 to 4

In terms of our joint report of even date attached

**For Rangamani & Co.**

Chartered Accountants

Firm Regn. No. 003052S

**For Krishnan Retna & Associates**

Chartered Accountants

Firm Regn. No. 001536S

**For and on behalf of the Board of Directors,**

**Thomas John Muthoot**

Managing Director

DIN: 00011618

Place: Trivandrum

**Thomas George Muthoot**

Director

DIN: 00011552

Place: Kochi

**CA. Krishnan R**

Partner

Membership No.025927

Place: Thiruvananthapuram

**CA. Retna Kumaran Nair A**

Partner

Membership No.024791

Place: Thiruvananthapuram

**Thomas Muthoot**

Executive Director &

Chief Financial Officer

DIN: 00082099

Place: Kochi

**Sachu Sivas**

Company Secretary

Place: Thiruvananthapuram

Date: May 22, 2023

**Muthoot Fincorp Limited**  
**Consolidated cash flow statement for the year ended 31st March 2023**  
*(Amount in Rs. Lakhs, except share data and unless otherwise stated)*

Particulars	For the year ended March 31, 2023	For the year ended March 31, 2022
<b>A. Cash flow from operating activities</b>		
<b>Profit before tax</b>	<b>87,230.54</b>	<b>55,686.22</b>
<i>Adjustments to reconcile profit before tax to net cash flows:</i>		
Depreciation on Property, plant and equipment	5,624.89	6,574.74
Depreciation on Right of Use Assets	15,187.34	16,371.61
Depreciation on intangibles	815.47	637.49
Finance Cost	2,23,251.68	2,07,407.01
Dividend Income	(21.29)	(17.44)
Unrealised fair value adjustments	88.79	120.71
Profit on sale of investment	(11,153.74)	(9,103.07)
Profit on sale of PPE/Investment Property	(491.84)	-
Impairment of loan assets	7,850.67	8,575.75
Bad debts written off	23,303.70	10,486.17
Impairment on assets held for sale	336.37	138.38
Ind AS Adjustments for leases	(1,404.17)	(885.32)
Adjustment towards effective interest rate in respect of borrowings	(2,591.26)	(4,172.98)
Share based payments	428.10	119.23
Interest on lease liabilities	10,145.50	6,901.55
<b>Operating Profit Before Working Capital Changes</b>	<b>3,58,600.74</b>	<b>2,98,840.05</b>
<b>Adjustments for Working capital changes:</b>		
(Increase)/Decrease in trade receivables	(6,030.30)	(1,486.29)
(Increase)/Decrease in Bank balances other than cash and cash equivalents	(237.46)	6,944.08
(Increase)/Decrease in loan assets	(3,18,661.95)	18,667.12
(Increase)/Decrease in other financial assets	(2,109.72)	2,664.11
(Increase)/Decrease in other non financial assets	2,989.46	1,533.21
Increase/(Decrease) in trade and other payables	39.97	3,682.63
Increase/(Decrease) in other financial liabilities	5,076.04	(7,349.45)
Increase/(Decrease) in other non financial liabilities	1,159.05	400.81
Increase/(Decrease) in provisions	583.95	(1,517.30)
<b>Operating profit before tax</b>	<b>41,409.78</b>	<b>3,22,378.97</b>
Finance Cost Paid	(2,19,302.57)	(1,93,825.32)
Taxes paid	(17,057.38)	(21,999.34)
<b>Net cash used in operating activities</b>	<b>(1,94,950.17)</b>	<b>1,06,554.31</b>
<b>B. Cash flow from Investing activities</b>		
Sale / Redemption of investments	54,046.60	720.54
Fresh investments made	(82,313.63)	(4,402.58)
Purchase of property, plant and equipment	(9,909.54)	(5,008.82)
Sale of property, plant and equipment & investment property	5,165.00	0.39
Increase in fixed deposit	(14,960.25)	(4,307.52)
Dividend income	21.29	17.44
<b>Net cash used in investing activities</b>	<b>(47,950.52)</b>	<b>(12,980.55)</b>
<b>C. Cash flow from Financing activities</b>		
Redemption of debt securities	(6,198.72)	(35,218.61)
Funds borrowed	2,95,485.68	1,46,692.17
Decrease in subordinated liability	(12,095.29)	(9,201.75)
Payment of lease liability	(21,067.96)	(19,575.16)
Payment of dividend	(1,355.94)	(11,622.33)
Proceeds from issue of equity shares for ESOP	2,721.58	0.01
Proceeds from issue of preference shares	8,181.25	51,550.57
Proceeds from treasury shares	(2,721.58)	67.94
<b>Net cash flows from financing activities</b>	<b>2,62,949.00</b>	<b>1,22,692.84</b>
<b>D Net increase in cash and cash equivalents</b>	<b>20,048.32</b>	<b>2,16,266.60</b>
Net cash and Cash Equivalents at beginning of the year	3,15,246.43	98,979.83
<b>Cash and cash equivalents at 31st March 2023 / 31st March 2022</b>	<b>3,35,294.75</b>	<b>3,15,246.43</b>

See accompanying notes to the financial statements

In terms of our joint report of even date attached  
**For Rangamani & Co.**  
Chartered Accountants  
Firm Regn. No. 003052S

**For Krishnan Retna & Associates**  
Chartered Accountants  
Firm Regn. No. 001536S

For and on behalf of the Board of Directors,

**CA. Krishnan R**  
Partner  
Membership No.025927  
Place: Thiruvananthapuram

**CA. Retna Kumaran Nair A**  
Partner  
Membership No.024791  
Place: Thiruvananthapuram

**Thomas John Muthoot**  
Managing Director  
DIN: 00011618  
Place: Trivandrum

**Thomas George Muthoot**  
Director  
DIN: 00011552  
Place: Kochi

**Thomas Muthoot**  
Executive Director and  
Chief Financial Officer  
DIN: 00082099  
Place: Kochi

**Sachu Sivas**  
Company Secretary  
Place: Thiruvananthapuram

Date: May 22, 2023

**Muthoot FinCorp Limited**

**Consolidated statement of changes in equity for the year ended 31st March 2023**

(Amount in INR Lakhs, except share data and unless otherwise stated)

**A. Equity Share Capital**

Equity shares of INR 10/- each issued, subscribed and fully paid

Particulars	No. of shares	Amount
<b>Equity shares of INR 10 each issued, subscribed and fully paid</b>		
As at April 1, 2021	19,37,05,560.00	19,370.56
Issued during the year	-	-
<b>As at March 31, 2022</b>	<b>19,37,05,560.00</b>	<b>19,370.56</b>
Issued during the year	-	-
<b>As at March 31, 2023</b>	<b>19,37,05,560.00</b>	<b>19,370.56</b>

**B. Other Equity**

Particulars	Reserves and Surplus							Other Comprehensive Income				Total attributable to equity holders of the parent	Total non-controlling interest	Total
	Securities Premium Reserve	Statutory Reserve (Pursuant to Section 45-IC of the RBI Act 1934)	Statutory Reserve (Pursuant to Section 29C of the NHB Act 1987)	Retained Earnings	General Reserve	Treasury shares	Employee stock options outstanding	Equity Instruments through Other Comprehensive income	Actuarial valuation of gratuity impact through Other Comprehensive Income	Changes in value of forward element of gain/(loss) on hedging instruments	Loan assets through other comprehensive income			
<b>Balance as on 31st March 2021</b>	<b>38,129.85</b>	<b>55,945.97</b>	<b>1,668.56</b>	<b>1,50,180.30</b>	<b>21.42</b>	-	<b>229.36</b>	<b>(1,520.12)</b>	<b>(46.46)</b>	-	<b>2,953.67</b>	<b>2,47,562.54</b>	<b>36,536.95</b>	<b>2,84,099.49</b>
Profit for the year	-	-	-	39,170.72	-	-	-	-	-	-	-	39,170.72	2,084.40	41,255.12
Other Comprehensive Income (net of taxes)	-	-	-	-	-	-	-	(45.89)	59.73	-	2,137.86	2,151.70	1,177.00	3,328.70
Changes during the year in employee stock options outstanding	-	-	-	67.95	(12.49)	-	131.72	-	-	-	-	187.18	-	187.18
Proceeds on transfer during the year	-	-	-	-	64.70	-	(64.70)	-	-	-	-	-	-	-
Transfer to Reserves u/s. 45-IC of RBI Act, 1934	-	7,884.98	-	(7,884.98)	-	-	-	-	-	-	-	-	-	-
Transfer to Reserves u/s. 29-C of NHB Act, 1987	-	-	400.00	(400.00)	-	-	-	-	-	-	-	-	-	-
Dividend Paid	-	-	-	(11,622.33)	-	-	-	-	-	-	-	(11,622.33)	-	(11,622.33)
Provision for proposed dividend	-	-	-	(0.02)	-	-	-	-	-	-	-	(0.02)	-	(0.02)
Tax relating to prior years	-	-	-	(53.21)	-	-	-	-	-	-	-	(53.21)	-	(53.21)
Proceeds on issue of Compulsorily Convertible Preference Shares	-	-	-	22,031.42	-	-	-	-	-	-	-	22,031.42	14,519.15	36,550.57
Adjustments to NCI	-	-	-	-	(19.03)	-	-	-	-	-	-	(19.03)	19.03	-
<b>Balance as on 31st March 2022</b>	<b>38,129.85</b>	<b>63,830.95</b>	<b>2,068.56</b>	<b>1,91,489.84</b>	<b>54.60</b>	-	<b>296.38</b>	<b>(1,566.01)</b>	<b>13.267</b>	-	<b>5,091.528</b>	<b>2,99,408.97</b>	<b>54,336.53</b>	<b>3,53,745.50</b>
Profit for the year	-	-	-	58,877.43	-	-	-	-	-	-	-	58,877.43	5,764.90	64,642.33
Other Comprehensive Income (net of taxes)	-	-	-	-	-	-	-	(384.21)	(61.781)	(24.224)	2,791.68	2,321.46	1,255.39	3,576.86
Changes during the year in employee stock options outstanding	-	-	-	-	(6.05)	-	434.17	-	-	-	-	428.13	-	428.13
Proceeds on transfer during the year	-	-	-	(2,721.58)	-	-	-	-	-	-	-	(2,721.58)	-	(2,721.58)
Transfer to Reserves u/s. 45-IC of RBI Act, 1934	-	12,473.97	-	(12,473.97)	-	-	-	-	-	-	-	-	-	-
Transfer to Reserves u/s. 29-C of NHB Act, 1987	-	-	550.00	(550.00)	-	-	-	-	-	-	-	-	-	-
Dividend Paid	-	-	-	(1,355.94)	-	-	-	-	-	-	-	(1,355.94)	-	(1,355.94)
Tax relating to prior years	-	-	-	354.76	-	-	-	-	-	-	-	354.76	-	354.76
Purchase of shares of subsidiary	-	-	-	(3,326.19)	-	-	-	-	-	-	-	(3,326.19)	(19,898.81)	(23,225.00)
Proceeds on issue of Equity shares	-	-	-	-	-	-	-	-	-	-	-	-	2,721.57	2,721.57
Proceeds on issue of Compulsorily Convertible Preference Shares	-	-	-	-	-	-	-	-	-	-	-	-	8,181.19	8,181.19
<b>Balance as on 31st March 2023</b>	<b>38,129.85</b>	<b>76,304.92</b>	<b>2,618.56</b>	<b>2,30,294.35</b>	<b>48.56</b>	-	<b>730.55</b>	<b>(1,950.22)</b>	<b>(48.51)</b>	<b>(24.22)</b>	<b>7,883.21</b>	<b>3,53,987.03</b>	<b>52,360.77</b>	<b>4,06,347.80</b>

See accompanying notes to the Financial Statements

In terms of our joint report of even date attached

**For Rangamani & Co.**

Chartered Accountants  
Firm Regn. No. 003052S

**For Krishnan Retna & Associates**

Chartered Accountants  
Firm Regn. No. 001536S

**For and on behalf of the Board of Directors,**

**Thomas John Muthoot**  
Managing Director  
DIN: 00011618  
Place: Thiruvananthapuram

**Thomas George Muthoot**  
Director  
DIN: 00011552  
Place: Kochi

**CA. Krishnan R**

Partner  
Membership No.025927  
Place: Thiruvananthapuram

**CA. Retna Kumaran Nair A**

Partner  
Membership No.024791  
Place: Thiruvananthapuram

**Thomas Muthoot**  
Executive Director and  
Chief Financial Officer  
DIN: 00082099  
Place: Kochi

**Sachu Sivas**  
Company Secretary  
Place: Thiruvananthapuram

Date: May 22, 2023

**Muthoot FinCorp Limited**  
**Notes forming part of consolidated financial statements**

**Significant Accounting Policies**

**1. Corporate Information**

Muthoot FinCorp Limited, (the Company), is a Public Limited Company, incorporated on June 10, 1997 under the provisions of Companies Act, 1956. The Company is a Non-Deposit Accepting Non-Banking Financial Company (NBFC) registered with Reserve Bank of India (RBI) and is classified as a Non- Deposit Taking Systematically Important Loan Company (NDSI).

Muthoot FinCorp Limited, the flagship company of the Muthoot Pappachan Group, together with its subsidiaries (collectively, the Group), provides a diverse mix of retail offerings catering to the various needs of its customers and is primarily engaged in business of Gold Loans through its branch network across India. The Group also offers SME Loans, Forex Services, Money Transfer Services and Wealth Management Services to its customers in its strive to be the most trusted financial service provider. The Company is engaged in real estate business to a very limited extent. The Company's registered office is at Muthoot Centre, TC No.14/2074-7, Punnen Road, Thiruvananthapuram, Kerala, India. The Registration details of the Company are as follows:

Corporate Identity Number (CIN): U65929KL1997PLC011518

Reserve Bank of India Registration no.: N - 16.00170

The Company has 3 subsidiaries, Muthoot Housing Finance Company Limited (or "MHFCL" or "Muthoot Housing"), Muthoot Pappachan Technologies Limited (or "MPT") and Muthoot Microfin Limited (or "MML" or "Muthoot Microfin") (formerly known as Pancharatna Securities Limited), which are incorporated in India.

Muthoot Housing Finance Company Limited (MHFCL) is a public company domiciled in India and incorporated under provision of the Companies Act, 1956 having Corporate Identity Number (CIN) - U65922KL2010PLC025624, registered with the National Housing Bank ("NHB") under Section 29 A of the National Housing Bank Act, 1987 and primarily engaged in housing finance activities. The company was incorporated on 05th March 2010, and received the Certificate of Registration from the NHB on 11th February 2011, enabling the company to carry on business as a Housing Finance Company without accepting Public Deposits. The Company received its Certificate of Commencement of Business on 1st June 2011.

Muthoot Pappachan Technologies Private Limited (MPT) having Corporate Identity Number (CIN) - U72200KL2012PLC032664 was initially registered as a Private Limited Company on 16th November 2012. Later, it was converted to Muthoot Pappachan Technologies Limited on 5th July 2013. Based in the Technopark campus at Thiruvananthapuram, the company provides consulting-led integrated portfolio of Information Technology (IT) and IT enabled services to its clients. The company in short, aims at providing software solution as service to its customers.

Muthoot Microfin Limited (MML) was incorporated as a Private Limited Company in the year 1992 under the erstwhile Companies Act, 1956 having Corporate Identity Number (CIN) - U65922KL2010PLC025624. Effective from 18 March 1998, the Company was registered as a non-deposit accepting Non-Banking Financial Company (NBFC-ND) under the rules and regulations framed by the Reserve Bank of India. The company has obtained registration under the category of Non-Banking Financial Company – Micro Finance Institutions (NBFC-MFI) w.e.f. 25 March 2015. The operations of the Company are based on the Grameen model of lending. It is designed to promote entrepreneurship among women and inclusive growth. The Company provides financial assistance through micro loans to women engaged in small income generating activities.

**2. Basis of preparation**

**2.1 Statement of Compliance**

The consolidated financial statements (CFS) of the Group have been prepared in accordance with Indian Accounting Standards (Ind AS) notified under the Companies (Indian Accounting Standards) Rules, 2015 (as amended from time to time) and notified under section 133 of the Companies Act, 2013 (the Act) along with other relevant provisions of the Act, the Master Direction – Non-Banking Financial Company – Systemically Important Non-Deposit taking Company and Deposit taking Company (Reserve Bank) Directions, 2016 ('the NBFC Master Directions') issued by RBI and National Housing Bank Guidelines/Regulations ('NHB directions') and notification for Implementation of Indian Accounting Standard vide circular RBI/2019-20/170 DOR(NBFC).CC.PD. No.109/22.10.106/2019-20 dated 13 March 2020 ('RBI Notification for Implementation of Ind AS') issued by RBI to the extent applicable.

**Muthoot FinCorp Limited**  
**Notes forming part of consolidated financial statements**

The financial statements are prepared on a going concern basis, as the Management is satisfied that the Group shall be able to continue its business for the foreseeable future and no material uncertainty exists that may cast significant doubt on the going concern assumption.

**2.2 Presentation of financial Statements**

The Group presents its Balance Sheet in order of liquidity. The Group prepares and presents its Balance Sheet, the Statement of Profit and Loss and the Statement of Changes in Equity in the format prescribed by Division III of Schedule III to the Act. The Statement of Cash Flows has been prepared and presented as per the requirements of Ind AS 7 ‘Statement of Cash Flows’.

The Group generally reports financial assets and financial liabilities on a gross basis in the Balance Sheet. They are offset and reported net only when Ind AS specifically permits the same or it has an unconditional legally enforceable right to offset the recognised amounts without being contingent on a future event. Similarly, the Group offsets incomes and expenses and reports the same on a net basis when permitted by Ind AS specifically unless they are material in nature.

**2.3 Principles of consolidation**

The consolidated financial statements incorporate the financial statements of the Parent Company and all its subsidiaries, being the entities that it controls from the date control is gained. Control is evidenced where the investor is exposed, or has rights, to variable returns from its involvement with the investee and has the ability to affect those returns through its power over the investee. Power is demonstrated through existing rights that give the ability to direct relevant activities, which significantly affect the entity’s returns. The financial statements of subsidiaries are prepared for the same reporting year as the Parent Company. Where necessary, adjustments are made to the financial statements of subsidiaries to align the accounting policies in line with accounting policies of the Parent Company.

These consolidated financial statements are prepared on the following basis in accordance with Ind AS 110 on “Consolidated Financial Statements” specified under Section 133 of the Act. Following subsidiary companies have been considered in the preparation of the consolidated financial statements:

Name of the Company	Country of incorporation	Consolidated as	% equity shareholding of MFL (Current Year)	% equity shareholding of MFL (Previous Year)
Muthoot Housing Finance Company Limited	India	Subsidiary	80.66%	80.66%
Muthoot Pappachan Technologies Limited	India	Subsidiary	60.00%	60.00%
Muthoot Microfin Limited	India	Subsidiary	72.36%	63.61%

**i) Subsidiaries**

Subsidiaries are entities controlled by the Group. The Group controls an entity when it is exposed to, or has rights to, variable returns from its involvement with the entity and has the ability to affect those returns through its power over the entity. The financial statements of subsidiaries are included in the consolidated financial statements from the date on which controls commences until the date on which control ceases.

**ii) Non-controlling interest (“NCI”)**

NCI are measured at their proportionate share of the acquiree’s net identifiable assets at the date of acquisition. Changes in the Group’s equity interest in a subsidiary that do not result in a loss of control are accounted for as equity transactions.

**iii) Loss of control**

When the Group loses control over a subsidiary, it derecognises the assets and liabilities of the subsidiary, and any related NCI and other component of equity. Any interest retained in the former subsidiary is measured at fair value at the date the control is lost. Any resulting gain or loss is recognised in the statement of profit and loss.

**iv) Transactions eliminated on consolidation**

The financial statements of the Holding Company and its subsidiary used in the consolidation procedure are drawn up to the same reporting date i.e. March 31, 2023. The financial statements of the Holding Company and its subsidiary are combined on a line-by-line basis by adding together the book values of like items of assets, liabilities, income and expenses. Intra-group balances and transactions, and unrealized income and expenses arising from intra-group transactions, are eliminated. Unrealized losses are eliminated in the same way as unrealized gains, but only to the extent that there is no evidence of impairment. The Group follows uniform accounting policies for like transactions and other events in similar circumstances. For additional information as required by Paragraph 2 of the General Instructions for preparation of Consolidated Financial Statements to Schedule III to the Companies Act, 2013, refer Note 50.

**2.4 Basis of measurement**

The financial statements have been prepared on a historical cost basis, except for following assets and liabilities which have been measured at fair value:

- i) Investments in equity instruments at fair value through other comprehensive income (FVOCI)
- ii) Financial assets and liabilities designated at fair value through profit or loss (FVTPL)
- iii) Financial assets measured at fair value through other comprehensive income (FVOCI)
- iv) Investments which are held for trading
- v) Assets held for sale are measured at fair value less cost to sell or carrying value whichever is lower
- vi) Defined benefit plans.
- vii) Derivative Financial Instruments

**2.5 Functional and presentation currency**

The financial statements are presented in Indian Rupees (INR) which is also functional currency of the Group and the currency of the primary economic environment in which the Group operates. All values are rounded to the nearest lakhs, except when otherwise indicated.

**3. Significant accounting policies**

**3.1 Recognition of interest income**

Interest income is recognised by applying the Effective Interest Rate (EIR) to the gross carrying amount of financial assets other than credit-impaired assets and financial assets classified as measured at FVTPL.

The EIR in case of a financial asset is computed

- a. As the rate that exactly discounts estimated future cash receipts through the expected life of the financial asset to the gross carrying amount of a financial asset.
- b. By considering all the contractual terms of the financial instrument in estimating the cash flows.
- c. Including all fees received between parties to the contract that are an integral part of the effective interest rate, transaction costs, and all other premiums or discounts.

Any subsequent changes in the estimation of the future cash flows is recognised in interest income with the corresponding adjustment to the carrying amount of the assets.

**3.2. Recognition of revenue from sale of goods and services**

Revenue (other than for financial instruments) is measured at fair value of the consideration received or receivable. Ind AS 115 Revenue from contracts with customers outlines a single comprehensive model of accounting for revenue arising from contracts with customers and supersedes current revenue recognition guidance found within Ind ASs.

The Group recognises revenue from contracts with customers based on a five-step model as set out in Ind 115:

**Step 1:** Identify contract(s) with a customer: A contract is defined as an agreement between two or more parties that creates enforceable rights and obligations and sets out the criteria for every contract that must be met.

**Muthoot FinCorp Limited**  
**Notes forming part of consolidated financial statements**

**Step 2:** Identify performance obligations in the contract: A performance obligation is a promise in a contract with a customer to transfer a good or service to the customer.

**Step 3:** Determine the transaction price: The transaction price is the amount of consideration to which the Group expects to be entitled in exchange for transferring promised goods or services to a customer, excluding amounts collected on behalf of third parties.

**Step 4:** Allocate the transaction price to the performance obligations in the contract: For a contract that has more than one performance obligation, the Group allocates the transaction price to each performance obligation in an amount that depicts the amount of consideration to which the Group expects to be entitled in exchange for satisfying each performance obligation.

**Step 5:** Recognise revenue when (or as) the Group satisfies a performance obligation

Revenue from contract with customer for rendering services is recognised at a point in time when performance obligation is satisfied.

**3.2.1 Dividend income**

Dividend income is recognised when the Group's right to receive the payment is established, it is probable that the economic benefits associated with the dividend will flow to the entity and the amount of the dividend can be measured reliably.

**3.2.2 Income from assignment transactions**

Income from assignment transactions i.e., present value of excess interest spread is recognised when the related loan assets are de-recognised. Interest income is also recognised on carrying value of assets over the remaining period of such assets.

**3.2.3 Rental Income**

Rental income arising from operating leases is accounted for on a straight-line basis over the lease terms and is included in rental income in the statement of profit and loss, unless the increase is in line with expected general inflation, in which case lease income is recognised based on contractual terms.

**3.2.4 Fees and commission income**

Fees and commission income such as service charges, commission from fee-based business lines, service income etc. are recognised on point in time basis.

**3.2.5 Miscellaneous Income**

All other income is recognized on an accrual basis, when there is no uncertainty in the ultimate realization/collection.

**3.3 Financial instruments**

**A. Financial Asset**

**3.3.1 Initial recognition**

All financial assets are recognised initially at fair value plus, in the case of financial assets not recorded at fair value through profit or loss, transaction costs that are attributable to the acquisition of the financial asset.

Loans are recognised when funds are transferred to the customers' account. Investments are recognised on the date when the Company becomes party to the contractual provisions. The Group recognises debt securities, deposits and borrowings when funds reach the Group and post allotment, where applicable.

**3.3.2 Initial and subsequent measurement of financial instruments**

The Group classifies its financial assets into the following measurement categories:

1. Debt instruments at amortised cost
2. Debt instruments at fair value through other comprehensive income (FVTOCI).
3. Debt instruments, derivatives and equity instruments at fair value through profit or loss (FVTPL).
4. Equity instruments measured at fair value through other comprehensive income FVTOCI.

**Muthoot FinCorp Limited**  
**Notes forming part of consolidated financial statements**

The classification depends on the contractual terms of the financial assets' cash flows and the Group's business model for managing financial assets which are explained below:

Business model assessment

The Group determines its business model at the level that best reflects how it manages groups of financial assets to achieve its business objective.

The Group's business model is not assessed on an instrument-by-instrument basis, but at a higher level of aggregated portfolios and is based on observable factors such as:

- ▶ How the performance of the business model and the financial assets held within that business model are evaluated and reported to the entity's key management personnel
- ▶ The risks that affect the performance of the business model (and the financial assets held within that business model) and the way those risks are managed
- ▶ How managers of the business are compensated (for example, whether the compensation is based on the fair value of the assets managed or on the contractual cash flows collected)
- ▶ The expected frequency, value and timing of sales are also important aspects of the Group's assessment.
- ▶ The business model assessment is based on reasonably expected scenarios without taking 'worst case' or 'stress case' scenarios into account. If cash flows after initial recognition are realised in a way that is different from the Group's original expectations, the Group does not change the classification of the remaining financial assets held in that business model, but incorporates such information when assessing newly originated or newly purchased financial assets going forward.

The SPPI test

As a second step of its classification process, the Group assesses the contractual terms of financial assets to identify whether they meet the SPPI test.

'Principal' for the purpose of this test is defined as the fair value of the financial asset at initial recognition and may change over the life of the financial asset (for example, if there are repayments of principal or amortisation of the premium/discount).

In making this assessment, the Group considers whether the contractual cash flows are consistent with a basic lending arrangement i.e. interest includes only consideration for the time value of money, credit risk, other basic lending risks and a profit margin that is consistent with a basic lending arrangement. Where the contractual terms introduce exposure to risk or volatility that are inconsistent with a basic lending arrangement, the related financial asset is classified and measured at fair value through profit or loss.

The Group classifies its financial liabilities at amortised costs unless it has designated liabilities at fair value through the profit and loss account or is required to measure liabilities at fair value through profit or loss such as derivative liabilities.

**3.3.3 Financial assets measured at amortised cost**

A 'debt instrument' is measured at amortised cost if both the following conditions are met:

- a. The financial asset is held within a business model with the objective to hold financial assets to collect contractual cash flows and
- b. The contractual terms of the financial asset give rise on specified dates to cash flows that are solely payments of principal and interest (SPPI) on the principal amount outstanding.

After initial measurement at fair value plus directly attributable costs, these financial assets are subsequently measured at amortised cost using the effective interest rate (EIR) method. Amortised cost is calculated by considering any discount or premium on acquisition and fees or costs that are an integral part of the EIR. The EIR amortisation is included in interest income in the profit or loss. The losses arising from impairment are recognised in the Statement of Profit and Loss. Any gain or loss on derecognition is also recognised in statement of profit and loss.

**3.3.4 Financial assets measured at fair value through other comprehensive income**

A 'debt instrument' is measured at fair value through other comprehensive income if both the following conditions are met:

- a. The financial asset is held within a business model with the objective to hold financial assets to collect contractual cash flows and selling the assets and



**Muthoot FinCorp Limited**  
**Notes forming part of consolidated financial statements**

- b. The contractual terms of the financial asset give rise on specified dates to cash flows that are solely payments of principal and interest (SPPI) on the principal amount outstanding

Debt instruments included within the FVOCI category are measured at each reporting date at fair value with such changes being recognised in other comprehensive income (OCI). The interest income on these assets is recognised in profit or loss. Impairment losses or reversals, interest revenue and foreign exchange gains and losses are recognised in profit and loss. Upon disposal, the cumulative gain or loss previously recognised in other comprehensive income is reclassified from equity to the income statement.

### **3.3.5 Financial Instrument measured at fair value through profit or loss**

Any debt instrument, which does not meet the criteria for categorization as at amortized cost or as FVTOCI, is classified as at FVTPL. In addition, debt instruments that meet the amortised cost criteria or the FVTOCI criteria but are designated as at FVTPL are measured at FVTPL.

A financial asset that meets the amortised cost criteria or debt instruments that meet the FVOCI criteria may be designated as at FVTPL upon initial recognition, if such designation eliminates or significantly reduces a measurement or recognition inconsistency that would arise from measuring assets or liabilities or recognising the gains and losses on them on different bases.

Group's investment is classified as FVTPL, if it is acquired or incurred principally for the purpose of selling or repurchasing in the near term, or forms part of a portfolio of financial instruments that are managed together and for which there is evidence of short-term profit taking.

Financial instruments held at fair value through profit or loss, are initially recognised at fair value, with transaction costs recognised in the income statement as incurred. Subsequently, they are measured at fair value and any gains or losses are recognised in the income statement as they arise.

### **3.3.6 Equity instruments**

The Group subsequently measures investment in equity investments at fair value through profit or loss, unless the Group's management has elected to classify irrevocably some of its equity investments as equity instruments at FVOCI, when such instruments meet the definition of definition of Equity under Ind AS 32 *Financial Instruments: Presentation* and are not held for trading. Such classification is determined on an instrument-by-instrument basis.

Gains and losses on these equity instruments classified at FVOCI are never recycled to profit or loss. Dividends are recognised in profit or loss as dividend income when the right of the payment has been established, except when the Group benefits from such proceeds as a recovery of part of the cost of the instrument, in which case, such gains are recorded in OCI.

## **B. Financial Liabilities**

### *Initial recognition and measurement*

All financial liabilities are initially recognised at fair value. Transaction cost that are directly attributable to the acquisition or the issue of financial liability, which are not at fair value through profit or loss, are adjusted to fair value at initial recognition.

### *Subsequent measurement*

Financial liabilities are subsequently carried at amortized cost using the effective interest method.

## **3.4 Derecognition of financial assets and liabilities**

### **3.4.1 Financial Asset**

A financial asset (or, where applicable, a part of a financial asset or part of a group of similar financial assets) is derecognised when the rights to receive cash flows from the financial asset have expired. The Group also derecognises the financial asset if it has both transferred the financial asset and the transfer qualifies for derecognition.

The Group has transferred the financial asset if, and only if, either:

- a) The Group has transferred its contractual rights to receive cash flows from the financial asset
- or

**Muthoot FinCorp Limited**  
**Notes forming part of consolidated financial statements**

- b) It retains the rights to the cash flows, but has assumed an obligation to pay the received cash flows in full without material delay to a third party under a 'pass-through' arrangement

Pass-through arrangements are transactions whereby the Group retains the contractual rights to receive the cash flows of a financial asset (the 'original asset'), but assumes a contractual obligation to pay those cash flows to one or more entities (the 'eventual recipients'), when all of the following three conditions are met:

- ▶ The Group has no obligation to pay amounts to the eventual recipients unless it has collected equivalent amounts from the original asset, excluding short-term advances with the right to full recovery of the amount lent plus accrued interest at market rates
- ▶ The Group cannot sell or pledge the original asset other than as security to the eventual recipients
- ▶ The Group has to remit any cash flows it collects on behalf of the eventual recipients without material delay. In addition, the Group is not entitled to reinvest such cash flows, except for investments in cash or cash equivalents including interest earned, during the period between the collection date and the date of required remittance to the eventual recipients.

A transfer only qualifies for derecognition if either:

- ▶ The Group has transferred substantially all the risks and rewards of the asset
- or
- ▶ The Group has neither transferred nor retained substantially all the risks and rewards of the asset, but has transferred control of the asset

The Group considers control to be transferred if and only if, the transferee has the practical ability to sell the asset in its entirety to an unrelated third party and is able to exercise that ability unilaterally and without imposing additional restrictions on the transfer.

When the Group has neither transferred nor retained substantially all the risks and rewards and has retained control of the asset, the asset continues to be recognised only to the extent of the Group's continuing involvement, in which case, the Group also recognises an associated liability. The transferred asset and the associated liability are measured on a basis that reflects the rights and obligations that the Group has retained.

### **3.4.2 Financial Liability**

A financial liability is derecognised when the obligation under the liability is discharged, cancelled or expires. Where an existing financial liability is replaced by another from the same lender on substantially different terms, or the terms of an existing liability are substantially modified, such an exchange or modification is treated as de recognition of the original liability and the recognition of a new liability. The difference between the carrying value of the original financial liability and the consideration paid is recognised in profit or loss.

### **3.5 Offsetting**

Financial assets and financial liabilities are generally reported gross in the balance sheet. Financial assets and liabilities are offset, and the net amount is presented in the balance sheet when the Group has a legal right to offset the amounts and intends to settle on a net basis or to realise the asset and settle the liability simultaneously in all the following circumstances:

- a. The normal course of business
- b. The event of default
- c. The event of insolvency or bankruptcy of the Group and/or its counter parties.

### **3.6 Impairment of financial assets**

#### **3.6.1 Overview of the Expected Credit Loss (ECL) principles**

The Group has created provisions on all financial assets except for financial assets classified as FVTPL, based on the expected credit loss method. The Group also ensures maintaining the minimum provision requirement as per RBI and NHB regulations.

**Muthoot FinCorp Limited**  
**Notes forming part of consolidated financial statements**

The ECL provision is based on the credit losses expected to arise over the life of the asset (the lifetime expected credit loss), unless there has been no significant increase in credit risk since origination, in which case, the allowance is based on the 12 months' expected credit loss. The 12-month ECL is the portion of Lifetime ECL that represent the ECLs that result from default events on financial assets that are possible within the 12 months after the reporting date.

The Group performs an assessment, at the end of each reporting period, of whether a financial instrument's credit risk has increased significantly since initial recognition, by considering the change in the risk of default occurring over the remaining life of the financial instrument.

Based on the above process, the Group categorises its loans into three stages as described below:

For non-impaired financial instruments

- Stage 1 is comprised of all non-impaired financial instruments which have not experienced a significant increase in credit risk (SICR) since initial recognition. A 12-month ECL provision is made for stage 1 financial instruments. In assessing whether credit risk has increased significantly, the Group compares the risk of a default occurring on the financial instrument as at the reporting date, with the risk of a default occurring on the financial instrument as at the date of initial recognition.
- Stage 2 is comprised of all non-impaired financial instruments which have experienced a SICR since initial recognition. The Group recognises lifetime ECL for stage 2 financial instruments. In subsequent reporting periods, if the credit risk of the financial instrument improves such that there is no longer a SICR since initial recognition, then entities recognize 12 months of ECL.

For impaired financial instruments:

Financial instruments are classified as stage 3 when there is objective evidence of impairment as a result of one or more loss events that have occurred after initial recognition with a negative impact on the estimated future cash flows of a loan or a portfolio of loans. The Group recognises lifetime ECL for impaired financial instruments.

**3.6.2 The calculation of ECLs**

The mechanics of the ECL calculations are outlined below and the key elements are, as follows:

**Probability of Default (PD)** - The Probability of Default is an estimate of the likelihood of default over a given time horizon.

The Group uses historical information where available to determine PD. Considering the different products and schemes, the Group has bifurcated its loan portfolio into various pools. PD is calculated using Incremental NPA approach considering fresh slippage using historical information.

**Exposure at Default (EAD)** - The Exposure at Default is an estimate of the exposure at a future default date, considering expected changes in the exposure after the reporting date, including repayments of principal and interest, whether scheduled by contract or otherwise, expected drawdowns on committed facilities, and accrued interest from missed payments.

**Loss Given Default (LGD)** – The Loss Given Default is an estimate of the loss arising in the case where a default occurs at a given time. It is based on the difference between the contractual cash flows due and those that the lender would expect to receive.

**Forward looking information**

While estimating the expected credit losses, the Group reviews macro-economic developments occurring in the economy and market it operates in. On a periodic basis, the Group analyses if there is any relationship between key economic trends like GDP, unemployment rates, benchmark rates set by the Reserve Bank of India, inflation etc. with the estimate of PD, LGD determined by the Group based on its internal data. While the internal estimates of PD, LGD rates by the Group may not be always reflective of such relationships, temporary overlays, if any, are embedded in the methodology to reflect such macro-economic trends reasonably.

**Write-offs**

Loans are written off (either partially or in full) when there is no realistic prospect of recovery. This is generally the case when it is determined that the customer does not have assets or sources of income that could generate sufficient cash

**Muthoot FinCorp Limited**  
**Notes forming part of consolidated financial statements**

flows to repay the amounts subjected to write-offs. Any subsequent recoveries against such loans are credited to the statement of profit and loss.

**Collateral**

To mitigate its credit risks on financial assets, the Group seeks to use collateral, where possible. The collateral comes in various forms, such as gold, cash, securities, letters of credit/guarantees, stock, current asset etc. However, the fair value of collateral affects the calculation of ECLs. The fair value of the same is based on data provided by third party or management judgements.

**Impairment of Trade receivables**

The Group follows 'simplified approach' for recognition of impairment loss allowance on trade receivables. The Group uses a provision matrix to determine impairment loss allowance on portfolio of its trade receivables. The provision matrix is based on its historically observed default rates over the expected life of the trade receivables.

**3.7 Determination of fair value**

The Group measures financial instruments, such as, investments at fair value at each balance sheet date.

Fair value is the price that would be received to sell an asset or paid to transfer a liability in an orderly transaction between market participants at the measurement date. The fair value measurement is based on the presumption that the transaction to sell the asset or transfer the liability takes place either:

- i. In the principal market for the asset or liability, or
- ii. In the absence of a principal market, in the most advantageous market for the asset or liability

The principal or the most advantageous market must be accessible by the Group.

The fair value of an asset or a liability is measured using the assumptions that market participants would use when pricing the asset or liability, if market participants act in their economic best interest.

A fair value measurement of a non-financial asset considers a market participant's ability to generate economic benefits by using the asset in its highest and best use or by selling it to another market participant that would use the asset in its highest and best use.

The Group uses valuation techniques that are appropriate in the circumstances and for which enough data are available to measure fair value, maximising the use of relevant observable inputs and minimising the use of unobservable inputs.

The financial instruments are classified based on a hierarchy of valuation techniques, as summarised below:

Level 1 financial instruments – Those where the inputs used in the valuation are unadjusted quoted prices from active markets for identical assets or liabilities that the Group has access to at the measurement date. The Group considers markets as active only if there are sufficient trading activities with regards to the volume and liquidity of the identical assets or liabilities and when there are binding and exercisable price quotes available on the balance sheet date.

Level 2 financial instruments – Those where the inputs that are used for valuation and are significant, are derived from directly or indirectly observable market data available over the entire period of the instrument's life. Such inputs include quoted prices for similar assets or liabilities in active markets, quoted prices for identical instruments in inactive markets and observable inputs other than quoted prices such as interest rates and yield curves, implied volatilities, and credit spreads. In addition, adjustments may be required for the condition or location of the asset or the extent to which it relates to items that are comparable to the valued instrument. However, if such adjustments are based on unobservable inputs which are significant to the entire measurement, the Group will classify the instruments as Level 3.

Level 3 financial instruments – Those that include one or more unobservable input that is significant to the measurement as whole.

**3.8 Foreign Currency translation**

Transactions in foreign currencies are initially recorded in the functional currency at the spot rate of ex-change ruling at the date of the transaction. However, for practical reasons, the Group uses an average rate if the average approximates the actual rate at the date of the transaction.

**Muthoot FinCorp Limited**  
**Notes forming part of consolidated financial statements**

Monetary assets and liabilities denominated in foreign currencies are retranslated into the functional currency at the spot rate of exchange at the reporting date. All differences arising on non-trading activities are taken to other income/expense in the statement of profit and loss.

Non-monetary items that are measured at historical cost in a foreign currency are translated using the spot exchange rates as at the date of recognition.

**3.9 Finance cost**

Finance costs represents Interest expense recognised by applying the Effective Interest Rate (EIR) to the gross carrying amount of financial liabilities other than financial liabilities classified as FVTPL.

Interest expense includes issue costs that are initially recognized as part of the carrying value of the financial liability and amortized over the expected life using the effective interest method. These include fees and commissions payable to advisers and other expenses such as external legal costs, provided these are incremental costs that are directly related to the issue of a financial liability.

**3.10 Other income and expenses**

All Other income and expense are recognized in the period they occur.

**3.11 Cash and cash equivalents**

Cash and cash equivalent in the balance sheet comprise cash at banks and on hand, short-term deposits with an original maturity of three months or less and forex balances, which are subject to an insignificant risk of changes in value.

For the purpose of the statement of cash flows, cash and cash equivalents consist of cash and short-term deposits, as defined above, net of outstanding bank overdrafts, if any as they are considered an integral part of the Group's cash management.

**3.12 Property, plant and equipment**

Property, plant and equipment (PPE) are measured at cost less accumulated depreciation and accumulated impairment, (if any). The total cost of assets comprises its purchase price, freight, duties, taxes and any other incidental expenses directly attributable to bringing the asset to the location and condition necessary for it to be capable of operating in the manner intended by the management.

Changes in the expected useful life are accounted for by changing the amortisation period or methodology, as appropriate, and treated as changes in accounting estimates.

Subsequent expenditure related to an item of tangible asset are added to its gross value only if it increases the future benefits of the existing asset, beyond its previously assessed standards of performance and cost can be measured reliably. Other repairs and maintenance costs are expensed off as and when incurred.

**3.13 Depreciation**

Tangible assets are stated at historical cost less accumulated depreciation. Cost comprises the purchase price and any attributable cost of bringing the asset to its working condition for its intended use.

Depreciation is charged based on a review by the management during the year and at the rates derived based on the useful lives of the assets as specified in Schedule II of the Companies Act, 2013 or estimated useful lives estimated by the respective management based on technical evaluation. The holding company and one of its subsidiaries, Muthoot Microfin Limited follow the Straight Line Method for providing depreciation whereas the two other subsidiaries follow Written Down Value Method.

Leasehold improvements and assets held under finance leases are depreciated over the shorter of lease term or their useful life. The residual values, useful lives and methods of depreciation of property, plant and equipment are reviewed at each financial year end and adjusted prospectively, if appropriate.

Property plant and equipment is derecognised on disposal or when no future economic benefits are expected from its use. Any gain or loss arising on derecognition of the asset (calculated as the difference between the net disposal proceeds and the carrying amount of the asset) is recognised in other income / expense in the statement of profit and loss in the year the asset is derecognised. The date of disposal of an item of property, plant and equipment is the date the recipient obtains

**Muthoot FinCorp Limited**  
**Notes forming part of consolidated financial statements**

control of that item in accordance with the requirements for determining when a performance obligation is satisfied in Ind AS 115.

**3.14 Capital work-in-progress**

Capital work-in-progress are carried at cost, comprising direct cost and related incidental expenses. Assets which are not ready for intended use are also shown under capital work-in-progress.

**3.15 Intangible assets**

The Group's intangible assets consist of computer software.

An intangible asset is recognised only when its cost can be measured reliably, and it is probable that the expected future economic benefits that are attributable to it will flow to the Group.

Intangible assets acquired separately are measured on initial recognition at cost. The cost of an intangible asset comprises its purchase price and any directly attributable expenditure on making the asset ready for its intended use and net of any trade discounts and rebates. Following initial recognition, intangible assets are carried at cost less any accumulated amortisation and any accumulated impairment losses.

Intangible assets are amortised by the Group over a period of 3 years, except in case of Muthoot Pappachan Technologies Limited where the computer software is amortised over a period of 10 years or over the estimated useful lives.

Gains or losses from derecognition of intangible assets are measured as the difference between the net disposal proceeds and the carrying amount of the asset are recognised in the Statement of Profit and Loss when the asset is derecognised.

**3.16 Investment Property**

Properties, held to earn rentals and/or capital appreciation are classified as investment property and measured and reported at cost, including transaction costs. Subsequent expenditure is capitalized to the assets carrying amount only when it is probable that the future economic benefit associated with the expenditure will flow to the Group.

An investment property is derecognised upon disposal or when the investment property is permanently withdrawn from use and no future economic benefits are expected from the disposal. Any gain or loss arising on derecognition of property is recognised in the Statement of Profit and Loss in the same period. The fair value of investment property is disclosed in the notes accompanying these financial statements. Fair value has been determined by an independent valuer who holds a recognised and relevant professional qualification and has recent experience in the location and category of the investment property being valued.

**3.17 Impairment of non-financial assets**

The Groups assesses, at each reporting date, whether there is an indication that an asset may be impaired. If any indication exists, or when annual impairment testing for an asset is required, the Group estimates the asset's recoverable amount. An asset's recoverable amount is the higher of an asset's or cash-generating unit's (CGU) fair value less costs of disposal and its value in use. Recoverable amount is determined for an individual asset, unless the asset does not generate cash inflows that are largely independent of those from other assets or groups of assets. When the carrying amount of an asset or CGU exceeds its recoverable amount, the asset is considered impaired and is written down to its recoverable amount.

In assessing value in use, the estimated future cash flows are discounted to their present value using a pre-tax discount rate that reflects current market assessments of the time value of money and the risks specific to the asset. In determining fair value less costs of disposal, recent market transactions are considered. If no such transactions can be identified, an appropriate valuation model is used. These calculations are corroborated by valuation multiples, quoted share prices for publicly traded companies or other available fair value indicators.

An assessment is made at each reporting date to determine whether there is an indication that previously recognised impairment losses no longer exist or have decreased. If such indication exists, the Group estimates the asset's or CGU's recoverable amount. A previously recognised impairment loss is reversed only if there has been a change in the assumptions used to determine the asset's recoverable amount since the last impairment loss was recognised. The reversal is limited so that the carrying amount of the asset does not exceed its recoverable amount, nor exceed the carrying amount that would have been determined, net of depreciation, had no impairment loss been recognised for the asset in prior years.

**Muthoot FinCorp Limited**  
**Notes forming part of consolidated financial statements**

Such reversal is recognised in the statement of profit or loss unless the asset is carried at a revalued amount, in which case, the reversal is treated as a revaluation increase.

**3.18 Post-employment benefits**

**3.18.1 Defined contribution schemes**

Contributions to the Employees Provident Fund Scheme maintained by the Central Government, Employee State Insurance Corporation (ESIC) etc. are accounted for on an accrual basis. Retirement benefit in the form of provident fund is a defined contribution scheme.

The Group has no obligation, other than the contribution payable under the schemes. The Group recognizes contribution payable to the provident fund scheme / ESIC as expenditure, when an employee renders the related service. If the contribution payable to the scheme / ESIC for service received before the balance sheet date exceeds the contribution already paid, the deficit payable to the scheme is recognized as a liability after deducting the contribution already paid. If the contribution already paid exceeds the contribution due for services received before the balance sheet date, then excess is recognized as an asset.

**3.18.2 Defined Benefit schemes**

*Gratuity*

The Group provides for gratuity covering eligible employees under which a lump sum payment is paid to vested employees at retirement, death, incapacitation or termination of employment, of an amount reckoned on the respective employee's salary and his tenor of employment with the Group. The Group accounts for its liability for future gratuity benefits based on actuarial valuation determined at each Balance Sheet date by an Independent Actuary using Projected Unit Credit Method. The Group makes contributions to a Gratuity Fund administered by the Life Insurance Corporation of India.

The obligation is measured at the present value of the estimated future cash flows. The discount rates used for determining the present value of the obligation under defined benefit plan are based on the market yields on Government Securities as at the Balance Sheet date.

An actuarial valuation involves making various assumptions that may differ from actual developments in the future. These include the determination of the discount rate, future salary increases and mortality rates. Due to the complexities involved in the valuation and its long-term nature, these liabilities are highly sensitive to changes in these assumptions. All assumptions are reviewed at each reporting date.

Re-measurement, comprising of actuarial gains and losses (excluding amounts included in net interest on the net defined benefit liability), are recognized immediately in the balance sheet with a corresponding debit or credit to other equity through OCI in the period in which they occur. Re-measurements are not reclassified to statement of profit and loss in subsequent periods.

**3.19 Share Based Payments**

The Group has formulated Employees Stock Option Schemes and Stock Appreciation Right Schemes (SAR). The fair value of options granted under Employee Stock Option Plan is recognised as an employee benefits expense with a corresponding increase in non-financial liability and the fair value of SAR granted is recognized as an employee benefit expense having a corresponding increase in financial liability. The total amount to be expensed is determined by reference to the fair value of the options. The total expense is recognised over the vesting period, which is the period over which all of the specified vesting conditions are to be satisfied. At the end of each period, the group revises its estimates of the number of options that are expected to vest.

**3.20 Provisions**

Provisions are recognised when the enterprise has a present obligation (legal or constructive) as a result of past events, and it is probable that an outflow of resources embodying economic benefits will be required to settle the obligation, and a reliable estimate can be made of the amount of the obligation.

**Muthoot FinCorp Limited**  
**Notes forming part of consolidated financial statements**

When the effect of the time value of money is material, the enterprise determines the level of provision by discounting the expected cash flows at a pre-tax rate reflecting the current rates specific to the liability. The expense relating to any provision is presented in the statement of profit and loss net of any reimbursement.

**3.21 Assets held for sale**

Assets possessed against the settlement of loans are carried in the balance sheet at a value of outstanding principal loan amount or fair value of asset whichever is lower. In case the fair value of the asset acquired is lower than the outstanding principal loan amount; then the shortfall is to be provided for in the books of account in such financial year.

These assets are classified as 'Assets held for sale' under 'Non-financial assets' till the asset acquired is finally disposed. The outstanding overdue interest and other charges will be accounted on realization basis.

Further, if on disposal of the assets so acquired, the sale proceed is higher than the receivable amount (including outstanding loan, outstanding overdue interest, other charges and interest), then the excess will be refunded to the borrowers.

**3.22 Taxes**

Income tax expense represents the sum of current tax and deferred tax.

**3.22.1 Current Tax**

Current tax is the amount of income taxes payable in respect of taxable profit for a period. Taxable profit differs from 'profit before tax' as reported in the Statement of Profit and Loss because of items of income or expense that are taxable or deductible in other years and items that are never taxable or deductible in accordance with applicable tax laws.

Interest income / expenses and penalties, if any, related to income tax are included in current tax expense. The tax rates and tax laws used to compute the amount are those that are enacted, or substantively enacted, by the end of reporting date in India where the Group operates and generates taxable income.

Current income tax relating to items recognised outside profit or loss is recognised outside profit or loss (either in other comprehensive income or in equity). Current tax items are recognised in correlation to the underlying transaction either in OCI or directly in equity. Management periodically evaluates positions taken in the tax returns with respect to situations in which applicable tax regulations are subject to interpretation and establishes provisions where appropriate.

**3.22.2 Deferred tax**

Deferred tax assets and liabilities are recognised for temporary differences arising between the tax bases of assets and liabilities and their carrying amounts. Deferred income tax is determined using tax rates (and laws) that have been enacted or substantively enacted by the reporting date and are expected to apply when the related deferred income tax asset is realised, or the deferred income tax liability is settled.

Deferred tax assets are only recognised for temporary differences, unused tax losses and unused tax credits if it is probable that future taxable amounts will arise to utilise those temporary differences and losses. Deferred tax assets are reviewed at each reporting date and are reduced to the extent that it is no longer probable that the related tax benefit will be realised.

Deferred tax assets and liabilities are offset where there is a legally enforceable right to offset current tax assets and liabilities and they relate to income taxes levied by the same tax authority on the same taxable entity, or on different tax entities, but they intend to settle current tax liabilities and assets on a net basis or their tax assets and liabilities are realised simultaneously.

**3.22.3 Goods and services tax /value added taxes paid on acquisition of assets or on incurring expenses**

Expenses and assets are recognised net of the goods and services tax/value added taxes paid, except:

- i. When the tax incurred on a purchase of assets or services is not recoverable from the taxation authority, in which case, the tax paid is recognised as part of the cost of acquisition of the asset or as part of the expense item, as applicable
- ii. When receivables and payables are stated with the amount of tax included

The net amount of tax recoverable from, or payable to, the taxation authority is included as part of receivables or payables in the balance sheet.



### **3.23 Contingent Liabilities and assets**

A contingent liability is a possible obligation that arises from past events whose existence will be confirmed by the occurrence or non-occurrence of one or more uncertain future events beyond the control of the Group or a present obligation that is not recognized because it is not probable that an outflow of resources will be required to settle the obligation. A contingent liability also arises in extremely rare cases where there is a liability that cannot be recognized because it cannot be measured reliably. The Group does not recognize a contingent liability but discloses its existence in the financial statements.

A contingent asset is a possible asset that arises from past events and whose existence will be confirmed only by the occurrence or non-occurrence of one or more uncertain future events not wholly within the control of the entity. The Group does not have any contingent assets in the financial statements.

### **3.24 Earnings Per Share**

The Group reports basic and diluted earnings per share in accordance with Ind AS 33 on Earnings per share. Basic EPS is calculated by dividing the net profit or loss for the year attributable to equity shareholders (after deducting preference dividend and attributable taxes) by the weighted average number of equity shares outstanding during the year.

For calculating diluted earnings per share, the net profit or loss for the year attributable to equity shareholders and the weighted average number of shares outstanding during the year are adjusted for the effects of all dilutive potential equity shares. Dilutive potential equity shares are deemed converted as of the beginning of the period, unless they have been issued at a later date. In computing the dilutive earnings per share, only potential equity shares that are dilutive and that either reduces the earnings per share or increases loss per share are included.

### **3.25 Dividends on ordinary shares**

The Group recognises a liability to make distributions to equity holders of the Group when the distribution is authorised, and the distribution is no longer at the discretion of the Group. As per the corporate laws in India, a distribution is authorised when it is approved by the shareholders. A corresponding amount is recognised directly in equity.

### **3.26 Leases**

The determination of whether an arrangement is a lease, or contains a lease, is based on the substance of the arrangement and requires an assessment of whether the fulfilment of the arrangement is dependent on the use of a specific asset or assets or whether the arrangement conveys a right to use the asset.

#### ***Group as a lessee***

The Groups lease asset class consists of building, equipment and vehicles. The Group assesses whether a contract contains a lease, at inception of a contract. A contract is, or contains, a lease if the contract conveys the right to control the use of an identified asset for a period of time in exchange for consideration. The Group has, at the date of transition, recognized a right-of use asset and a corresponding lease liability for all lease arrangements in which it is a lessee, except for leases with a term of twelve months or less (short term lease) and low value assets. For these short-term and low value leases, the Group recognizes the lease payments as an operating expense on a straight-line basis over the term of the lease.

The right-of-use assets are recognized at cost, which comprises the present value of the lease liability as at the date of transition. Right-of-use assets are depreciated on a straight-line basis over the shorter of the balance lease term and useful life of the underlying asset. The lease liability is initially measured at amortised cost at the present value of the future lease payments. The lease payments are discounted using the interest rate implicit on the lease or, if not readily determinable, using the incremental borrowing rates. Interest accrued on lease liability and lease payments made, are subsequently adjusted to the initial recognition of lease liability.

#### ***Group as a lessor***

Leases where the Group does not transfer substantially all the risks and benefits incidental to ownership of the leased items are operating leases. Rental Income arising from operating leases is accounted for on a straight-line basis over the lease terms and is included in rental income in the statement of profit and loss.

### **3.27 Cash flow statement**

Cash flows are reported using indirect method, whereby net profits before tax is adjusted for the effects of transactions of a non-cash nature and any deferrals or accruals of past or future cash receipts or payments and items of income or

**Muthoot FinCorp Limited**  
**Notes forming part of consolidated financial statements**

expenses associated with investing or financing cash flows. The cash flows from regular revenue generating (operating activities), investing and financing activities of the Group are segregated.

**3.28 Derivative Financial Instruments**

The Group enters into derivative financial instruments such as foreign exchange forward contracts to manage its exposure to foreign exchange rate risk. Derivatives are initially recognized at fair value on the date when a derivative contract is entered into and are subsequently remeasured to their fair value at each Balance Sheet date and carried as assets when their fair value is positive and as liabilities when their fair value is negative. The resulting gain/loss is recognized in the Statement of Profit and Loss immediately unless the derivative is designated and is effective as a hedging instrument, in which event the timing of the recognition in the Statement of Profit and Loss depends on the nature of the hedge relationship. The Group has designated the derivative financial instruments as cash flow hedges of recognized liabilities and unrecognized firm commitments.

**3.29 Hedge Accounting**

In order to manage particular risks, the Group applies hedge accounting for transactions that meet specific criteria. At the inception of a hedge relationship, the Group formally designates and documents the hedge relationship and the risk management objective and strategy for undertaking the hedge. Such hedges are expected to be highly effective if the hedging instrument is offsetting changes in fair value or cashflows of the hedged item attributable to the hedged risk. The assessment of hedge effectiveness is carried out at inception and on an ongoing basis to determine that the hedging relationship has been effective throughout the financial reporting periods for which they were designated.

**3.30 Cash Flow Hedges**

A cash flow hedge is a hedge of the exposure to variability in cash flows that is attributable to a particular risk associated with a recognised asset or liability (such as all or some future interest payments on variable rate debt) or a highly probable forecast transaction and could affect profit and loss. For designated and qualifying cash flow hedges, the effective portion of the cumulative gain or loss on the hedging instrument is initially recognized directly in Other Comprehensive Income (OCI) within equity (cash flow hedging reserve). The ineffective portion of the gain or loss on the hedging instrument is recognized immediately in the Statement of Profit and Loss. When the hedged cash flow affects the Statement of Profit and Loss, the effective portion of the gain or loss on the hedging instrument is recorded in the corresponding income or expense line of the Statement of Profit and Loss. When a hedging instrument is expired, sold, terminated, exercised, or when a hedge no longer meets the criteria for hedge accounting, any cumulative gain or loss that has been recognized in OCI at that time remains in OCI and is recognized when the hedged forecast transaction is ultimately recognized in the Statement of Profit and Loss. When a forecasted transaction is no longer expected to occur, the cumulative gain or loss that was reported in OCI is immediately transferred to the Statement of Profit and Loss.

**4. Significant accounting judgements, estimates and assumptions**

The preparation of financial statements in conformity with the Ind AS requires the management to make judgments, estimates and assumptions that affect the reported amounts of revenues, expenses, assets and liabilities and the accompanying disclosure and the disclosure of contingent liabilities, at the end of the reporting period. Estimates and underlying assumptions are reviewed on an ongoing basis. Revisions to accounting estimates are recognised in the period in which the estimates are revised, and future periods are affected. Although these estimates are based on the management's best knowledge of current events and actions, uncertainty about these assumptions and estimates could result in the outcomes requiring a material adjustment to the carrying amounts of assets or liabilities in future periods.

In particular, information about significant areas of estimation, uncertainty and critical judgments in applying accounting policies that have the most significant effect on the amounts recognized in the financial statements is included in the following notes:

**4.1 Business Model Assessment**

Classification and measurement of financial assets depends on the results of the SPPI and the business model test. The Group determines the business model at a level that reflects how groups of financial assets are managed together to achieve a business objective. This assessment includes judgement reflecting all relevant evidence including how the performance of the assets is evaluated and their performance measured, the risks that affect the performance of the assets and how these are managed and how the managers of the assets are compensated. The Group monitors financial assets measured at amortised cost or fair value through other comprehensive income that are derecognised prior to their maturity

**Muthoot FinCorp Limited**  
**Notes forming part of consolidated financial statements**

to understand the reason for their disposal and whether the reasons are consistent with the objective of the business for which the asset was held. Monitoring is part of the Group's continuous assessment of whether the business model for which the remaining financial assets are held continues to be appropriate and if it is not appropriate whether there has been a change in business model and so a prospective change to the classification of those assets.

**4.2 Defined employee benefit assets and liabilities**

The cost of the defined benefit gratuity plan and the present value of the gratuity obligation are determined using actuarial valuations. An actuarial valuation involves making various assumptions that may differ from actual developments in the future. These include the determination of the discount rate, future salary increases and mortality rates. Due to the complexities involved in the valuation and its long-term nature, a defined benefit obligation is highly sensitive to changes in these assumptions. All assumptions are reviewed at each reporting date.

**4.3 Fair value measurement**

When the fair values of financial assets and financial liabilities recorded in the balance sheet cannot be measured based on quoted prices in active markets, their fair value is measured using various valuation techniques. The inputs to these models are taken from observable markets where possible, but where this is not feasible, a degree of judgment is required in establishing fair values. Judgments include considerations of inputs such as liquidity risk, credit risk and volatility. Changes in assumptions about these factors could affect the reported fair value of financial instruments.

**4.4 Impairment of financial assets**

The measurement of impairment losses across all categories of financial assets requires judgement the estimation of the amount and timing of future cash flows and collateral values when determining impairment losses and the assessment of a significant increase in credit risk. These estimates are driven by several factors, changes in which can result in different levels of allowances.

It has been the Group's policy to regularly review its models in the context of actual loss experience and adjust when necessary.

**4.5 Effective Interest Rate (EIR) method**

The Group's EIR methodology, recognises interest income / expense using a rate of return that represents the best estimate of a constant rate of return over the expected behavioural life of loans given / taken and recognises the effect of potentially different interest rates at various stages and other characteristics of the product life cycle (including prepayments and penalty interest and charges).

This estimation, by nature, requires an element of judgement regarding the expected behaviour and lifecycle of the instruments, as well expected changes to India's base rate and other fee income/expense that are integral parts of the instrument.

**4.6 Lease Term**

- The determination of lease term for some lease contracts in which the Group is a lessee, including whether the Group is reasonably certain to exercise lessee options.
- The determination of the incremental borrowing rate used to measure lease liabilities.

**4.7 Share based payments**

Estimating fair value for share-based payment transactions requires determination of the most appropriate valuation model, which is dependent on the terms and conditions of the grant. This estimate also requires determination of the most appropriate inputs to the valuation model including the expected life of the share option, volatility and dividend yield and making assumptions about them.

**4.8 Other estimates**

These include contingent liabilities, useful lives of tangible and intangible assets etc.

*<This section has been intentionally left blank>*

**Muthoot FinCorp Limited**

**Notes to the Consolidated Financial Statements for the year ended 31st March 2023**

(Amount in INR Lakhs, except share data and unless otherwise stated)

**5 Cash and cash equivalents**

Particulars	As at 31st March 2023	As at 31st March 2022
Cash on hand	9,563.12	9,404.61
Balances with Banks		
- in current accounts	1,40,590.57	2,03,411.92
- in deposit accounts having original maturity less than three months	1,84,398.46	1,01,884.07
Others		
-Forex Balance	162.52	59.94
-Balance with cash collection agents	580.08	485.90
<b>Total</b>	<b>3,35,294.75</b>	<b>3,15,246.43</b>

**6 Bank Balance other than cash and cash equivalents**

Particulars	As at 31st March 2023	As at 31st March 2022
Deposit with original maturity for more than three months but less than twelve months	50,786.25	34,849.28
Balance with Banks in escrow accounts	7,006.88	6,769.42
<b>Total</b>	<b>57,793.13</b>	<b>41,618.70</b>

**7 Receivables**

Particulars	As at 31st March 2023	As at 31st March 2022
<b>(I) Trade Receivables</b>		
<b>Receivables considered good - Unsecured</b>		
Receivables from Money Transfer business	837.00	847.35
Wind Mill income receivable	2,241.65	1,748.85
Other Trade Receivables	7,270.88	1,723.04
<b>Sub-Total</b>	<b>10,349.53</b>	<b>4,319.23</b>
Less: Allowances for Impairment Loss	-	-
<b>Total Net receivable</b>	<b>10,349.53</b>	<b>4,319.23</b>

Trade receivables are non-interest bearing and are short-term in nature. These consist of receivable from Government and other parties, and does not involve any credit risk.

**Ageing Schedule of Trade Receivables (At at 31st March,2023)**

Particulars	Outstanding for following periods from due date of payment					Total
	Less than 6 months	6 months- 1 year	1-2 years	2-3 years	More than 3 years	
(i) Undisputed Trade Receivables- considered good	8,036.54	666.10	991.38	514.97	140.54	10,349.53
(ii) Undisputed Trade Receivables- which have significant increase in credit risk	-	-	-	-	-	-
(iii) Undisputed Trade Receivables- credit impaired	-	-	-	-	-	-
(iv) Disputed Trade Receivables- considered good	-	-	-	-	-	-
(v) Disputed Trade Receivables- which have significant increase in credit risk	-	-	-	-	-	-
(vi) Disputed Trade Receivables- credit impaired	-	-	-	-	-	-

**Ageing Schedule of Trade Receivables (At at 31st March,2022)**

Particulars	Outstanding for following periods from due date of payment					
	Less than 6 months	6 months- 1 year	1-2 years	2-3 years	More than 3 years	Total
(i) Undisputed Trade Receivables- considered good	2,467.70	719.36	1,087.64	32.90	6.55	4,314.15
(ii) Undisputed Trade Receivables- which have significant increase in credit risk	-	-	5.08	-	-	5.08
(iii) Undisputed Trade Receivables- credit impaired	-	-	-	-	-	-
(iv) Disputed Trade Receivables- considered good	-	-	-	-	-	-
(v) Disputed Trade Receivables- which have significant increase in credit risk	-	-	-	-	-	-
(vi) Disputed Trade Receivables- credit impaired	-	-	-	-	-	-

**8 Loans**

Particulars	As at 31st March 2023	As at 31st March 2022
<b>Loans (at amortised cost)</b>		
<b>(A)</b>		
Retail Loans	22,36,223.69	19,47,943.42
High Value Loans	29,572.39	34,191.91
Staff Loan	78.11	99.67
Housing loans & other loans	1,46,503.52	1,27,747.49
<b>Total (A) - Gross</b>	<b>24,12,377.71</b>	<b>21,09,982.49</b>
Less: Impairment loss allowance	(53,840.57)	(50,467.89)
<b>Total (A) - Net</b>	<b>23,58,537.14</b>	<b>20,59,514.60</b>
<b>(B)</b>		
Secured loans	19,08,181.72	18,59,653.08
Unsecured Loans	5,04,195.99	2,50,329.40
<b>Total (B) - Gross</b>	<b>24,12,377.71</b>	<b>21,09,982.49</b>
Less : Impairment loss allowance	(53,840.57)	(50,467.89)
<b>Total (B) - Net</b>	<b>23,58,537.14</b>	<b>20,59,514.60</b>
<b>(C) Loans in India</b>		
i) Public Sector	-	-
ii) Others	24,12,377.71	21,09,982.49
<b>Total (C) Gross</b>	<b>24,12,377.71</b>	<b>21,09,982.49</b>
Less: Impairment Loss Allowance	(53,840.57)	(50,467.89)
<b>Total (C) Net</b>	<b>23,58,537.14</b>	<b>20,59,514.60</b>
<b>Loans (at FVOCI)</b>		
<b>(A)</b>		
Other Loans	2,15,504.94	2,12,052.70
<b>Total (A) - Gross</b>	<b>2,15,504.94</b>	<b>2,12,052.70</b>
Less: Impairment loss allowance	(1,138.18)	(5,158.64)
<b>Total (A) - Net</b>	<b>2,14,366.76</b>	<b>2,06,894.06</b>
<b>(B)</b>		
Secured loans	-	-
Unsecured Loans	2,15,504.94	2,12,052.70
<b>Total (B) - Gross</b>	<b>2,15,504.94</b>	<b>2,12,052.70</b>
Less : Impairment loss allowance	(1,138.18)	(5,158.64)
<b>Total (B) - Net</b>	<b>2,14,366.76</b>	<b>2,06,894.06</b>

<b>(C) Loans in India</b>		
i) Public Sector	-	-
ii) Others	2,15,504.94	2,12,052.70
<b>Total (C) Gross</b>	<b>2,15,504.94</b>	<b>2,12,052.70</b>
Less: Impairment Loss Allowance	(1,138.18)	(5,158.64)
<b>Total (C) Net</b>	<b>2,14,366.76</b>	<b>2,06,894.06</b>
<b>Total Loans (Net)</b>	<b>25,72,903.90</b>	<b>22,66,408.66</b>

The Group undertakes co-lending arrangements with banks for Gold loans. A total disbursement of INR 3,40,362.20 (31st March, 2022 - INR 4,91,842.74) was undertaken during the year under the co-lending mechanism. As at 31st March, 2023, the total managed assets under the co-lending mechanism amounted to 1,15,378.42 (INR 1,36,210.74 as at 31st March, 2022).

<This section has been intentionally left blank>

**Muthoot FinCorp Limited**  
**Notes to the Consolidated Financial Statements for the year ended 31st March 2023**  
*(Amount in INR Lakhs, except share data and unless otherwise stated)*

*Note 8 continued*

**Disclosures on Credit quality and analysis of ECL allowance of the company and its subsidiaries**

**Muthoot FinCorp Limited**

The table below shows the credit quality and the maximum exposure to credit risk based on the Company's internal credit rating system and year-end stage classification. The amounts presented are gross of impairment allowances. Details of the Company's internal grading system are explained in Note 43 and policies on whether ECL allowances are calculated on an individual or collective basis are set out in Note 43

Particulars	As at 31st March 2023				As at 31st March 2022			
	Stage 1	Stage 2	Stage 3	Total	Stage 1	Stage 2	Stage 3	Total
<b>Internal rating grade</b>								
<b>Performing</b>								
High grade	15,47,599.04	-	-	15,47,599.04	14,64,411.42	-	-	14,64,411.42
Standard grade	68,730.70	-	-	68,730.70	1,00,780.13	-	-	1,00,780.13
Sub-standard grade	-	72,625.47	-	72,625.47	-	69,190.90	-	69,190.90
Past due but not impaired	-	35,391.15	-	35,391.15	-	47,971.74	-	47,971.74
<b>Non-performing</b>								
Individually impaired	-	-	37,161.13	37,161.13	-	-	49,959.29	49,959.29
<b>Total</b>	<b>16,16,329.75</b>	<b>1,08,016.61</b>	<b>37,161.13</b>	<b>17,61,507.49</b>	<b>15,65,191.55</b>	<b>1,17,162.63</b>	<b>49,959.29</b>	<b>17,32,313.47</b>

An analysis of changes in the gross carrying amount in relation to receivables under financing activities is, as follows:

Particulars	As at 31st March 2023				As at 31st March 2022			
	Stage 1	Stage 2	Stage 3	Total	Stage 1	Stage 2	Stage 3	Total
<b>Gross carrying amount opening balance</b>	15,65,191.55	1,17,162.63	49,959.29	17,32,313.47	16,37,207.99	1,95,771.56	35,958.45	18,68,937.99
New assets originated or purchased	43,34,393.64	-	-	43,34,393.64	40,89,066.60	-	-	40,89,066.60
Assets derecognised or repaid (excluding write offs)	(36,67,625.20)	(3,76,561.05)	(2,59,958.04)	(43,04,144.30)	(30,54,553.21)	(6,72,673.57)	(4,98,464.33)	(42,25,691.12)
Assets written off during the period	-	-	(1,055.32)	(1,055.32)	-	-	-	-
Transfers to Stage 1	-	-	-	-	-	-	-	-
Transfers to Stage 2	(4,34,456.12)	4,34,456.12	-	-	(6,99,565.86)	6,99,565.86	-	-
Transfers to Stage 3	(1,81,174.12)	(67,041.08)	2,48,215.20	-	(4,06,963.97)	(1,05,501.21)	5,12,465.17	-
<b>Gross carrying amount closing balance</b>	<b>16,16,329.75</b>	<b>1,08,016.61</b>	<b>37,161.13</b>	<b>17,61,507.49</b>	<b>15,65,191.55</b>	<b>1,17,162.63</b>	<b>49,959.29</b>	<b>17,32,313.47</b>

Reconciliation of ECL balance is given below:

Particulars	As at 31st March 2023				As at 31st March 2022			
	Stage 1	Stage 2	Stage 3	Total	Stage 1	Stage 2	Stage 3	Total
ECL allowance - opening balance	7,187.86	835.83	22,768.90	30,792.59	5,921.14	697.92	17,020.78	23,639.85
New assets originated or purchased	24,153.35	-	-	24,153.35	18,778.31	-	-	18,778.31
Assets derecognised or repaid (excluding write offs)	(18,903.65)	(2,813.53)	(1,74,715.80)	(1,96,432.98)	(12,430.05)	(4,100.09)	(2,27,807.41)	(2,44,337.55)
Assets written off during the period	-	-	(1,055.32)	(1,055.32)	-	-	-	-
Transfers to Stage 1	-	-	-	-	-	-	-	-
Transfers to Stage 2	(2,421.00)	2,421.00	-	-	(3,212.63)	3,212.63	-	-
Transfers to Stage 3	(1,009.59)	(315.05)	1,324.64	-	(1,868.91)	(752.63)	2,621.54	-
Impact on year end ECLs of exposures transferred between stages during the year	-	379.36	1,78,617.30	1,78,996.65	-	1,777.99	2,30,933.98	2,32,711.97
<b>ECL allowance - closing balance</b>	<b>9,006.98</b>	<b>507.60</b>	<b>26,939.71</b>	<b>36,454.29</b>	<b>7,187.86</b>	<b>835.83</b>	<b>22,768.90</b>	<b>30,792.59</b>

Note 8 continued

**Muthoot Microfin Limited**

The table below shows the credit quality and the maximum exposure to credit risk based on the Company's internal credit rating system and year-end stage classification. The amounts presented are gross of impairment allowances. Details of the Company's internal grading system are explained in Note 43 and policies on whether ECL allowances are calculated on an individual or collective basis are set out in Note 43

Particulars	As at 31st March 2023				As at 31st March 2022			
	Stage 1	Stage 2	Stage 3	Total	Stage 1	Stage 2	Stage 3	Total
<b>Internal rating grade</b>								
<b>Performing</b>								
High grade	-	-	-	-	-	-	-	-
Standard grade	6,94,088.21	4,366.72	-	6,98,454.92	4,06,650.15	26,422.34	-	4,33,072.49
Sub-standard grade	-	-	21,415.35	21,415.35	-	-	28,900.12	28,900.12
Past due but not impaired	-	-	-	-	-	-	-	-
<b>Non-performing</b>	-	-	-	-	-	-	-	-
Individually impaired	-	-	-	-	-	-	-	-
<b>Total</b>	<b>6,94,088.21</b>	<b>4,366.72</b>	<b>21,415.35</b>	<b>7,19,870.27</b>	<b>4,06,650.15</b>	<b>26,422.34</b>	<b>28,900.12</b>	<b>4,61,972.61</b>

An analysis of changes in the gross carrying amount in relation to receivables under financing activities is, as follows:

Particulars	As at 31st March 2023				As at 31st March 2022			
	Stage 1	Stage 2	Stage 3	Total	Stage 1	Stage 2	Stage 3	Total
<b>Gross carrying amount opening balance</b>	4,06,650.15	26,422.34	28,900.12	4,61,972.61	3,08,901.72	15,665.15	25,890.90	3,50,457.78
New assets originated or purchased	7,90,780.78	1,273.33	348.70	7,92,402.81	4,57,962.95	2,380.36	544.48	4,60,887.78
Assets derecognised or repaid (excluding write offs)	(4,99,579.40)	(26,245.02)	(140.97)	(5,25,965.39)	(3,33,089.67)	(6,684.94)	(6,711.75)	(3,46,486.37)
Transfers to Stage 1	293.55	(290.39)	(3.16)	-	4,660.61	(4,615.10)	(45.51)	-
Transfers to Stage 2	(3,789.25)	3,792.94	(3.69)	-	(25,669.64)	25,708.37	(38.73)	-
Transfers to Stage 3	(5,755.99)	(586.48)	6,342.47	-	(10,607.15)	(6,031.50)	16,638.65	-
Impact of exposures transferred between stages during the year	-	-	-	-	-	-	0.04	0.04
Amounts written off	-	-	(14,028.12)	(14,028.12)	-	-	(7,377.95)	(7,377.95)
Change in fair value of loan assets	5,488.37	-	-	5,488.37	4,491.33	-	-	4,491.33
<b>Gross carrying amount closing balance</b>	<b>6,94,088.21</b>	<b>4,366.72</b>	<b>21,415.35</b>	<b>7,19,870.27</b>	<b>4,06,650.15</b>	<b>26,422.34</b>	<b>28,900.12</b>	<b>4,61,972.61</b>

Reconciliation of ECL balance is given below:

Particulars	As at 31st March 2023				As at 31st March 2022			
	Stage 1	Stage 2	Stage 3	Total	Stage 1	Stage 2	Stage 3	Total
ECL allowance - opening balance	5,809.40	474.90	15,877.23	22,161.52	5,513.91	312.74	15,085.44	20,912.10
New assets originated or purchased	2,951.91	16.08	390.59	3,358.58	4,527.37	31.04	166.55	4,724.97
Assets derecognised or repaid (excluding write offs)	(2,426.24)	(234.97)	(7,683.93)	(10,345.14)	(2,061.72)	(0.11)	(1,323.44)	(3,385.27)
Transfers to Stage 1	12.97	(10.67)	(2.29)	0.00	88.66	(77.79)	(10.87)	-
Transfers to Stage 2	(104.82)	109.44	(4.62)	(0.00)	(469.11)	477.07	(7.97)	-
Transfers to Stage 3	(132.64)	(113.18)	245.83	0.00	(179.34)	(156.40)	335.74	-
Impact on year end ECLs of exposures transferred between stages during the year	(11.54)	434.13	5,896.70	6,319.29	(53.65)	(205.39)	4,015.37	3,756.33
Changes to models and inputs using ECL calculation <sup>1</sup>	(2,267.65)	(137.30)	1,571.62	(833.33)	(1,556.72)	93.73	992.98	(470.02)
Amounts written off	-	-	(447.42)	(447.42)	-	-	(3,509.45)	(3,509.45)
Additional credit loss provision made by management	-	-	(3,011.79)	(3,011.79)	-	-	132.86	132.86
<b>ECL allowance - closing balance</b>	<b>3,831.38</b>	<b>538.41</b>	<b>12,831.91</b>	<b>17,201.71</b>	<b>5,809.40</b>	<b>474.90</b>	<b>15,877.23</b>	<b>22,161.52</b>



Note 8 continued

**Muthoot Housing Finance Company Limited**

The table below shows the credit quality and the maximum exposure to credit risk based on the Company's internal credit rating system and year-end stage classification. The amounts presented are gross of impairment allowances. Details of the Company's internal grading system are explained in Note 43 and policies on whether ECL allowances are calculated on an individual or collective basis are set out in Note 43

Particulars	As at 31st March 2023				As at 31st March 2022			
	Stage 1	Stage 2	Stage 3	Total	Stage 1	Stage 2	Stage 3	Total
<b>Internal rating grade</b>								
<b>Performing</b>								
High grade	1,26,934.80	50.08	-	<b>1,26,984.87</b>	1,04,399.79	-	-	<b>1,04,399.79</b>
Standard grade	8,829.48	107.79	-	<b>8,937.27</b>	7,091.43	-	-	<b>7,091.43</b>
Sub-standard grade	-	9,333.30	-	<b>9,333.30</b>	-	4,998.08	-	<b>4,998.08</b>
Past due but not impaired	-	-	-	-	-	5,500.03	-	<b>5,500.03</b>
<b>Non-performing</b>								
Individually impaired	-	-	1,248.07	<b>1,248.07</b>	-	-	5,758.16	<b>5,758.16</b>
<b>Total</b>	<b>1,35,764.27</b>	<b>9,491.16</b>	<b>1,248.07</b>	<b>1,46,503.51</b>	<b>1,11,491.22</b>	<b>10,498.11</b>	<b>5,758.16</b>	<b>1,27,747.49</b>

An analysis of changes in principal value in relation to receivables under financing activities is, as follows:

Particulars	As at 31st March 2023				As at 31st March 2022			
	Stage 1	Stage 2	Stage 3	Total	Stage 1	Stage 2	Stage 3	Total
<b>Gross carrying amount opening balance</b>	1,13,132.03	10,298.05	5,068.65	<b>1,28,498.73</b>	1,08,232.40	6,667.40	4,113.34	<b>1,19,013.13</b>
New assets originated or purchased	43,310.50	65.57	22.37	<b>43,398.44</b>	27,475.82	5.35	-	<b>27,481.17</b>
Assets derecognised or repaid (excluding write offs)	(17,740.25)	(1,416.15)	(4,400.20)	<b>(23,556.60)</b>	(14,841.19)	(1,445.96)	-	<b>(16,287.15)</b>
Transfers to Stage 1	(1,235.62)	1,188.91	46.70	<b>0.00</b>	(5,062.02)	6,770.44	(1,708.42)	-
Transfers to Stage 2	(1,188.91)	662.71	526.20	-	(6,770.44)	5,805.88	964.56	-
Transfers to Stage 3	(46.70)	(526.20)	572.90	-	(964.56)	(1,699.18)	2,663.74	-
Impact of exposures transferred between stages during the year	1,235.62	(662.71)	(572.90)	<b>(0.00)</b>	5,062.02	(5,805.88)	(964.57)	<b>(1,708.43)</b>
<b>Gross carrying amount closing balance</b>	<b>1,37,466.67</b>	<b>9,610.17</b>	<b>1,263.72</b>	<b>1,48,340.57</b>	<b>1,13,132.03</b>	<b>10,298.05</b>	<b>5,068.65</b>	<b>1,28,498.73</b>

Reconciliation of ECL balance is given below:

Particulars	As at 31st March 2023				As at 31st March 2022			
	Stage 1	Stage 2	Stage 3	Total	Stage 1	Stage 2	Stage 3	Total
ECL allowance - opening balance	411.11	440.95	1,820.36	<b>2,672.42</b>	372.91	304.69	1,681.06	<b>2,358.67</b>
New assets originated or purchased	66.35	1.17	18.33	<b>85.85</b>	95.04	0.27	-	<b>95.31</b>
Additional provision/ (reversal of) provision	(420.26)	(162.53)	779.17	<b>196.38</b>	(63.07)	234.02	764.65	<b>935.60</b>
Assets derecognised or repaid (excluding write offs)	(48.72)	(33.70)	(1,549.48)	<b>(1,631.90)</b>	(37.51)	(38.95)	(640.69)	<b>(717.16)</b>
Transfers to Stage 1	222.59	(53.14)	(169.45)	-	43.75	(9.74)	(34.01)	-
Transfers to Stage 2	53.14	(13.13)	(40.01)	-	9.74	(59.08)	49.34	-
Transfers to Stage 3	169.45	40.01	(209.46)	-	34.01	(49.34)	15.34	-
Impact on year end ECLs of exposures transferred between stages during the year	(222.59)	13.13	209.46	-	(43.75)	59.08	(15.34)	-
<b>ECL allowance - closing balance</b>	<b>231.07</b>	<b>232.76</b>	<b>858.92</b>	<b>1,322.75</b>	<b>411.11</b>	<b>440.95</b>	<b>1,820.36</b>	<b>2,672.42</b>

<This section has been intentionally left blank>

*Note 8 continued*

**Transferred financial assets that are derecognised in their entirety but where the Group has continuing involvement**

The Group has sold some loans and advances as a source of finance. As per terms of the deal, risk and reward has been transferred to the customer. Hence, as per the derecognition criteria of IND AS 109, including transfer of substantially all risks and rewards relating to assets being transferred to the buyer being met, the assets have been derecognised. The table below summarises the carrying amount of the derecognised financial assets.

Under previous GAAP, retained interest receivable on loan assignment transactions were recognised over the period of such assigned loans. Under Ind AS, the gain arising on said transactions are recorded upfront by discounting the future cash flows accruing in the form of differential interest on such assigned loan to their present values.

Particulars	As at 31st March 2023	As at 31st March 2022
Carrying amount of derecognised financial assets	1,80,975.19	1,67,158.19
Gain/(loss) from derecognition	11,153.74	9,140.61

**Transferred financial assets that are not derecognised in their entirety**

The Group uses securitisations as a source of finance and a means of risk transfer. The Group securitised its microfinance loans to different entities. These entities are not related to the Group. Also, the Group neither holds any equity or other interest nor controls them.

As per the terms of the agreement, the Group is exposed to first loss amounting to 7.25% - 12.5% (7.25% - 12% as at March 31, 2022) of the amount securitised and therefore continues to be exposed to significant risk and rewards relating to the underlying gold and microfinance loans. These receivables are not derecognised and proceeds received are recorded as a financial liability under borrowings.

The table below outlines the carrying amounts and fair values of all financial assets transferred that are not derecognised in their entirety and associated liabilities.

Particulars	As at 31st March 2023	As at 31st March 2022
Carrying amount of assets re - recognised due to non transfer of assets	82,330.07	38,497.06
Carrying amount of associated liabilities	82,563.93	41,304.17

The carrying amount of above assets and liabilities is a reasonable approximation of fair value.

<This section has been intentionally left blank>

**Muthoot FinCorp Limited**

**Notes to the Consolidated Financial Statements for the year ended 31st March 2023**

(Amount in INR Lakhs, except share data and unless otherwise stated)

**9 Investments**

Particulars	As at 31st March 2023	As at 31st March 2022
<b>(i) At Amortized Cost / At Cost</b>		
<b>Debt securities (At Amortized Cost)</b>		
<b>Unlisted Debentures</b>		
Investment Richa Lifespace Private Limited	612.50	612.50
Investment Diyug Construction Private Limited	282.85	282.85
Investment Richa Realtors Private Limited	1,300.00	1,300.00
<b>Others</b>		
Investment in ARC Trust	6,331.37	-
<b>Sub-total for investments at amortised cost / cost</b>	<b>8,526.72</b>	<b>2,195.35</b>
<b>(ii) At Fair Value through Profit or Loss</b>		
<b>Others - Quoted</b>		
Investment in JM Financial India Fund II	236.50	156.37
Investments in Mutual Fund	650.10	4,076.39
<b>Others - Unquoted</b>		
Investment in Strugence Debt Fund	997.61	997.48
Investment in BPEA India Credit - Trust II	168.86	514.24
Investments in Security Receipts	2,662.07	-
<b>Sub-total for investments at fair value through Profit or loss</b>	<b>4,715.14</b>	<b>5,744.48</b>
<b>(iii) At Fair Value through Other Comprehensive Income</b>		
<b>Equity instruments</b>		
<b>Others-Quoted</b>		
Investment in Equity Shares (DP account with Motilal Oswal)	1,690.38	1,646.32
Investment in PMS - Motilal Oswal	231.12	465.24
<b>Others-Unquoted</b>		
Investment in Muthoot Pappachan Chits Private Limited	14.94	15.14
Investment in Avenues India Private Limited	479.10	477.67
Investment in Fair Asset Technologies (P) Limited	720.64	719.85
Investment in The Thinking Machine Media Private Limited	18.00	18.00
Investment In Speckle Internet Solutions Private Limited	42.86	198.10
<b>Sub-total for investments at fair value through other comprehensive income</b>	<b>3,197.04</b>	<b>3,540.32</b>
<b>Total Gross (A)</b>	<b>16,438.90</b>	<b>11,480.15</b>
i) Investments outside India	-	-
ii) Investments in India	16,438.90	11,480.15
<b>Total Gross (B)</b>	<b>16,438.90</b>	<b>11,480.15</b>
Less : Allowance for impairment loss ( C )	(1,207.44)	(1,207.44)
<b>Total - Net D = (A) - (C )</b>	<b>15,231.46</b>	<b>10,272.71</b>

Debt Instruments measured at Amortised Cost

Credit Quality of Assets

Particulars	31/03/2023				31/03/2022			
	Stage 1	Stage 2	Stage 3	Total	Stage 1	Stage 2	Stage 3	Total
<b>Internal rating grade</b>								
<b>Performing</b>								
High grade	-	-	-	-	-	-	-	-
Standard grade	-	-	-	-	-	-	-	-
Sub-standard grade	-	-	-	-	-	-	-	-
Past due but not impaired	-	-	-	-	-	-	-	-
<b>Non- performing</b>								
Individually impaired	-	-	2,195.35	2,195.35	-	-	2,195.35	2,195.35
<b>Total</b>	-	-	<b>2,195.35</b>	<b>2,195.35</b>	-	-	<b>2,195.35</b>	<b>2,195.35</b>

An analysis of changes in the gross carrying amount in relation to Debt Instruments measured at Amortised Cost is, as follows

Particulars	31/03/2023				31/03/2022			
	Stage 1	Stage 2	Stage 3	Total	Stage 1	Stage 2	Stage 3	Total
<b>Gross carrying amount opening balance</b>	-	-	2,195.35	2,195.35	300.00	-	2,195.35	2,495.35
New assets originated or purchased	-	-	-	-	-	-	-	-
Assets derecognised or repaid (excluding write offs)	-	-	-	-	(300.00)	-	-	(300.00)
Assets written off during the period	-	-	-	-	-	-	-	-
Transfers to Stage 1	-	-	-	-	-	-	-	-
Transfers to Stage 2	-	-	-	-	-	-	-	-
Transfers to Stage 3	-	-	-	-	-	-	-	-
<b>Gross carrying amount closing balance</b>	-	-	<b>2,195.35</b>	<b>2,195.35</b>	-	-	<b>2,195.35</b>	<b>2,195.35</b>

Reconciliation of ECL balance is given below:

Particulars	2022-23				2021-22			
	Stage 1	Stage 2	Stage 3	Total	Stage 1	Stage 2	Stage 3	Total
ECL allowance - opening balance	-	-	1,207.44	1,207.44	-	-	1,207.44	1,207.44
New assets originated or purchased	-	-	-	-	-	-	-	-
Assets derecognised or repaid (excluding write offs)	-	-	-	-	-	-	-	-
Assets written off during the period	-	-	-	-	-	-	-	-
Transfers to Stage 1	-	-	-	-	-	-	-	-
Transfers to Stage 2	-	-	-	-	-	-	-	-
Transfers to Stage 3	-	-	-	-	-	-	-	-
<b>ECL allowance - closing balance</b>	-	-	<b>1,207.44</b>	<b>1,207.44</b>	-	-	<b>1,207.44</b>	<b>1,207.44</b>

<This section has been intentionally left blank>

**10 Other financial assets**

Particulars	As at 31st March 2023	As at 31st March 2022
Security deposits	6,601.57	7,059.96
Interest accrued on fixed deposits with banks	626.97	345.94
Advance for financial assets	-	2,209.63
Deposits	171.62	169.00
Deposit with original maturity for more than twelve months	107.54	1,084.26
Receivables from auction proceeds	4,803.44	-
EIS receivable (net)	478.56	815.25
Other financial assets	2,608.43	2,581.08
<b>Total</b>	<b>15,398.13</b>	<b>14,265.13</b>

**11 Investment property**

Particulars	As at 31st March 2023	As at 31st March 2022
<b>Inventory – Projects</b>		
<b>Opening Balance</b>	30,236.55	30,096.71
Transferred from / (to) property, plant and equipment	-	-
Acquisitions / (Disposals)	(4,116.78)	139.83
<b>Closing balance</b>	<b>26,119.76</b>	<b>30,236.55</b>
<b>Depreciation and Impairment</b>		
<b>Opening balance</b>	-	-
Charge for the year	-	-
<b>Closing Balance</b>	<b>-</b>	<b>-</b>
<b>Net Block</b>	<b>26,119.76</b>	<b>30,236.55</b>

11.1. Investment Property includes lien marked properties of INR 9,460.56 as at 31st March, 2023 (March 31, 2022 - INR 9,460.56)

11.2. Fair Value of Investment Property as at March 31, 2023 - INR 27,823.11 (March 31, 2022 - INR 31,593.16)

11.3. Investment Property does not contain any immovable property which is not held in the name of the company

<This section has been intentionally left blank>

**Muthoot FinCorp Limited**
**Notes to the Consolidated Financial Statements for the year ended 31st March 2023**
*(Amount in INR Lakhs, except share data and unless otherwise stated)*
**12 Property, plant and equipment**

Particulars	Buildings	Computer	Furniture & Fixtures	Land	Plant & Equipment	Vehicles	Windmill	Office Equipment	Electrical Equipments	Leasehold Improvements	Equipment - Finance Lease	Total
<b>As at 31st March 2021</b>	<b>5,850.61</b>	<b>5,547.45</b>	<b>25,820.43</b>	<b>12,555.55</b>	<b>14,025.31</b>	<b>302.52</b>	<b>7,449.78</b>	<b>2,330.08</b>	<b>172.43</b>	<b>154.07</b>	<b>(0.00)</b>	<b>74,208.21</b>
Addition during the year	-	823.43	1,856.72	-	1,087.81	13.06	-	599.63	18.68	31.96	-	4,431.29
Disposals	-	(8.30)	(0.63)	-	-	-	-	(24.12)	(6.23)	(5.66)	-	(44.94)
<b>As at 31st March 2022</b>	<b>5,850.61</b>	<b>6,362.58</b>	<b>27,676.51</b>	<b>12,555.55</b>	<b>15,113.12</b>	<b>315.58</b>	<b>7,449.78</b>	<b>2,905.59</b>	<b>184.87</b>	<b>180.37</b>	<b>(0.00)</b>	<b>78,594.56</b>
Addition during the year	448.51	1,261.03	2,318.60	-	2,254.79	1.42	-	1,060.88	532.51	71.22	-	7,948.96
Disposals	(39.60)	(3.22)	(2.65)	(22.77)	-	-	-	(47.78)	(3.62)	-	-	(119.63)
<b>As at 31st March 2023</b>	<b>6,259.52</b>	<b>7,620.38</b>	<b>29,992.46</b>	<b>12,532.78</b>	<b>17,367.91</b>	<b>317.01</b>	<b>7,449.78</b>	<b>3,918.70</b>	<b>713.77</b>	<b>251.59</b>	<b>(0.00)</b>	<b>86,423.89</b>
<b>Accumulated Depreciation:</b>												
<b>As at 31st March 2021</b>	<b>395.92</b>	<b>4,089.91</b>	<b>14,415.00</b>	<b>-</b>	<b>6,701.17</b>	<b>206.81</b>	<b>2,048.37</b>	<b>659.91</b>	<b>76.91</b>	<b>70.78</b>	<b>(0.00)</b>	<b>28,664.77</b>
Addition during the year	66.19	1,250.05	755.28	-	3,400.21	17.55	511.74	529.71	15.65	28.46	-	6,574.84
Disposals	-	(7.69)	(0.38)	-	-	-	-	(21.06)	(3.34)	(5.38)	-	(37.84)
<b>As at 31st March 2022</b>	<b>462.11</b>	<b>5,332.27</b>	<b>15,169.90</b>	<b>-</b>	<b>10,101.38</b>	<b>224.36</b>	<b>2,560.11</b>	<b>1,168.55</b>	<b>89.21</b>	<b>93.87</b>	<b>(0.00)</b>	<b>35,201.77</b>
Addition during the year	102.06	855.69	1,989.32	-	1,474.46	15.71	511.74	602.95	37.71	38.08	-	5,627.72
Disposals	-	(2.57)	(2.14)	-	-	-	-	(43.50)	(3.98)	-	-	(52.18)
<b>As at 31st March 2023</b>	<b>564.17</b>	<b>6,185.39</b>	<b>17,157.08</b>	<b>-</b>	<b>11,575.85</b>	<b>240.07</b>	<b>3,071.86</b>	<b>1,728.01</b>	<b>122.95</b>	<b>131.95</b>	<b>(0.00)</b>	<b>40,777.32</b>
<b>Net book value:</b>												
<b>As at 31st March 2022</b>	<b>5,388.50</b>	<b>1,030.31</b>	<b>12,506.61</b>	<b>12,555.55</b>	<b>5,011.73</b>	<b>91.22</b>	<b>4,889.67</b>	<b>1,737.04</b>	<b>95.66</b>	<b>86.50</b>	<b>(0.00)</b>	<b>43,392.79</b>
<b>As at 31st March 2023</b>	<b>5,695.35</b>	<b>1,434.99</b>	<b>12,835.38</b>	<b>12,532.78</b>	<b>5,792.06</b>	<b>76.94</b>	<b>4,377.92</b>	<b>2,190.68</b>	<b>590.82</b>	<b>119.64</b>	<b>(0.00)</b>	<b>45,646.57</b>

**13 Intangible assets under development and other intangible assets**

Particulars	Intangible assets under development	Computer Software
<b>As at 31st March 2021</b>	<b>114.45</b>	<b>3,843.18</b>
Addition during the year	-	698.80
Capitalised during the year	(114.45)	-
Disposals	-	-
<b>As at 31st March 2022</b>	<b>-</b>	<b>4,541.98</b>
Addition during the year	880.25	594.19
Capitalised during the year	-	-
Disposals	-	-
<b>As at 31st March 2023</b>	<b>880.25</b>	<b>5,136.18</b>
<b>Accumulated Depreciation:</b>		
<b>As at 31st March 2021</b>	<b>-</b>	<b>1,951.45</b>
Charged for the year	-	637.49
Disposals	-	-
<b>As at 31st March 2022</b>	<b>-</b>	<b>2,588.95</b>
Charged for the year	-	815.46
Disposals	-	-
<b>As at 31st March 2023</b>	<b>-</b>	<b>3,404.41</b>
<b>Net book value:</b>		
<b>As at 31st March 2022</b>	<b>-</b>	<b>1,953.04</b>
<b>As at 31st March 2023</b>	<b>880.25</b>	<b>1,731.77</b>

**Muthoot FinCorp Limited**

**Notes to the Consolidated Financial Statements for the year ended 31st March 2023**

(Amount in INR Lakhs, except share data and unless otherwise stated)

**14 Right-of-use assets**

Particulars	As at 31st March 2023	As at 31st March 2022
Depreciation charge for Right-of-use assets		
<i>Leasehold Property</i>	15,184.69	16,337.44
<i>Equipments</i>	2.65	34.17
Interest expense on lease liabilities	10,145.50	6,901.55
Income from subleasing right-of-use assets	161.53	158.79
Total cash outflow for leases	21,067.96	19,575.16
Carrying amount of right-of-use assets		
<i>Leasehold Property</i>	91,866.12	66,254.37
<i>Equipments</i>	1.56	4.21
Lease Liability		
<i>Leasehold Property</i>	1,02,701.17	74,228.21
<i>Equipments</i>	1.75	4.90

14.1. The expense relating to payments not included in the measurement of the lease liability is as follows:

Particulars	As at 31st March 2023	As at 31st March 2022
Short-term leases	24.66	23.38
Leases of low value assets	-	-
Variable lease payments	-	-

14.2. Carrying value of right-of-use assets at the end of the reporting period:

Particulars	As at 31st March 2023	As at 31st March 2022
Balance as at the beginning	66,258.57	50,836.70
Additions	40,924.22	32,133.64
Deletions	(298.20)	(261.74)
Depreciation charge for the year	(15,187.34)	(16,371.61)
Other Adjustment	170.42	(78.43)
Balance at the end	91,867.68	66,258.57

14.3. Movement in lease liabilities:

Particulars	As at 31st March 2023	As at 31st March 2022
Balance as at the beginning	74,233.11	55,998.55
Additions	39,547.34	31,309.79
Interest on lease liabilities	10,145.50	6,901.55
Payment of lease liabilities	(21,067.97)	(19,575.17)
Other Adjustment	(155.07)	(401.63)
Balance at the end	1,02,702.92	74,233.11

14.4. Maturity analysis of lease liabilities

Particulars	As at 31st March 2023	As at 31st March 2022
Less than one year	20,739.20	15,955.68
One to five years	78,479.99	54,630.83
More than five years	57,518.43	41,210.26
Total undiscounted lease liabilities as at March 31, 2023 / March 31, 2022	1,56,737.62	1,11,796.77

15 Other non financial assets

Particulars	As at 31st March 2023	As at 31st March 2022
Prepaid expenses	2,884.40	934.98
Advance to Creditors	600.60	632.78
Advance for Property (refer note a)	19,000.17	23,790.54
Pre-Deposit Fee	753.95	619.45
GST / Service Tax Receivables	1,175.66	1,041.51
Other Receivable	112.47	2,553.71
Assets held for sale (refer note b)	819.46	1,452.46
Capital advances	99.65	92.24
<b>Total</b>	<b>25,446.36</b>	<b>31,117.67</b>

(a) Advance for Property as on March 31, 2023 consists of - INR 0.00 (P.Y. INR 1,722.40), INR 1,487.26 (P.Y. INR 1,487.26) and INR 17,512.91 (P.Y. INR 20,580.88) advanced by the Company to its Directors and their relatives, M/s. MPG Hotels & Infrastructure Ventures Private Limited (a Company in which the Directors are interested) and M/s. Muthoot Estate Investments (a firm in which the Directors of the Company are partners) respectively for purchase of immovable property by the Company from them.

(b) Assets held for sale represents Assets acquired under satisfaction of debt by Muthoot Housing Finance Company Limited.

16 Payables

Particulars	As at 31st March 2023	As at 31st March 2022
<b>(I) Trade payables</b>		
Total outstanding dues of micro enterprises and small enterprises	18.22	6.41
Total outstanding dues of creditors other than micro enterprises and small enterprise	535.71	337.28
<b>(II) Other payables</b>		
Total outstanding dues of micro enterprises and small enterprises	813.40	79.03
Total outstanding dues of creditors other than micro enterprises and small enterprise	4,797.02	5,701.66
<b>Total</b>	<b>6,164.34</b>	<b>6,124.37</b>

Disclosure under Micro, Small, and Medium Enterprises Development Act, 2006 :

Particulars	As at 31st March 2023	As at 31st March 2022
Principal amount remaining unpaid during the year	831.62	85.44
Interest due thereon	-	-
Interest remaining accrued and unpaid at the end of the year	-	-
Total interest accrued and remained unpaid at year end	831.62	85.44



**(i) Ageing Schedule of Trade Payables (As on 31/03/2023)**

Particulars	Outstanding for following periods from due date of payment				
	Less than 1 year	1-2 years	2-3 years	More than 3 years	Total
(i) MSME	17.95	-	-	-	17.95
(ii) Others	151.01	2.99	0.59	6.51	161.10
(iii) Disputed Dues- MSME	-	-	-	0.26	0.26
(iv) Disputed Dues- Others	-	-	-	11.38	11.38
<b>Total</b>	<b>168.97</b>	<b>2.99</b>	<b>0.59</b>	<b>18.15</b>	<b>190.69</b>
Unbilled (Undisputed outstanding of non MSME trade payables)					363.23
<b>Total</b>					<b>553.92</b>

**(ii) Ageing Schedule of Trade Payables (As on 31/03/2022)**

Particulars	Outstanding for following periods from due date of payment				
	Less than 1 year	1-2 years	2-3 years	More than 3 years	Total
(i) MSME	6.62	0.03	-	0.26	6.91
(ii) Others	70.80	5.96	-	13.96	90.71
(iii) Disputed Dues- MSME	-	-	-	-	-
(iv) Disputed Dues- Others	-	-	-	-	-
<b>Total</b>	<b>77.42</b>	<b>5.99</b>	<b>-</b>	<b>14.22</b>	<b>97.63</b>
Unbilled (Undisputed outstanding of non MSME trade payables)					246.06
<b>Total</b>					<b>343.69</b>

**17 Debt Securities (At Amortised Cost)**

Particulars*	As at 31st March 2023	As at 31st March 2022
<b>Secured</b>		
Secured Non-Convertible Debentures	88.00	587.29
Secured Non-Convertible Debentures- Listed	3,86,884.58	2,98,706.31
Secured Non-Convertible Debentures - Covered Bonds - Listed	49,837.07	1,43,079.15
<b>Unsecured</b>		
Commercial Paper	4,848.39	4,968.27
<b>Total</b>	<b>4,41,658.04</b>	<b>4,47,341.02</b>
Debt securities in India	4,41,658.04	4,47,341.02
Debt securities outside India	-	-
<b>Total</b>	<b>4,41,658.04</b>	<b>4,47,341.02</b>

\*Includes issue expenses amortised as per Effective Interest Rate (EIR)

**Maturity Profile of Non-Convertible Debentures as on March 31st 2023:**

Particulars	Amount
FY 2023-24	2,09,452.23
FY 2024-25	94,614.56
FY 2025-26	81,397.38
FY 2026-27	36,016.62
FY 2027-28	8,320.74
FY 2029-30	9,728.70
FY 2030-31	4,008.43
Adjustments on account of effective rate of interest	(1,880.62)
<b>TOTAL</b>	<b>4,41,658.04</b>

Secured debentures are secured in either of the following ways by the respective Company issuing the instrument:

Nature of security	Outstanding as at March 31st 2023	Outstanding as at March 31st 2022
<b>Privately placed (Listed &amp; Unlisted)</b>		
Secured by subservient charge on all current assets (both present and future) and immovable property of the Company	88.00	88.00
Exclusive charge over book debts equivalent to 100% of the loan and interest amount	28,320.00	19,000.00
Exclusive charge over book debts equivalent to 110% of the loan and interest amount	15,000.00	44,540.00
Exclusive charge over book debts equivalent to 115% of the loan and interest amount	90,040.00	-
Hypothecation of Loan Receivables of the Company equivalent to 1.1 times of the amount outstanding	-	500.00
First Pari-passu charge on the present and future standard loan receivables equivalent to 1.10 times of the loan	10,000.00	10,000.00
<b>Public Issue - Listed</b>		
Subservient charge with existing secured creditors on all loan receivables (both present and future) of the company in favour of Debenture Trustee, to be held on pari passu basis among the present and / or future NCD holders	2,36,910.67	1,83,294.62
Subservient charge with existing secured creditors on all loan receivables (both present and future) of the company and exclusive mortgage and first charge over certain immovable property of the Company	8,331.60	43,596.53
<b>Covered Bonds - Listed</b>		
First Pari-passu charge on the present and future current assets of the Company along with other lenders and NCD investors with a minimum asset coverage ratio of 1.10 times of the value of the outstanding principal amounts of the Debentures	20,000.00	20,000.00
Hypothecation over Cover Pool and C&P Account to be created upfront by the Trust in favour of Security Trustee. Cover of 1.15 times the outstanding NCDs to be maintained at all times Hypothecation over: (i) Contribution (ii) right, title and interest of the Borrower in the property belonging to the Trust, as a residual beneficiary; and (iii) in the event that the transfer of the assets from the Borrower to the Trust is reversed for any reason whatsoever, then all right, title and interest of the Borrower in the said assets (iv) Cash Collateral of 7% of Facility Amount (static) in the form of Fixed Deposits to be created upfront by the Company in favour of Debenture Trustee, to be created by the Borrower upfront and CHG 9 to be filed within 30 days from date of first disbursement by Borrower in favour of Security Trustee	-	3,750.00
First ranking exclusive and continuing charge on book debts which shall be maintained at 1.15 times the value of the aggregate principal amount outstanding on the Debentures including accrued Coupon thereon, Default Interest accrued thereon	-	37,500.00
First ranking exclusive and continuing charge on book debts which shall be maintained at 1.15 times the value of the aggregate principal amount outstanding on the Debentures including accrued Coupon thereon, Default Interest accrued thereon and first ranking pari passu charge by way of mortgage over certain immovable property of the Company	-	20,000.00
First ranking exclusive and continuing charge on book debts which shall be maintained at 1.20 times the value of the aggregate principal amount outstanding on the Debentures including accrued Coupon thereon, Default Interest accrued thereon	30,000.00	62,500.00

## 18 Borrowings (other than debt securities) - At Amortised Cost

Particulars	As at 31st March 2023	As at 31st March 2022
<b>(a) Term loans</b>		
(i) from banks	9,08,291.16	6,84,220.85
(ii) from other parties		
- financial institutions	1,24,425.38	1,27,840.12
- financial institutions (in foreign currency)	20,477.63	-
- financial institutions (unsecured)	5,477.27	15,597.70
(iii) under securitisation arrangement	82,306.31	41,210.91
<b>(b) Loans repayable on demand</b>		
(i) from banks (OD & CC)	7,52,795.24	7,31,762.24
(ii) from other parties (unsecured)	770.00	460.09
<b>Total</b>	<b>18,94,542.99</b>	<b>16,01,091.91</b>
Borrowings in India	18,94,542.99	16,01,091.91
Borrowings outside India	-	-

## a) Security details :

Borrowings (other than debt securities) are secured in either of the following ways by the respective Company issuing the instrument:

Nature of the security	Outstanding as at March 31st 2023	Outstanding as at March 31st 2022
<b>From Banks and Financial Institutions</b>		
Hypothecation of Loan receivables, other current assets & specified fixed assets equivalent to security cover stipulated by respective banks (Guaranteed by promoter directors INR 4,74,755 (31st March 2022 : INR 4,14,367))	5,03,400.35	4,25,216.06
Hypothecation of Loan Receivables equivalent to security cover stipulated by respective banks (Guaranteed by promoter directors)	1,13,327.67	96,368.32
Hypothecation of all present and future current assets including Book Debts, Trade Receivables, Fixed Assets, Intangible assets and all other Receivables	231.77	631.77
Cash margin of 10%	-	7,328.11
Exclusive charge over book debts equivalent to 100% of loan amount and Cash margin of 10%	7,330.12	10,000.00
Exclusive charge over book debts equivalent to 105% of loan amount and Cash margin of 5%	62,004.68	24,100.37
Exclusive charge over book debts equivalent to 108% of loan amount and Cash margin of 8%	-	778.16
Exclusive charge over book debts equivalent to 108% of loan amount and Cash margin of 10%	-	1,039.57
Exclusive charge over book debts equivalent to 108.30% of loan amount and Cash margin of 10%	-	345.05
Exclusive charge over book debts equivalent to 108.68% of loan amount and Cash margin of 12%	-	2,959.67
Exclusive charge over book debts equivalent to 108.70% of loan amount and Cash margin of 12%	254.42	10,764.10
Exclusive charge over book debts equivalent to 110% of loan amount and Cash margin of 5%	91,537.68	73,682.79
Exclusive charge over book debts equivalent to 110% of loan amount and Cash margin of 7.25%	-	5,361.62
Exclusive charge over book debts equivalent to 110% of loan amount and Cash margin of 8%	-	1,076.04
Exclusive charge over book debts equivalent to 110% of loan amount and Cash margin of 10%	8,674.53	-
Exclusive charge over book debts equivalent to 111% of loan amount and Cash margin of 10%	17,641.32	-
Exclusive charge over book debts equivalent to 111% of loan amount and Cash margin of 12.5%	3,386.18	-
Exclusive charge over book debts equivalent to 111.11% of loan amount and Cash margin of 10%	-	6,662.59
Exclusive charge over book debts equivalent to 111.12% of loan amount and Cash margin of 10%	691.40	8,665.76
Exclusive charge over book debts equivalent to 111.21% of loan amount and Cash margin of 10%	-	3,558.34
Exclusive charge over book debts equivalent to 112% of loan amount and Cash margin of 10%	5,766.28	5,100.00
Exclusive charge over book debts equivalent to 112.74% of loan amount	880.00	2,750.00

Nature of the security	Outstanding as at March 31st 2023	Outstanding as at March 31st 2022
Exclusive charge over book debts equivalent to 113% of loan amount and Cash margin of 10%.	-	20,000.00
Exclusive charge over book debts equivalent to 114% of loan amount and Cash margin of 10%.	5,540.35	-
Exclusive charge over book debts equivalent to 114% of loan amount and Cash margin of 5.5%.	40,191.91	-
Exclusive charge over book debts equivalent to 114% of loan amount and Cash margin of 7.4%.	9,407.16	-
Exclusive charge over book debts equivalent to 114% of loan amount and Cash margin of 7.5%.	7,292.79	-
Exclusive charge over book debts equivalent to 114% of loan amount and Cash margin of 8%.	2,116.21	-
Exclusive charge over book debts equivalent to 114% of loan amount and Cash margin of 9.5%.	5,757.34	-
Exclusive charge over book debts equivalent to 115% of loan amount and Cash margin of 5%.	-	3,494.14
Exclusive charge over book debts equivalent to 125% of loan amount and Cash margin of 5%.	27,021.44	-
Exclusive charge over book debts equivalent to 117% of loan amount and Cash margin of 5%	13,493.53	2,332.36
Exclusive charge over book debts equivalent to 133% of loan amount and Cash margin of 5%	6,643.63	13,250.66
Exclusive charge over book debts equivalent to 100% of loan amount	23,062.11	30,612.37
Exclusive charge over book debts equivalent to 105% of loan amount	10,646.20	22,961.21
Exclusive charge over book debts equivalent to 110% of loan amount	1,54,974.45	64,316.27
Exclusive charge over book debts equivalent to 111% of loan amount	2,614.01	-
Exclusive charge over book debts equivalent to 115% of loan amount	4,642.06	1,767.08
<b>From other parties</b>		
Hypothecation of Loan Receivables of the Company equivalent to security cover stipulated by respective lender	6,970.90	8,149.58
<b>Loans repayable on demand</b>		
Hypothecation of Loan Receivables equivalent to security cover stipulated by respective banks (Guaranteed by promoter directors)	7,46,415.46	7,28,350.96

**b) Terms of repayment**

**Secured loans from Banks**

Name of Party	Outstanding as at March 31st 2023	Outstanding as at March 31st 2022	Terms of Repayment
<b>Term Loan from Banks</b>			
State Bank of India Car Loan	0.50	6.51	Repayable in 16 monthly instalments on diminishing value method
State Bank of India Car Loan	-	4.20	Repayable in 24 monthly instalments on diminishing value method
Axis Bank	17,000.00	-	Repayable in 7 quarterly instalments of INR 2,429 each from July 2023
Axis Bank	15,714.29	17,500.00	Repayable in 4 quarterly instalments of INR 3,928 each from May 2023 (INR 10,000 availed additionally during the year ended March, 2023)
Bandhan Bank	7,498.24	-	Repayable in 11 quarterly instalments of INR 682 each from April 2023
Bandhan Bank	17,500.00	-	Repayable in 11 quarterly instalments of INR 1,590 each from Sept 2023
Bank of Baroda	-	2,000.00	Repayable in 2 quarterly instalments of INR 1,000 each from June 2022
Bank of Baroda	6,000.00	18,000.00	Repayable in 2 quarterly instalments of INR 3,000 each from April 2023
Bank of India	-	12,000.00	Repayable in 4 quarterly instalments of INR 3,000.00 each from June 2022
Bank of Maharashtra	25,186.85	-	Repayable in 10 quarterly instalments of INR 2,500 each from Sept 2023
Bank of Maharashtra	4,536.31	10,580.28	Repayable in 3 quarterly instalments of INR 1,500 each from June 2023
Canara Bank	8,636.00	25,908.00	Repayable in 2 quarterly instalments of INR 4,318 each from June 2023
Canara Bank	18,000.00	30,000.00	Repayable in 6 quarterly instalments of INR 3,000 each from June 2023
Canara Bank	16,363.64	-	Repayable in 9 quarterly instalments of INR 1,818 each from June 2023
Canara Bank	30,000.00	-	Repayable in 16 quarterly instalments of INR 1,875 each from June 2023
Central Bank of India	-	5,914.92	Repayable in 2 quarterly instalments of INR 3,000.00 each from May 2022
Central Bank of India	-	3,697.76	Repayable in June 2022

Name of Party	Outstanding as at March 31st 2023	Outstanding as at March 31st 2022	Terms of Repayment
Central Bank of India	1,837.03	5,599.23	Repayable in 2 quarterly instalments of INR 937.5 each from May 2023
Central Bank of India	1,844.01	5,612.06	Repayable in 2 quarterly instalments of INR 937.50 each from May 2023
Central Bank of India	5,974.51	9,999.44	Repayable in 6 quarterly instalments of INR 1,000 each from June 2023
Central Bank of India	20,981.01	-	Repayable in 7 quarterly instalments of INR 3,000 each from June 2023
Central Bank of India	11,962.16	19,986.36	Repayable in 6 quarterly instalments of INR 2,000 each from June 2023
DBS Bank	2,857.14	5,000.00	Repayable in 12 monthly instalments of INR 238 each from April 2023
DBS Bank	2,857.14	5,000.00	Repayable in 12 monthly instalments of INR 238 each from April 2023
Federal Bank	10,000.00	-	Repayable in 10 quarterly instalments of INR 1,000 each from June 2023
Indian Bank	6,043.06	18,134.56	Repayable in 2 quarterly instalments of INR 3,000 each from June 2023
Indian Bank	12,591.27	24,349.30	Repayable in 15 monthly instalments of INR 833 each from April 2023 (two instalments were prepaid during the year ended March, 2023)
Indian Bank	16,117.74	10,002.26	Repayable in 12 quarterly instalments of INR 1,333 each from June 2023 (INR 10,000 availed additionally during the year ended March, 2023)
Indian Bank	9,161.20	-	Repayable in 10 quarterly instalments of INR 909 each from March 2023
Indian Bank	20,148.77	-	Repayable in 11 quarterly instalments of INR 1,819 each from September 2023
Oriental Bank of Commerce	-	3,309.56	Repayable in 2 quarterly instalments of INR 1,666.67 each in June 2022, September 2022
Punjab National Bank	36,002.31	30,000.00	Repayable in 8 quarterly instalments of INR 4,546 each from June 2023 (INR 20,000 availed additionally during the year ended March, 2023. INR 341.80 was paid in excess during the year ended March 31, 2023)
Punjab & Sind Bank	2,999.96	8,000.00	Repayable in 3 quarterly instalments of INR 1,000 each from June 2023 (one instalment was prepaid during the year ended March, 2023)
Punjab & Sind Bank	8,843.42	15,000.00	Repayable in 6 quarterly instalments of INR 1,500 each from May 2023
Punjab & Sind Bank	12,799.92	7,500.00	Repayable in 8 quarterly instalments of INR 1,600 each from June 2023 (INR 8,500 availed additionally during the year ended March, 2023)
Punjab & Sind Bank	9,000.00	-	Repayable in 9 quarterly instalments of INR 1,000 each from April 2023
State Bank of India	10,499.44	24,499.66	Repayable in 3 quarterly instalments of INR 3,500 each from May 2023
State Bank of India	22,749.09	32,499.85	Repayable in 7 quarterly instalments of INR 3,250 each from May 2023
State Bank of India	44,549.97	-	Repayable in 18 quarterly instalments of INR 2,778 each from Oct 2023
UCO Bank	3,112.07	5,617.37	Repayable in 5 quarterly instalments of INR 625 each from June 2023
UCO Bank	6,246.70	9,371.72	Repayable in 8 quarterly instalments of INR 781.25 each from May 2023
UCO Bank	3,740.59	8,740.60	Repayable in 3 quarterly instalments of INR 1,250 each from April 2023
UCO Bank	4,982.31	9,982.33	Repayable in 4 quarterly instalments of INR 1,250 each from May 2023

<This section has been intentionally left blank>

Name of Party	Outstanding as at March 31st 2023	Outstanding as at March 31st 2022	Terms of Repayment
UCO Bank	9,374.70	13,124.73	Repayable in 10 quarterly instalments of INR 937.50 each from April 2023
UCO Bank	14,999.93	13,000.00	Repayable in 12 quarterly instalments of INR 1,250 each from June 2023 (INR 7,000 availed additionally during the year ended March, 2023)
UCO Bank	17,500.00	-	Repayable in 14 quarterly instalments of INR 1,250 each from May 2023
United Bank of India	-	3,308.46	Repayable in May 2022
Ujjivan Bank	-	2,600.00	Repayable in 2 quarterly instalments of INR 1,300.00 each from June 2022
Ujjivan Bank	1,785.71	-	Repayable in 5 quarterly instalments of INR 357 each from May 2023
Ujjivan Bank	1,785.71	-	Repayable in 5 quarterly instalments of INR 357 each from May 2023
Yes Bank	5,684.84	8,528.84	Repayable in 8 quarterly instalments of INR 711 each from June 2023
AU Small Finance Bank Limited	125.19	625.00	Repayable in 20 quarterly instalments after 1 month from the date of full disbursement
Axis Bank	2,303.41	1,235.29	Repayable in 17 quarterly instalments after 12 months from the date of first disbursement
Bank of Baroda	1,032.12	1,309.97	Repayable in 36 quarterly instalments after 12 months from the disbursement
Bank of Baroda	5,000.00	-	Repayable in 32 quarterly instalments after 3 months from the disbursement
Bank of India	4,579.09	4,997.42	Repayable in 36 quarterly instalments after 12 months from the date of first disbursement
Canara Bank	2,175.93	2,731.48	Repayable in 108 monthly instalments after 13 months from the disbursement
Canara Bank	-	3,024.88	Repayable in 48 monthly instalments after 13 months from the disbursement
Canara Bank	1,388.89	1,666.67	Repayable in 36 equal quarterly instalments after 15 months from the disbursement
Canara Bank	10,000.00	-	Repayable in 72 equal monthly instalments after 12 months from the disbursement
DBS Bank India Limited	-	194.52	Repayable in 120 monthly instalments after 12 months from the disbursement
Federal Bank Limited	1,166.52	1,833.21	Repayable in 36 monthly instalments after a month from the disbursement
ICICI Bank Limited	-	267.86	Repayable in 28 quarterly instalments after 12 months from the disbursement
IDBI Bank Limited	569.04	672.48	Repayable in 58 quarterly instalments after 6 months from the disbursement
Indian Bank	5,500.00	6,879.31	Repayable in 29 quarterly instalments after a holiday period of 3 quarters from the date of first disbursement
Indian Bank	5,397.26	6,000.00	Repayable in 72 monthly instalments after a holiday period of 12 months from the date of first disbursement
Karur Vysya Bank	1,246.39	1,527.70	Repayable in 36 equal quarterly instalments after 12 months from the disbursement
Punjab National Bank	1,493.43	2,068.16	Repayable in 36 equal quarterly instalments after 6 months from the disbursement
Punjab National Bank	5,046.08	5,798.62	Repayable in 40 equal quarterly instalments after 15 months from the disbursement
Punjab National Bank	1,305.19	1,584.10	Repayable in 36 equal quarterly instalments after 12 months from the disbursement
Punjab National Bank	9,999.29	1,999.09	Repayable in 36 equal quarterly instalments after 12 months from the disbursement
South Indian Bank	-	274.35	Repayable in 84 monthly instalments after 12 months from the disbursement
South Indian Bank	368.35	868.46	Repayable in 60 instalments from the disbursement
State Bank of India	-	866.00	Repayable in 27 quarterly instalments after 6 months from the disbursement
State Bank of India	2,394.63	2,789.15	Repayable in 36 quarterly instalments after 4 months from the disbursement

Name of Party	Outstanding as at March 31st 2023	Outstanding as at March 31st 2022	Terms of Repayment
State Bank of India	5,901.54	6,696.20	Repayable in 35 quarterly instalments after 12 months from the disbursement
State Bank of India	7,109.58	7,999.64	Repayable in 36 quarterly instalments after 12 months from the disbursement
State Bank of India	10,000.01	4,999.82	Repayable in 36 quarterly instalments after 12 months from the disbursement
Union Bank of India	955.24	1,724.98	Repayable in 26 equal quarterly instalments after 6 months from the disbursement
Union Bank of India	3,331.21	4,164.79	Repayable in 24 equal quarterly instalments after 15 months from the disbursement
Union Bank of India	-	98.62	Repayable in 25 quarterly instalments after 9 months from the disbursement
Union Bank of India	2,493.07	3,049.33	Repayable in 36 equal quarterly instalments after 15 months from disbursement
Yes Bank Limited	2,407.27	2,738.56	Repayable in 163 monthly instalments after 6 months from the disbursement
National Housing Bank	168.73	234.69	Repayable in 47 quarterly instalments after quarter succeeding the disbursement
National Housing Bank	443.34	530.00	Repayable in 59 quarterly instalments after quarter succeeding the disbursement
National Housing Bank	34.27	52.95	Repayable in 27 quarterly instalments after quarter succeeding the disbursement
National Housing Bank	655.87	790.50	Repayable in 59 quarterly instalments after quarter succeeding the disbursement
National Housing Bank	1,049.17	1,216.20	Repayable in 59 quarterly instalments after quarter succeeding the disbursement
National Housing Bank	362.00	515.60	Repayable in 27 quarterly instalments after quarter succeeding the disbursement
National Housing Bank	170.70	193.50	Repayable in 39 quarterly instalments after quarter succeeding the disbursement
National Housing Bank	317.45	427.79	Repayable in 39 quarterly instalments after quarter succeeding the disbursement
National Housing Bank	716.74	891.80	Repayable in 39 quarterly instalments after quarter succeeding the disbursement
National Housing Bank	1,689.11	2,078.00	Repayable in 39 quarterly instalments after quarter succeeding the disbursement
National Housing Bank	773.39	973.71	Repayable in 39 quarterly instalments after quarter succeeding the disbursement
National Housing Bank	431.51	500.75	Repayable in 39 quarterly instalments after quarter succeeding the disbursement
National Housing Bank	-	594.79	Repayable within one year
National Housing Bank	72.21	92.58	Repayable in 27 quarterly instalments after quarter succeeding the disbursement
National Housing Bank	525.56	692.49	Repayable in 27 quarterly instalments after quarter succeeding the disbursement
National Housing Bank	2,749.94	3,435.00	Repayable in 27 quarterly instalments after quarter succeeding the disbursement
National Housing Bank	2,426.01	3,165.00	Repayable in 27 quarterly instalments after quarter succeeding the disbursement
National Housing Bank	1,378.01	-	Repayable in 27 quarterly instalments after quarter succeeding the disbursement
National Housing Bank	828.10	-	Repayable in 27 quarterly instalments after quarter succeeding the disbursement
National Housing Bank	989.19	-	Repayable in 27 quarterly instalments after quarter succeeding the disbursement
National Housing Bank	1,560.20	-	Repayable in 27 quarterly instalments after quarter succeeding the disbursement
National Housing Bank	3,500.00	-	Repayable in 27 quarterly instalments after quarter succeeding the disbursement

Name of Party	Outstanding as at March 31st 2023	Outstanding as at March 31st 2022	Terms of Repayment
Axis Bank VI	6,136.36	14,318.18	Repayable in 22 monthly instalments from March, 2022
Bandhan Bank IV	5,355.31	12,499.79	Repayable in 7 quarterly instalments from July, 2022
Bandhan Bank IV B	4,285.65	7,499.99	Repayable in 7 quarterly instalments from September, 2022
Bank of Bahrain and Kuwait	1,180.00	2,340.00	Repayable in 12 quarterly instalments from May 2021
Bank of Baroda	-	3,500.00	Repayable in 30 monthly instalments from March 2020
Bank of Baroda -2	5,000.00	8,333.33	Repayable in 36 monthly instalments from October, 2021
Canara Bank	4,997.59	8,331.43	Repayable in 36 monthly instalments from October, 2021
DCB IV	2,289.92	4,791.22	Repayable in 24 monthly instalments from March, 2022
DOHA Bank	-	80.56	Repayable in 36 monthly instalments from May, 2019
Equitas Small Finance Bank II	2,074.00	4,582.00	Repayable in 24 monthly instalments from February, 2022
HDFC	-	380.95	Repayable in 21 monthly instalments from March, 2021
IDBI Bank - IV	3,125.00	5,000.00	Repayable in 24 monthly instalments from July, 2022
IDBI III	2,656.25	4,531.25	Repayable in 32 monthly instalments from January, 2022
IOB	3,998.08	5,000.00	Repayable in 30 monthly instalments from September, 2022
Jana SFB	190.62	2,334.64	Repayable in 24 monthly instalments from May, 2021
Jana SFB - II	1,952.51	3,149.90	Repayable in 36 monthly instalments from September, 2021
Karnataka Bank	1,997.69	3,999.66	Repayable in 5 half yearly instalments from December, 2021
Karnataka Bank II	3,999.64	4,999.83	Repayable in 5 half yearly instalments from November, 2022
KOTAK IV	-	3,208.24	Repayable in 24 monthly instalments from March, 2021
Kotak Mahindra Bank V	4,375.00	7,499.99	Repayable in 23 monthly instalments from June, 2022
Punjab National Bank	-	18,180.51	Repayable in 33 monthly instalments from January, 2022
SBI 5	6,663.30	13,333.00	Repayable in 12 quarterly instalments from April, 2021
SCB	-	1,875.00	Repayable in 1 bullet payment in June, 2022
SCB - Jan'22	-	4,125.00	Repayable in 1 bullet payment in January, 2023
SCB - Nov'21	3,000.00	7,000.00	Repayable in 8 quarterly instalments from February, 2022
SCB - Nov'21 - 2	-	2,000.00	Repayable in 1 bullet payment in November, 2022
SCB - Oct'21	-	625.00	Repayable in 1 bullet payment in October, 2022
SCB -Apr'22	-	3,750.00	Repayable in 1 bullet payment in April, 2022
Union Bank of India	-	500.00	Repayable in 30 monthly instalments from April, 2020
Union Bank of India	-	1,500.00	Repayable in 30 monthly instalments from July, 2020
Utkarsh Small Finance Bank	312.50	1,562.50	Repayable in 24 monthly instalments from July, 2021
Woori Bank 3	700.00	2,100.00	Repayable in 24 monthly instalments from October, 2021
Woori Bank 4	1,033.33	2,712.50	Repayable in 24 monthly instalments from January, 2022
Axis TL	4,772.73	-	Repayable in 22 Monthly instalments from September, 2022
Axis TL	363.64	-	Repayable in 22 Monthly instalments from October, 2022
Utkarsh SFB	1,562.50	-	Repayable in 24 Monthly instalments from July, 2022
Karur Vysya Bank	2,250.00	-	Repayable in 10 Quarterly instalments from January, 2023
Bank of Bahrain & Kuwait	1,500.00	-	Repayable in 8 Quarterly instalments from October, 2022
HSBC	1,666.66	-	Repayable in 24 Monthly instalments from August, 2022
HSBC	2,393.53	-	Repayable in 24 Monthly instalments from March, 2023
ICICI TL	19,444.44	-	Repayable in 9 Quarterly instalments from December, 2022
SBI	27,261.60	-	Repayable in 11 Quarterly instalments from February, 2023
DBS Bank	4,166.67	-	Repayable in 24 Monthly instalments from December, 2022
DBS Bank	4,583.33	-	Repayable in 24 Monthly instalments from February, 2023
Suryoday SFB	3,854.27	-	Repayable in 24 Monthly instalments from October, 2022
BOB	12,428.57	-	Repayable in 35 Monthly instalments from October, 2022
ICBC	5,833.33	-	Repayable in 12 Quarterly instalments from December, 2022
Union Bank	8,787.88	-	Repayable in 33 Monthly instalments from December, 2022



Name of Party	Outstanding as at March 31st 2023	Outstanding as at March 31st 2022	Terms of Repayment
UCO Bank	8,333.31	-	Repayable in 12 Quarterly instalments from December, 2022
Jana Small Finance Bank	5,862.50	-	Repayable in 24 Monthly instalments from January, 2023
Kookmin Bank	7,000.00	-	Repayable in 8 Quarterly instalments from February, 2024
Kotak Mahindra Bank	3,666.67	-	Repayable in 24 Monthly instalments from February, 2023
Kotak Mahindra Bank	1,000.00	-	Repayable in 24 Monthly instalments from May, 2023
Bandhan	20,008.51	-	Repayable in 7 Quarterly instalments from June, 2023
DCB	3,833.29	-	Repayable in 24 Monthly instalments from March, 2023
Federal Bank	4,375.00	-	Repayable in 8 Quarterly instalments from March, 2023
Woori Bank	4,583.33	-	Repayable in 24 Monthly instalments from February, 2023
Axis Bank	6,300.00	-	Repayable in 22 Monthly instalments from April, 2023
SCB	19,000.00	-	Repayable in 8 Quarterly instalments from May, 2023
SCB	3,000.00	-	Repayable in 1 Bullet Payment instalments in February, 2024
Punjab and Sind	9,999.73	-	Repayable in 36 Monthly instalments from April, 2023
ICICI	5,500.00	-	Repayable in 9 Quarterly instalments from July, 2023
IDFC	25,000.00	-	Repayable in 21 Monthly instalments from July, 2023
Interest accrued on borrowings	34.04	17.25	-
Adjustments on account of effective rate of interest	(4,994.89)	(2,889.86)	
<b>Securitisation arrangements</b>			
Bandhan Marvel	-	6,668.65	Repayable on a monthly basis on actual collection from September, 2021
CSB Bella	-	1,076.42	Repayable on a monthly basis on actual collection from January, 2021
CSB Peterson	692.98	8,693.07	Repayable on a monthly basis on actual collection from February, 2022
DCB Macfarland	-	778.65	Repayable on a monthly basis on actual collection from April, 2021
Federal Eaton	-	345.13	Repayable on a monthly basis on actual collection from January, 2021
Federal Splash	-	2,967.67	Repayable on a monthly basis on actual collection from November, 2021
Federal Vision	254.99	3,369.43	Repayable on a monthly basis on actual collection from January, 2022
ICICI Sahana	-	1,039.89	Repayable on a monthly basis on actual collection from April, 2021
ICICI Sarayu	-	2,364.08	Repayable on a monthly basis on actual collection from July, 2021
ICICI Starlord	-	5,066.63	Repayable on a monthly basis on actual collection from January, 2022
IDFC Vikramaditya	-	5,365.62	Repayable on a monthly basis on actual collection from April, 2021
SBI Malik	-	3,568.94	Repayable on a monthly basis on actual collection from November, 2021
Federal Bank	2,098.37	-	Repayable in 18 Monthly instalments from June-2022
ICICI	2,670.77	-	Repayable in 18 Monthly instalments from July-2022
L&T	2,915.95	-	Repayable in 18 Monthly instalments from August-2022
Kotak Mahindra	2,121.84	-	Repayable in 17 Monthly instalments from August-2022
Federal Bank	3,388.71	-	Repayable in 17 Monthly instalments from October-2022
Axis Bank	5,556.62	-	Repayable in 17 Monthly instalments from September-2022
SBI	9,435.72	-	Repayable in 17 Monthly instalments from October-2022
IDBI	5,820.45	-	Repayable in 15 Monthly instalments from December-2022
ICICI	7,300.09	-	Repayable in 17 Monthly instalments from January-2023
SBI	27,623.06	-	Repayable in 18 Monthly instalments from March-2023
Axis Bank	12,684.37	-	Repayable in 17 Monthly instalments from April-2023
Adjustments on account of effective rate of interest	(257.63)	(93.26)	
<b>Total</b>	<b>9,90,597.47</b>	<b>7,25,431.76</b>	

<b>Term Loan from Others</b>			
<b>Name of Party</b>	<b>Outstanding as at March 31st 2023</b>	<b>Outstanding as at March 31st 2022</b>	<b>Terms of Repayment</b>
Bajaj Finance	437.50	2,187.50	Repayable in 3 monthly instalments of INR 146 each from April 2023
Hinduja Housing Finance Company Limited	100.00	300.00	Repayable in 120 monthly instalments after 12 months from the disbursement
LIC Housing Finance Limited	6,925.62	7,911.15	Repayable in 108 monthly instalments after 12 months from the disbursement
Northern Arc Capital Limited	1,666.64	3,333.32	Repayable in 12 quarterly instalments
Northern Arc Capital Limited	1,300.00	2,500.00	Repayable in 10 quarterly instalments
Northern Arc Capital Limited	1,800.00	3,000.00	Repayable in 10 quarterly instalments
Capri Global	520.83	1,770.83	Repayable in 24 monthly instalments from September, 2021
Credit Saison	1,312.50	3,062.50	Repayable in 8 quarterly instalments from February, 2022
Credit Saison II	750.00	1,500.00	Repayable in 8 quarterly instalments from May, 2022
JM Financials	-	10,000.00	Repayable in 12 monthly instalments from May, 2022
Mas Financial Services Ltd	-	1,875.00	Repayable in 24 monthly instalments from January, 2021
MAS Financial Services Ltd - 2	1,666.67	3,666.67	Repayable in 24 monthly instalments from February, 2022
MUDRA II	-	1,070.00	Repayable in 28 monthly instalments from March, 2020
Mudra III	13,940.00	20,000.00	Repayable in 33 monthly instalments from June, 2022
Nabard	-	20,000.00	Repayable in 2 annual instalments from July, 2022
NABARD Refinance	880.00	2,750.00	Repayable in 11 half yearly instalments from January, 2020
NABARD Refinance	1,500.00	2,500.00	Repayable in 11 half yearly instalments from July, 2019
NABARD Refinance	2,000.00	4,000.00	Repayable in 11 monthly instalments from January, 2019
NABARD Refinance	-	5,100.00	Repayable in 2 yearly instalments from December, 2021
Nabfin-2	101.27	1,145.55	Repayable in 24 monthly instalments from May, 2021
NABFINS III	1,032.68	1,800.00	Repayable in 12 quarterly instalments from June, 2022
NABKISAN II	499.36	999.57	Repayable in 12 quarterly instalments from June, 2021
NABKISAN III	2,017.41	2,999.99	Repayable in 12 quarterly instalments from June, 2022
Nabsamruddi - Microfinance	947.69	1,300.00	Repayable in 36 monthly instalments from May, 2022
Nabsamruddi - Solar	145.80	200.00	Repayable in 36 monthly instalments from May, 2022
Nabsamruddi - Wash	1,093.48	1,500.00	Repayable in 36 monthly instalments from May, 2022
OIKO	1,332.80	2,666.40	Repayable in 12 quarterly instalments from June, 2021
SIDBI	-	7,333.33	Repayable in 30 monthly instalments from September, 2020
SIDBI IV - 1	-	10,000.00	Repayable in 10 monthly instalments from May, 2022
SIDBI IV - 2	7,333.33	10,000.00	Repayable in 30 monthly instalments from August, 2022
Northern Arc	-	4,047.07	Repayable in 24 monthly instalments from January, 2021
Northern Arc II	734.08	2,785.40	Repayable in 24 monthly instalments from August, 2021
Muthoot Capital Services Limited	233.33	633.33	Repayable in 36 monthly instalments from disbursement
Piramal Capital and Housing Finance	1,238.10	-	Repayable in 21 Monthly instalments from August-2022
Piramal Capital and Housing Finance	2,000.00	-	Repayable in 21 Monthly instalments from September-2022
Tata Capital Services	2,750.00	-	Repayable in 24 Monthly instalments from July-2022
Sundaram Finance	4,143.69	-	Repayable in 24 Monthly instalments from August-2022
Mahindra and Mahindra	7,710.81	-	Repayable in 24 Monthly instalments from October-2022
Credit Saison	2,625.00	-	Repayable in 8 Quarterly instalments from December-2022
Hinduja Leyland Finance	2,314.44	-	Repayable in 24 Monthly instalments from October-2022
MAS Financial Services	1,500.00	-	Repayable in 24 Monthly instalments from October-2022
NABKISAN	4,999.86	-	Repayable in 11 Quarterly instalments from May-2023
Piramal Enterprises Limited	5,000.00	-	Repayable in 21 Monthly instalments from May-2023
NABARD	30,000.00	-	Repayable in 11 Quarterly instalments from June-2023
Aditya Birla Finance Ltd	3,732.32	-	Repayable in 24 Monthly instalments from February-2023
MAS Financial Services	2,625.00	-	Repayable in 24 Monthly instalments from January-2023
MAS Financial Services	1,833.33	-	Repayable in 24 Monthly instalments from February-2023

Name of Party	Outstanding as at March 31st 2023	Outstanding as at March 31st 2022	Terms of Repayment
Hinduja Leyland Finance	7,500.00	-	Repayable in 24 Monthly instalments from April-2023
ECB 1 - Responsibility	12,363.00	-	Repayable in 3 Yearly instalments from October 2024
ECB 2 - Responsibility	8,185.00	-	Repayable in 3 Yearly instalments from November 2024
Interest accrued on borrowings	38.20	69.68	-
Adjustments on account of effective rate of interest	(449.46)	(569.48)	
<b>Total</b>	<b>1,50,380.29</b>	<b>1,43,437.82</b>	

<This section has been intentionally left blank>

**Muthoot FinCorp Limited****Notes to the Consolidated Financial Statements for the year ended 31st March 2023***(Amount in INR Lakhs, except share data and unless otherwise stated)***19 Subordinated Liabilities**

Particulars	As at	As at
	31st March 2023	31st March 2022
<b>At amortised cost</b>		
Subordinated Debt	1,41,424.47	1,61,814.67
Subordinated Debt - Listed	38,320.83	38,292.73
Unsecured Term Loan from Financial Institutions	-	2,499.74
Tier-I Capital - Perpetual Debt Instruments	48,113.39	38,419.24
<b>Total</b>	<b>2,27,858.69</b>	<b>2,41,026.38</b>
Borrowings in India	2,27,858.69	2,41,026.38
Borrowings outside India	-	-

(a) Subordinated Debt instruments are unsecured, subordinated to the claims of all other creditors with an initial maturity of minimum 5 years. Subordinated Debt aggregating to INR Nil (31st March 2022 : INR 7,848) are guaranteed by promoter directors (Mr. Thomas John Muthoot, Mr. Thomas George Muthoot and Mr. Thomas Muthoot) of the Company.

(b) Maturity Profile of Subordinated Debt

Particulars	Amount
FY 2022-23	47,901.09
FY 2023-24	25,991.84
FY 2024-25	15,876.99
FY 2025-26	24,804.50
FY 2026-27	21,254.71
FY 2027-28	45,176.04
Adjustments on account of effective rate of interest	(1,259.87)
<b>TOTAL</b>	<b>1,79,745.30</b>

(c) Unamortised Borrowing Cost on Unsecured Term Loan from Financial Institutions is INR Nil (31st March 2022: INR 0.26).

(c) Perpetual Debt Instruments are perpetual, unsecured instruments, which have been issued as per RBI guidelines. Unamortised Borrowing Cost on Perpetual Debt Instruments is INR 1,786.61 (31st March 2022: INR 1,480.76).

**20 Other Financial Liabilities**

Particulars	As at	As at
	31st March 2023	31st March 2022
Expenses Payable	3,908.57	2,470.58
Security deposits received	907.99	612.43
Unpaid matured debt and interest accrued thereon	4,828.69	3,368.83
Interest accrued but not due on borrowings	57,897.38	57,501.17
Payable to employees	2,117.75	1,524.14
Payables towards securitisation/assignment transactions	9,203.36	1,274.68
Payable to ARCIL	192.15	-
Derivative Financial Instruments	89.19	-
Cumulative Compulsorily Convertible Preference Shares (CCCPs)	15,732.00	15,213.00
Others	6,415.69	9,788.58
<b>Total</b>	<b>1,01,292.77</b>	<b>91,753.39</b>

**Note a**

(i) The Group had during the previous year, issued 15,00,00,000, 14% CCCPS of INR 10 each at a price of INR 10 each to BPEA Credit – India Fund III – Scheme C & BPEA Credit – India Fund III – Scheme F (Collectively referred as investors) amounting to INR 15,000. The equity shares issued upon Conversion of the CCPS will in all respects rank pari passu with equity shares at the time of conversion.

(ii) CCCPS shall be convertible to equity shares at the option of the investor at any time after the expiry of a period of 43 (forty three) months from the Closing Date (refer paragraph iii for exception) or upon the expiry of a period of 10 (ten) years from the Closing Date and shall be converted at lower of the fair values of the Equity Shares as determined by the:

(a) valuation report dated December 9, 2020 issued by Ernst & Young Merchant Banking Services LLP in relation to the issuance of the CCCPS; or  
 (b) valuation report to be issued by a registered valuer (in a form acceptable to the holders of the CCCPS) following the issuance of the Conversion Notice by the holders of the CCCPS.

(iii) The holders of the CCCPS may issue the Conversion Notice at any time after the Closing Date, upon the occurrence of any of the following events:

- (a) non-payment of dividend by the Company in manner stipulated as per agreement on the relevant dividend payment dates,
- (b) credit rating of the Company falling below A- (as certified by any credit rating agency); and/or
- (c) any failure by the Company to maintain a Net Interest Margin of 7.0 (Seven percent) % or higher;
- (d) any failure by the Company to maintain an overall Capital to Risk Assets Ratio of 16.0 (Sixteen percent) % or higher;
- (e) any failure by the Company to maintain the aggregate Tier 2 Capital at 50% (Fifty percent) or lower than the aggregate Tier 1 Capital; or
- (f) any failure by the Company to maintain the Gross Non-Performing Assets at 5.5% (Five decimal five percent) or lower and Net Non-Performing Assets at 4.0% (Four percent) or lower, to be tested on a semi-annual basis for Company as on (a) 31 March of each financial year, and (b) 30 September of each financial year

**Note b - Change in fair value**

Particulars	As at 31st March 2023	As at 31st March 2022
Cumulative change in fair value of the preference shares attributable to changes in credit risk	732.00	213.00
Change during the year in the fair value of the preference shares attributable to changes in credit risk	519.00	213.00

**Note c - Derivative Financial Instruments**

The Group undertakes derivative transactions for hedging exposures relating to foreign currency borrowings. The table below shows the fair values of derivative financial instruments recorded as assets or liabilities together with their notional amounts. The notional amounts indicate the value of transactions outstanding at the year end and are not indicative of either the market risk or credit risk.

Particulars	As at March 31, 2023	
	Notional Amounts	Fair Value Liabilities
<b>(i) Currency derivatives:</b>		
-Forward Contracts	26,062.40	89.19
<b>Total</b>	<b>26,062.40</b>	<b>89.19</b>
Included in above are derivatives held for hedging and risk management purposes as follows:		
(i) Fair value hedging:	-	-
(ii) Cash flow hedging:		
- Currency derivatives	26,062.40	89.19
(iii) Net Investment Hedging	-	-
(iv) Undesignated Derivatives	-	-
<b>Total Derivative Financial Instruments (i)+(ii)+(iii)+(iv)</b>	<b>26,062.40</b>	<b>89.19</b>

*No derivative transactions were undertaken by the Group during the year ended March 31, 2022.*

The primary risk managed using derivative instruments is foreign currency risk. The Group has designated forward contracts as a hedging instrument to mitigate foreign exchange risk from foreign currency exposure on its borrowings. There are no derivatives not designated as hedging instruments.

**21 Provisions**

<b>Particulars</b>	<b>As at 31st March 2023</b>	<b>As at 31st March 2022</b>
Provision for employee benefits		
- Gratuity	761.06	692.68
- Provision for compensated absences	460.98	455.50
- Provision for employee stock option plan	355.14	-
Unspent amount on Corporate Social Responsibility	25.04	25.04
Impairment on Loan Commitments	17.35	17.34
<b>Total</b>	<b>1,619.57</b>	<b>1,190.56</b>

**22 Other Non-Financial Liabilities**

<b>Particulars</b>	<b>As at 31st March 2023</b>	<b>As at 31st March 2022</b>
Statutory dues payable	3,470.76	2,311.72
Other non financial liabilities	4.69	4.68
<b>Total</b>	<b>3,475.45</b>	<b>2,316.40</b>

<This section has been intentionally left blank>

**Muthoot FinCorp Limited****Notes to the Consolidated Financial Statements for the year ended 31st March 2023***(Amount in INR Lakhs, except share data and unless otherwise stated)***23 Equity share capital****(a) Authorised share capital****Equity Shares**

Particulars	No. of Shares	Amount
<b>At 1st April 2021</b>	22,50,00,000	22,500.00
Add: Increased during the year	-	-
<b>At 31st March 2022</b>	22,50,00,000	22,500.00
Add: Increased during the year	-	-
<b>At 31st March 2023</b>	22,50,00,000	22,500.00

**Preference Shares**

Particulars	No. of Shares	Amount
<b>At 1st April 2021</b>	20,00,00,000	20,000.00
Add: Increased during the year	-	-
<b>At 31st March 2022</b>	20,00,00,000	20,000.00
Add: Increased during the year	-	-
<b>At 31st March 2023</b>	20,00,00,000	20,000.00

**(b) Issued capital**

Particulars	No. of Shares	Amount
<b>At 1st April 2021</b>	19,38,00,800	19,380.08
Add: Increased during the year	-	-
<b>At 31st March 2022</b>	19,38,00,800	19,380.08
Add: Increased during the year	-	-
<b>At 31st March 2023</b>	19,38,00,800	19,380.08

**(c) Subscribed and Fully Paid Up Capital**

Particulars	No. of Shares	Amount
<b>At 1st April 2021</b>	19,37,05,560	19,370.56
Add: Increased during the year	-	-
<b>At 31st March 2022</b>	19,37,05,560	19,370.56
Add: Increased during the year	-	-
<b>At 31st March 2023</b>	19,37,05,560	19,370.56

**(d) Terms/ rights attached to equity shares :**

The Group has only one class of shares namely equity shares having a face value of INR 10. Each holder of equity share is entitled to one vote per share. All shares rank pari passu with regard to dividend and repayment of capital. In the event of liquidation of Company, the holder of equity shares will be entitled to receive any of the remaining assets of the Group, after distribution of all preferential amounts.

**(e) Shareholder's having more than 5% equity shareholding in the Group**

Particulars	As at	As at
	31st March 2023	31st March 2022
No. of shares and % of holding		
Mr. Thomas John Muthoot *	5,14,56,049 - 26.56%	5,14,56,049 - 26.56%
Mr. Thomas George Muthoot *	5,14,56,021 - 26.56%	5,14,56,021 - 26.56%
Mr. Thomas Muthoot *	5,14,56,053 - 26.56%	5,14,56,053 - 26.56%
Ms. Preethi John Muthoot	1,29,13,704 - 6.67%	1,29,13,704 - 6.67%
Ms. Nina George	1,29,13,704 - 6.67%	1,29,13,704 - 6.67%
Ms. Remy Thomas	1,29,13,704 - 6.67%	1,29,13,704 - 6.67%

\* Shares held by the promoters and their shareholding % of holding at the end of the year

**24 Other Equity**

Particulars	As at	As at
	31st March 2023	31st March 2022
Securities Premium	38,129.85	38,129.85
Statutory Reserve (Pursuant to Section 45-IC of the RBI Act 1934)	76,304.92	63,830.95
Statutory Reserve (Pursuant to Section 29C of the NHB Act 1987)	2,618.56	2,068.56
Retained Earnings	2,30,294.35	1,91,489.84
General Reserve	48.56	54.60
Employee stock options outstanding	730.55	296.38
Other Comprehensive income	5,860.25	3,538.77
<b>Total</b>	<b>3,53,987.03</b>	<b>2,99,408.96</b>

**24.1. Nature and purpose of reserve****Securities Premium**

Securities premium is used to record the premium on issue of shares. This can be utilised only for limited purposes such as issuance of bonus shares in accordance with the provisions of the Companies Act, 2013.

**Statutory Reserve (Pursuant to Section 45-IC of the RBI Act 1934)**

Statutory Reserve represents the Reserve Fund created under Section 45-IC of the Reserve Bank of India Act, 1934.

**Statutory Reserve (Pursuant to Section 29C of the NHB Act 1987)**

Statutory reserve is created in terms of Section 29C of the National Housing Bank Act, 1987 read with Section 36(1)(viii) of the Income Tax Act, 1961.

**Retained Earnings**

This Reserve represents the cumulative profits of the Group. This Reserve can be utilized in accordance with the provisions of the Companies Act, 2013.

**General reserve**

Represents the profits or losses made by the Employee Welfare Trust on account of issue or sale of treasury stock.

**Employee stock options outstanding**

The account is used to recognise the grant date value of options issued to employees under Employee stock option plan and adjusted as and when such options are exercised or otherwise expire.

**Other comprehensive income**

Changes in the fair value of loan assets held with the business objective of collect and sell are recognised in other comprehensive income. These changes are accumulated within the FVOCI debt investments reserve within equity. The company transfers amounts from this reserve to the statement of profit and loss when the loan assets are sold. Any impairment loss on such loans are reclassified immediately to the statement of profit and loss. Other comprehensive income also consists of re-measurement of net defined benefit liability and fair value changes on equity instruments measured through other comprehensive income.



**Muthoot FinCorp Limited**

**Notes to the Consolidated Financial Statements for the year ended 31st March 2023**

*(Amount in INR Lakhs, except share data and unless otherwise stated)*

**25 Interest Income**

Particulars	For the Year Ended 31st March 2023	For the Year Ended 31st March 2022
<b>On Financial Assets measured at Amortised Cost</b>		
Interest on Loans	4,54,794.55	3,99,676.01
Interest Income from Investments	98.88	105.35
Interest on Deposit with Banks	3,610.05	2,656.96
Other Interest Income	107.40	15.15
<b>On Financial Assets measured at fair value through other comprehensive income</b>		
Interest on Loans	24,146.19	7,610.84
<b>Total</b>	<b>4,82,757.07</b>	<b>4,10,064.31</b>

**26 Net gain on fair value changes**

Particulars	For the Year Ended 31st March 2023	For the Year Ended 31st March 2022
(i) On trading portfolio		
- Investments	201.14	92.29
(ii) On financial instruments designated at fair value through profit or loss	229.07	-
(iii) Gain on sale of loans at fair value through other comprehensive income	11,153.74	9,103.07
(iv) Loss on fair valuation of cumulative, compulsorily convertible preference shares	(519.00)	(213.00)
<b>Total Net gain/(loss) on fair value changes</b>	<b>11,064.95</b>	<b>8,982.37</b>
Fair Value changes:		
- Realised	11,539.12	9,208.66
- Unrealised	(474.16)	(226.29)
<b>Total</b>	<b>11,064.95</b>	<b>8,982.37</b>

**27 Others**

Particulars	For the Year Ended 31st March 2023	For the Year Ended 31st March 2022
Income from Money transfer	657.10	720.64
Income From Forex operations	330.17	193.22
Income From Power generation	879.84	920.85
Income from Investment	1,463.84	2,056.24
Income from Software support service	108.38	177.87
Bad debt recovered	1,435.91	711.69
Other financial services	510.00	467.07
Other income	352.03	339.24
<b>Total</b>	<b>5,737.27</b>	<b>5,586.83</b>

**28 Other Income**

Particulars	For the Year Ended 31st March 2023	For the Year Ended 31st March 2022
Non-operating income	2,143.83	158.05
<b>Total</b>	<b>2,143.83</b>	<b>158.05</b>

**29 Finance Costs**

Particulars	For the Year Ended 31st March 2023	For the Year Ended 31st March 2022
Interest on borrowings	1,37,383.43	1,19,843.32
Interest on debt securities	44,701.36	50,468.07
Interest on lease liabilities	10,145.50	6,901.55
Interest on subordinate liabilities	22,495.63	22,250.56
Dividend on CCCPS	2,100.00	1,050.00
Other charges	6,425.76	6,893.51
<b>Total</b>	<b>2,23,251.68</b>	<b>2,07,407.01</b>

**30 Impairment of Financial Instruments**

Particulars	For the Year Ended 31st March 2023	For the Year Ended 31st March 2022
<b>At Amortised Cost</b>		
Loans- at amortised cost	7,850.67	8,571.18
Impairment on loan commitments	-	4.56
Loans written off / waived off	20,958.23	10,486.17
<b>Total</b>	<b>28,808.90</b>	<b>19,061.91</b>

**31 Employee Benefits**

Particulars	For the Year Ended 31st March 2023	For the Year Ended 31st March 2022
Salaries and Wages	86,473.24	72,932.58
Contributions to Provident and Other Funds	5,558.63	4,976.30
Incentives	2,193.44	1,738.93
Bonus & Exgratia	1,412.78	1,793.85
Gratuity & Leave encashment	277.19	462.46
Share based payments	1,020.25	131.73
Staff Welfare Expenses	1,803.58	876.57
<b>Total</b>	<b>98,739.11</b>	<b>82,912.41</b>

**32 Depreciation expense**

Particulars	For the Year Ended 31st March 2023	For the Year Ended 31st March 2022
Depreciation of Tangible Assets	5,624.90	6,574.74
Depreciation of Right of Use Assets	15,187.34	16,371.61
Amortization of Intangible Assets	815.46	637.49
<b>Total</b>	<b>21,627.70</b>	<b>23,583.84</b>

**33 Other Expenses**

Particulars	For the Year Ended 31st March 2023	For the Year Ended 31st March 2022
Advertisement and publicity	8,910.35	8,463.77
AMC Charges	52.76	71.44
Auditor's fees and expenses	131.65	123.39
Communication costs	9,057.51	11,182.33
Director's fees, allowances and expenses	668.99	559.71
Donations & CSR Expenses	568.22	542.55
Impairment on assets held for sale	336.37	138.38
Insurance	1,446.87	1,162.31
Legal & Professional Charges	4,728.52	3,534.13
Office Expenses	506.26	360.05
Other Expenditure	1,499.90	1,287.78
Printing and Stationery	1,537.85	1,230.05
Rent, taxes and energy costs	6,539.16	4,511.35
Repairs and maintainence	2,775.15	2,529.28
Security Charges	4,863.51	4,679.24
Software Licence and Subscription charges	793.62	611.46
Software Development Expenses	110.30	142.29
Account written off	2,345.48	-
Travelling and Conveyance	6,332.79	4,272.38
Water Charges	16.81	16.28
<b>Total</b>	<b>53,222.07</b>	<b>45,418.18</b>

<This section has been intentionally left blank>

**(a) Auditors Remuneration**

Particulars	For the Year Ended 31st March 2023	For the Year Ended 31st March 2022
<b>As auditor</b>		
Statutory Audit fees	82.50	82.30
Limited review fees	21.00	14.00
Tax Audit fees	7.00	9.00
<b>For other services</b>		
Certification and other matters	9.00	9.73
<b>For reimbursement of expenses</b>		
Out of pocket expenses	2.70	2.00
<b>Total</b>	<b>122.20</b>	<b>117.03</b>

*Above figures are exclusive of GST*

**(b) CSR Expenditure**

As required under Section 135 of the Companies Act, 2013, the Group was required to spend INR 959.62 in the reporting year in pursuance of its Corporate Social Responsibility Policy, being two per cent of the average net profits made during the three immediately preceding financial years. The Group has during the year, spent a total of INR 566.39 towards CSR expenditure. The unspent portion of INR 393.23 has been transferred to the designated bank account for Unspent Corporate Social Responsibility by the Group.

Particulars	For the Year Ended 31st March 2023	For the Year Ended 31st March 2022
(a) Amount required to be spent by the Group during the year	959.62	942.28
(b) Amount of expenditure incurred	566.39	515.51
(c) Shortfall at the end of the year	393.23	426.77
(d) Total of previous year shortfall	426.77	-
(e) Reason for shortfall	<p>With regard to the Sports Infrastructure project at Palakkad, based on advise from Architects, a wider road alternative had to be considered, evaluation and negotiations of which delayed the start of the construction work.</p>	<p>Major portion of the funds was allocated for the Sports Infrastructure project at Palakkad. Due to COVID situations, the process of getting work permit has gotten delayed and is awaited from the concerned Department. The Smile Please mission-Gulbarga &amp; another partnership project in Rajasthan also got delayed due to the COVID third wave and Omicron challenges.</p>

Particulars	For the Year Ended 31st March 2023	For the Year Ended 31st March 2022
(f) Nature of CSR activities	CSR activities were undertaken in the fields of Health, Education & Livelihood.	CSR activities were undertaken in the fields of Health, Education & Livelihood.
(g) Details of related party transactions	N/A	N/A
(h) Where a provision is made with respect to a liability incurred by entering into a contractual obligation, the movements in the provision during the year shall be shown separately	N/A	N/A

(c) In view of regulatory advise and based on approval of the Board of Directors, the Company has during the year written off non-financial assets amounting to INR 2,345.48 against Employees Provident Fund recovered from the Company in respect of dues towards provident fund of erstwhile staff.

### 34 Earnings Per Share

Basic earnings per share (EPS) is calculated by dividing the net profit for the year attributable to equity holders of Parent Company by the weighted average number of equity shares outstanding during the year.

Diluted EPS is calculated by dividing the net profit attributable to equity holders of Parent Company (after adjusting for interest on the convertible preference shares and interest on the convertible bond, in each case, net of tax, if any) by the weighted average number of equity shares outstanding during the year plus the weighted average number of equity shares that would be issued on the conversion of all the dilutive potential ordinary shares into ordinary shares.

Particulars	For the Year Ended 31st March 2023	For the Year Ended 31st March 2022
Net profit attributable to ordinary equity holders of the parent	58,877.43	39,170.72
Weighted average number of equity shares for basic earnings per share	19,37,05,560	19,37,05,560
Effect of dilution	74,92,507	60,96,643
Weighted average number of equity shares for diluted earnings per share	20,11,98,067	19,98,02,203
<b>Earnings per share</b>		
Basic earnings per share (INR)	30.40	20.22
Diluted earnings per share (INR)	29.26	19.60

**Muthoot FinCorp Limited****Notes to the Consolidated Financial Statements for the year ended 31st March 2023***(Amount in INR Lakhs, except share data and unless otherwise stated)***35 Income Tax**

The components of income tax expense for the year ended March 31st 2023 and year ended March 31st 2022 are:

Particulars	For the Year Ended 31st March 2023	For the Year Ended 31st March 2022
Current tax	25,252.16	16,820.60
Deferred tax relating to origination and reversal of temporary differences	(2,663.94)	(2,389.50)
<b>Income tax expense reported in statement of profit and loss</b>	<b>22,588.22</b>	<b>14,431.10</b>
<b>OCI Section</b>		
<b>Deferred tax related to items recognised in OCI during the period:</b>		
Net gain / (loss) on equity instruments measured through other comprehensive income	138.87	16.25
Remeasurement of loan assets	(1,380.92)	(1,130.45)
Remeasurement of the defined benefit liabilities	38.99	(4.61)
<b>Income tax charged to OCI</b>	<b>(1,203.06)</b>	<b>(1,118.82)</b>

**Reconciliation of the total tax charge:**

The tax charge shown in the statement of profit and loss differ from the tax charge that would apply if all the profits had been charged at India corporate tax rate. A reconciliation between the tax expense and the accounting profit multiplied by India's domestic tax rate for the year ended March 31st 2023 and year ended March 31st 2022 are as follows:

Particulars	For the Year Ended 31st March 2023	For the Year Ended 31st March 2022
Accounting profit before tax	87,230.54	55,686.22
<b>At India's statutory income tax rate of 25.168%* (2022: 25.168%)</b>	<b>21,954.18</b>	<b>14,015.11</b>
<b>Tax effects of adjustments</b>		
Non deductible items	625.51	409.43
Adjustment on account of different tax rates	5.85	2.84
Others	2.68	3.73
<b>Income tax expense reported in the statement of profit or loss</b>	<b>22,588.21</b>	<b>14,431.10</b>
<b>Effective Income Tax Rate</b>	<b>25.89%</b>	<b>25.92%</b>

**Muthoot FinCorp Limited**

**Notes to the Consolidated Financial Statements for the year ended 31st March 2023**

*(Amount in INR Lakhs, except share data and unless otherwise stated)*

**Income Tax (contd...)**

**Movement in deferred tax assets/(liabilities)**

Particulars	As at 31st March 2021	Recognised in Statement of Profit and Loss	Recognised in Statement of other comprehensive income	Adjusted to Retained Earnings / Other Comprehensive Income	As at 31st March 2022
Deductible temporary difference on account of depreciation and amortisation	2,698.60	384.42	-	-	3,083.02
Bonus disallowed due to non-payment	363.00	113.57	-	-	476.56
Provision for employee benefits	460.37	(314.88)	(47.70)	-	97.78
Provision for Investment Rate Fluctuation	57.48	-	-	-	57.48
Expected credit loss provision on financial assets	7,581.95	1,503.84	-	-	9,085.80
Financial assets measured at amortised cost	1,079.40	116.26	-	-	1,195.67
Fair Valuation of Financial Assets	1,066.14	902.04	16.20	-	1,984.38
Financial liabilities measured at amortised cost	(683.66)	(702.52)	-	-	(1,386.18)
Financial liabilities measured at fair value	-	53.61	-	-	53.61
Direct assignment transactions	(4,469.12)	(67.27)	(1,130.45)	-	(5,666.84)
Special reserve	(343.52)	(100.67)	-	-	(444.19)
EIS receivable	(289.46)	82.83	-	-	(206.63)
Fair value of future lease obligations in accordance with Ind AS 116	238.63	89.17	-	-	327.79
Other items giving rise to temporary differences	318.79	329.09	43.14	-	691.02
Minimum Alternate tax credit entitlement	92.88	-	-	(36.26)	56.62
Carry Forward Losses and Unabsorbed Depreciation	82.81	-	-	-	82.81
Reversal of Previous Years	(257.86)	-	-	-	(257.86)
Reversal on account of Tax rate change	(3,266.63)	-	-	-	(3,266.63)
Round Off Adjustment	0.08	-	-	-	0.08
<b>Total</b>	<b>4,729.86</b>	<b>2,389.50</b>	<b>(1,118.82)</b>	<b>(36.26)</b>	<b>5,964.28</b>

<This section has been intentionally left blank>

Particulars	As at 31st March 2022	Recognised in Statement of Profit and Loss	Recognised in Statement of other comprehensive income	Adjusted to Retained Earnings / Other Comprehensive Income	As at 31st March 2023
Deductible temporary difference on account of depreciation and amortisation	3,083.02	75.56	-	-	3,158.58
Bonus disallowed due to non-payment	476.56	28.30	-	-	504.86
Provision for employee benefits	97.78	77.88	(16.58)	-	159.08
Provision for Investment Rate Fluctuation	57.48	-	-	-	57.48
Expected credit loss provision on financial assets	9,085.80	840.48	-	-	9,926.28
Financial assets measured at amortised cost	1,195.67	960.80	-	-	2,156.47
Fair Valuation of Financial Assets	1,984.38	(101.18)	129.27	-	2,012.48
Financial liabilities measured at amortised cost	(1,386.18)	(630.72)	-	-	(2,016.89)
Financial liabilities measured at fair value	53.61	911.09	-	-	964.70
Direct assignment transactions	(5,666.84)	24.09	(1,381.44)	-	(7,024.19)
Special reserve	(444.19)	(138.44)	-	-	(582.63)
EIS receivable	(206.63)	84.74	-	-	(121.89)
Fair value of future lease obligations in accordance with Ind AS 116	327.79	168.57	-	-	496.37
Other items giving rise to temporary differences	691.02	362.80	55.60	-	1,109.42
Cash flow hedge reserve	-	-	10.11	-	10.11
Minimum Alternate tax credit entitlement	56.62	-	-	-	56.62
Carry Forward Losses and Unabsorbed Depreciation	82.81	-	-	-	82.81
Reversal of Previous Years	(257.86)	-	-	-	(257.86)
Reversal on account of Tax rate change	(3,266.63)	-	-	-	(3,266.63)
Round Off Adjustment	0.08	(0.04)	(0.02)	-	0.02
<b>Total</b>	<b>5,964.28</b>	<b>2,663.94</b>	<b>(1,203.06)</b>	<b>-</b>	<b>7,425.19</b>

<This section has been intentionally left blank>



**Muthoot FinCorp Limited****Notes to the Consolidated Financial Statements for the year ended 31st March 2023***(Amount in INR Lakhs, except share data and unless otherwise stated)***36 Retirement Benefit Plan****Defined Contribution Plan**

The Group makes contributions to Provident Fund & Employee State Insurance which are defined contribution plans for qualifying employees. The amounts recognized for the aforesaid contributions in the statement of profit and loss are shown below:

Particulars	As at 31st March, 2023	As at 31st March, 2022
Contributions to Provident Fund	4,411.06	3,883.35
Contributions to Employee State Insurance	1,103.65	1,057.38
<b>Defined Contribution Plan</b>	<b>5,514.70</b>	<b>4,940.73</b>

**Defined Benefit Plan**

The Group has a defined benefit gratuity plan. The gratuity plan is governed by the Payment of Gratuity Act, 1972. Every employee who has completed five years or more of service gets a gratuity on leaving the service of the Group at 15 days salary (last drawn salary) for each completed year of service.

The following tables summaries the components of net benefit expense recognized in the statement of profit and loss and the funded status and amounts recognized in the balance sheet for the gratuity plan.

Particulars	As at 31st March, 2023	As at 31st March, 2022
Present value of funded obligations	4,763.27	4,322.66
Fair value of planned assets	4,002.20	3,629.98
<b>Defined Benefit obligation/(asset)</b>	<b>761.06</b>	<b>692.68</b>

**Post employment defined benefit plan**

Net benefit expense recognised in statement of profit and loss	As at 31st March, 2023	As at 31st March, 2022
Current service cost	710.04	732.36
Net Interest on net defined benefit liability/ (asset)	43.08	139.67
<b>Net benefit expense</b>	<b>753.12</b>	<b>872.04</b>

**Balance Sheet**

Details of changes in present value of defined benefit obligations as follows:

Particulars	As at 31st March, 2023	As at 31st March, 2022
Defined benefit obligation at the beginning of the year	4,322.66	3,757.45
Current service cost	710.04	732.36
Interest cost on benefit obligations	291.96	237.70
Actuarial (Gain) / Loss on Total Liabilities	133.93	36.19
Benefits paid	(695.32)	(441.05)
<b>Benefit obligation at the end of the year</b>	<b>4,763.27</b>	<b>4,322.66</b>

Details of changes fair value of plan assets are as follows: -

Particulars	As at 31st March, 2023	As at 31st March, 2022
Fair value of plan assets at the beginning of the year	3,629.98	1,570.65
Actual Return on Plan Assets	227.88	152.56
Employer contributions	808.88	2,342.96
Benefits paid	(664.54)	(436.18)
<b>Fair value of plan assets as at the end of the year</b>	<b>4,002.20</b>	<b>3,629.99</b>

Remeasurement gain/ (loss) in other comprehensive income (OCI)	As at 31st March, 2023	As at 31st March, 2022
<i>Actuarial changes arising from changes in financial assumptions</i>	108.21	84.02
<i>Experience adjustments</i>	(242.13)	(187.95)
Return on Plan assets, excluding amount included in net interest on the net defined benefit liability/(asset)	(21.00)	122.27
<b>Actuarial (gain) / loss (through OCI)</b>	<b>(154.93)</b>	<b>18.34</b>

The principal assumptions used in determining gratuity obligations for the Group's plans are shown below:

Particulars	As at 31st March, 2023	As at 31st March, 2022
Salary Growth Rate	3% to 12%	0 % to 10%
Discount Rate	7.29% to 7.46%	4.25 % to 5.79%
Withdrawal Rate	5% to 31%	5 % to 23%
Mortality	100% of IALM 2012-14	100% of IALM 2006-2008
Interest rate on net DBO	5.15% to 7.12%	4.25 % to 5.79%
Expected average remaining working life	2 Yrs to 32.76 Yrs	2 Yrs to 33.08Yrs

Investments quoted in active markets:

Particulars	As at 31st March, 2023	As at 31st March, 2022
Equity instruments	-	-
Debt instruments	-	-
Real estate	-	-
Derivatives	-	-
Investment Funds with Insurance Group	0 - 100%	0 - 100%
<i>Of which, Unit Linked</i>	-	-
<i>Of which, Traditional/ Non-Unit Linked</i>	0 - 100%	0 - 100%
Asset-backed securities	-	-
Structured debt	-	-
Cash and cash equivalents	-	-
<b>Total</b>	<b>0-100%</b>	<b>0-100%</b>

<This section has been intentionally left blank>

A quantitative sensitivity analysis for significant assumptions as at March 31, 2023 and March 31, 2022 are as shown below:

Assumptions	Sensitivity Level	As at 31st March, 2023		As at 31st March, 2022	
Discount Rate	Increase by 1%		4,500.20		4,090.48
Discount Rate	Decrease by 1%		5,063.50		4,617.29
Further Salary Increase	Increase by 1%		5,063.16		4,645.79
Further Salary Increase	Decrease by 1%		4,498.16		4,034.70
Employee turnover	Increase by 1%		4,817.51		4,366.69
Employee turnover	Decrease by 1%		4,699.67		4,271.16
Mortality Rate	Increase in expected lifetime by 1 year		4,749.34		4,353.86
Mortality Rate	Increase in expected lifetime by 3 years		4,720.92		4,263.10

1. The weighted average duration of the defined benefit obligation as at 31st March 2023 is 4 to 11 years (2022: 5 to 10 years).
2. Gratuity liability is funded through a Gratuity Fund managed by Life Insurance Corporation of India Ltd.
3. The estimates of future salary increases, considered in actuarial valuation, take account of inflation, seniority, promotion and other relevant factors, such as supply and demand in the employment market.
4. The principal assumptions used in determining leave encashment obligations for the Company's plans are shown below:  
*The discount rate is based on the prevailing market yields of Government of India securities as at the balance sheet date for the estimated term of the obligations.*  
*The estimate of future salary increases considered, takes into account the inflation, seniority, promotion, increments and other relevant factors.*

<This section has been intentionally left blank>

**Muthoot FinCorp Limited**
**Notes to the Consolidated Financial Statements for the year ended 31st March 2023**
*(Amount in INR Lakhs, except share data and unless otherwise stated)*
**37 Maturity analysis of assets and liabilities**

Particulars	As at 31st March, 2023			As at 31st March, 2022		
	Within 12 months	After 12 months	Total	Within 12 months	After 12 months	Total
<b>Assets</b>						
<b>Financial assets</b>						
Cash and cash equivalents	3,35,294.75	-	3,35,294.75	3,15,246.43	-	3,15,246.43
Bank Balance other than above	34,666.76	23,126.37	57,793.13	30,453.94	11,164.76	41,618.70
Trade receivables	8,232.85	2,116.67	10,349.53	4,319.23	-	4,319.23
Loans	21,13,089.89	4,59,814.01	25,72,903.90	19,61,933.61	3,04,475.05	22,66,408.66
Investments	4,287.97	10,943.49	15,231.46	6,187.95	4,084.76	10,272.71
Other financial assets	10,696.14	4,701.99	15,398.13	4,691.06	9,574.07	14,265.13
<b>Non-financial Assets</b>						
Current tax assets (net)	-	1,249.67	1,249.67	2,997.82	4,199.89	7,197.71
Deferred tax assets (net)	-	13,547.86	13,547.86	-	9,959.42	9,959.42
Investment Property	-	26,119.76	26,119.76	-	30,236.55	30,236.55
Property, plant and equipment	-	45,646.57	45,646.57	-	43,392.79	43,392.79
Intangible assets under development	-	880.25	880.25	-	-	-
Other intangible assets	-	1,731.77	1,731.77	-	1,953.04	1,953.04
Right-of-use assets	13,703.08	78,164.60	91,867.68	9,896.03	56,362.54	66,258.57
Other non financial assets	23,845.11	1,601.25	25,446.36	6,697.03	24,420.64	31,117.67
<b>Total assets</b>	<b>25,43,816.54</b>	<b>6,69,644.27</b>	<b>32,13,460.81</b>	<b>23,42,423.09</b>	<b>4,99,823.51</b>	<b>28,42,246.60</b>
<b>Liabilities</b>						
<b>Financial Liabilities</b>						
Trade payables	553.93	-	553.93	343.69	-	343.69
Other Payables	5,610.42	-	5,610.42	5,749.19	31.49	5,780.68
Debt Securities	2,08,071.50	2,33,586.54	4,41,658.04	1,59,738.41	2,87,602.62	4,47,341.02
Borrowings (other than debt security)	13,17,039.46	5,77,503.53	18,94,542.99	11,66,704.05	4,34,387.87	16,01,091.91
Lease Liability	20,644.13	82,058.78	1,02,702.92	15,524.02	58,709.09	74,233.12
Subordinated Liabilities	47,775.65	1,80,083.04	2,27,858.69	45,996.80	1,95,029.58	2,41,026.38
Other Financial liabilities	59,307.26	41,985.50	1,01,292.77	52,086.19	39,667.21	91,753.39
<b>Non-financial Liabilities</b>						
Current tax liabilities (net)	2,305.00	-	2,305.00	58.26	-	58.26
Provisions	483.41	1,136.17	1,619.57	303.70	886.86	1,190.56
Deferred tax liabilities (net)	-	6,122.67	6,122.67	-	3,995.14	3,995.14
Other non-financial liabilities	3,475.45	-	3,475.45	2,316.40	-	2,316.40
<b>Total Liabilities</b>	<b>16,65,266.21</b>	<b>11,22,476.23</b>	<b>27,87,742.45</b>	<b>14,48,820.70</b>	<b>10,20,309.85</b>	<b>24,69,130.56</b>
<b>Net</b>	<b>8,78,550.33</b>	<b>(4,52,831.97)</b>	<b>4,25,718.36</b>	<b>8,93,602.39</b>	<b>(5,20,486.34)</b>	<b>3,73,116.05</b>

**Muthoot FinCorp Limited****Notes to the Consolidated Financial Statements for the year ended 31st March 2023**

(Amount in INR Lakhs, except share data and unless otherwise stated)

**38 Contingent Liabilities (to the extent not provided for)**

Particulars	As at 31st March 2023	As at 31st March 2022
<b>(i) Contingent Liabilities</b>		
(i) Income Tax Demands	3,420.85	3,419.85
(ii) Service Tax Demands	5,106.18	5,106.18
(iii) Value Added Tax Demands	1,327.12	1,327.12
(iv) Bank Guarantees	43.81	36.90
(v) Claims not acknowledged as debt in view of counter claims raised	-	917.78
(vi) Cash Margin on Securitisation	33,819.60	20,253.40

(vii) The Company had filed a Writ Petition before the Honourable High Court of Madras on 30th July, 2019 challenging the Order passed by the Income Tax Settlement Commission, Chennai Bench abating the proceedings before it relating to the Settlement Application filed by the Company dated December 17, 2017 ("Settlement Application"); and praying for stay on proceedings initiated by the Joint Commissioner of Income Tax (OSD), Central Circle, Thiruvananthapuram post abatement of proceedings by the Settlement Commission. The tax and interest due on the issues forming part of the Settlement Application totaled to ₹ 7,406 lakh. The Settlement Application related to notices received under Section 147 of the Income Tax Act, as per which the income chargeable to tax for the Financial Years 2011-12 to 2016-17 of MFL has not been assessed, and Section 153A of the Income Tax Act, as per which MFL was required to prepare true and correct return of which MFL was assessable for the Assessment Years 2011-2012 to 2016-2017. The Honourable High Court of Madras has dismissed the petition filed by the Company on June 29, 2022 on the ground that the cause of action of the matter has arisen fully in Kerala and not within the territorial jurisdiction of the honourable Madras High Court, thereby ousting its jurisdiction to entertain the petition. Accordingly, the Company has filed a writ petition before the Honorable High Court of Kerala proceedings of which are ongoing.

(viii) Other commitments

Loan commitment in respect of partly disbursed loans is INR 5,556.85 (31 March 2022 : INR 4,419.14).

<This section has been intentionally left blank>

**Muthoot FinCorp Limited**

**Notes to the Consolidated Financial Statements for the year ended 31st March 2023**

*(Amount in INR Lakhs, except share data and unless otherwise stated)*

**39 Related Party Disclosures**

**Names of Related parties with whom transaction has taken place**

**(A) Subsidiaries**

Muthoot Microfin Limited  
Muthoot Housing Finance Company Limited  
Muthoot Pappachan Technologies Private Limited

**(B) Key Management Personnel**

**Designation**

Thomas John Muthoot	Managing Director
Thomas George Muthoot	Director
Thomas Muthoot	Wholetime Director Cum Chief Financial Officer
Preethi John Muthoot	Director
Kurian Peter Arattukulam	Director
Vikraman Ampalakkat	Director
Badal Chandra Das	Director
Ravi Ramchandran	Director
Sachu Sivas	Company Secretary

**(C) Enterprises owned or significantly influenced by key management personnel or their relatives**

MPG Hotels and Infrastructure Ventures Private Limited  
Muthoot Automotive (India) Private Limited  
Muthoot Automobile Solutions Private Limited  
Muthoot Capital Services Limited  
Muthoot Motors Private Limited  
Muthoot Risk Insurance and Broking Services Private Limited  
Muthoot Pappachan Chits (India) Private Limited  
Muthoot Exim Private Limited  
Muthoot Kuries Private Limited  
MPG Security Group Private Limited  
Muthoot Estate Investments  
Muthoot Motors (Cochin)  
Muthoot Pappachan Foundation  
M-Liga Sports Excellence Private Limited  
Thinking Machine Media Private Limited  
Muthoot Hotels Private Limited  
Speckle Internet Solutions Private Limited

**(D) Relatives of Key Management Personnel**

Janamma Thomas  
Nina George  
Remmy Thomas  
Thomas M John  
Suzannah Muthoot  
Hannah Muthoot  
Tina Suzanne George  
Ritu Elizabeth George  
Shweta Ann George

Related Party transactions during the year:

Particulars	Key Management Personnel & Directors		Relatives of Key Management Personnel		Entities over which Key Management Personnel and their relatives are able to exercise significant influence	
	Year Ended 31st March 2023	Year Ended 31st March 2022	Year Ended 31st March 2023	Year Ended 31st March 2022	Year Ended 31st March 2023	Year Ended 31st March 2022
<b>Revenue</b>						
Auction of Gold Ornaments	-	-	-	-	2,653.27	6,104.86
Commission Received	-	-	-	-	1,359.67	1,225.44
Rent received	-	-	-	-	304.74	286.39
Revenue from Travel Services	1.54	1.59	0.40	-	47.81	10.10
Interest accrued on loans & advances	1,964.98	2,388.00	-	-	-	29.66
Processing fee received	37.50	-	-	-	-	-
Interest on ICD	-	-	-	-	44.49	-
Sale of Used Assets	-	-	-	-	-	0.03
Professional Charges-IT support	-	-	-	-	107.63	177.87
<b>Expense</b>						
Commission Paid	600.00	500.00	-	-	2.10	17.09
Interest paid	544.07	531.66	71.83	78.74	318.80	336.22
Hotel Service payments	-	-	-	-	28.16	28.31
Professional & Consultancy Charges	-	-	-	-	2,095.55	2,104.14
Purchase of Gold Coins	-	-	-	-	3.02	90.77
Reimbursement of Expenses	-	-	-	-	(32.82)	(20.46)
Rent paid	199.68	174.90	-	-	19.60	17.51
Remuneration Paid	6,008.79	5,039.60	52.37	41.00	-	-
Annuity insurance	203.60	-	-	-	-	-
Sitting Fee paid	13.75	13.50	-	-	-	-
Incentive paid	-	-	-	-	63.34	-
Marketing Expense	-	-	-	-	50.00	-
Trademark fee	1.00	6.00	-	-	-	-
Repairs and maintenance	-	-	-	-	4.73	1.89
<b>Asset</b>						
Advance for CSR Activities	-	-	-	-	577.09	523.31
Investment made in Equity	-	-	-	-	-	200.00
Loans Advanced	15,000.00	-	-	-	-	-
Loan repayments received	(19,900.00)	-	-	-	-	(290.00)
Purchase of shares of MML	18,608.52	-	4,616.48	-	-	-
ICD advanced	-	-	-	-	7,000.00	-
ICD repaid	-	-	-	-	(7,000.00)	-
Purchase of Vehicle	-	-	-	-	-	10.74
Refund received against advance for property	(1,588.53)	-	(133.87)	-	(5,277.60)	(3,000.00)

<This section has been intentionally left blank>

**Related Party transactions during the year (contd.):**

Particulars	Key Management Personnel & Directors		Relatives of Key Management Personnel		Entities over which Key Management Personnel and their relatives are able to exercise significant influence	
	Year Ended 31st March 2023	Year Ended 31st March 2022	Year Ended 31st March 2023	Year Ended 31st March 2022	Year Ended 31st March 2023	Year Ended 31st March 2022
<b>Liability</b>						
Advance received towards Owners share	-	-	-	-	600.00	432.15
Investment in Debt Instruments	-	-	0.50	0.50	-	1.00
Redemption of Investment in Debt Securities	-	-	(155.00)	(1.14)	(24.99)	-
Security Deposit Accepted	-	-	-	-	87.36	141.44
Security Deposit Repaid	-	-	-	-	(70.95)	(167.13)
Loan Availed	350.00	-	-	-	860.00	60.00
Loan Repaid	(400.09)	-	-	-	(900.00)	(1,400.00)
Dividend Paid	1,170.97	10,036.91	180.80	1,549.71	4.17	35.72

**Balance outstanding as at the year end:**

Particulars	Key Management Personnel		Relatives of Key Management Personnel		Entities over which Key Management Personnel and their relatives are able to exercise significant influence	
	Year Ended 31st March 2023	Year Ended 31st March 2022	Year Ended 31st March 2023	Year Ended 31st March 2022	Year Ended 31st March 2023	Year Ended 31st March 2022
<b>Asset</b>						
Advance for CSR Activities	-	-	-	-	10.71	8.05
Advance for Property/Shares	-	1,588.53	-	133.87	19,000.17	24,277.77
Advance received towards Owners share	-	-	-	-	2,859.42	903.13
Commission Receivable	-	-	-	-	129.53	73.67
Expense Reimbursements Receivable	-	-	-	-	1.09	1.48
Interest on Loan Receivable	774.25	61.55	-	-	-	-
Loans Advanced	15,000.00	19,900.00	-	-	-	-
Rent Receivable	-	-	-	-	14.60	12.40
Travel Service Receivables	1.99	0.79	-	-	7.90	4.06
Security Deposit advanced	-	3.58	-	-	-	-
Debtors	-	-	-	-	-	8.33
Investment in Equity Outstanding	-	-	-	-	226.00	226.00
<b>Liability</b>						
Collection balance payable	-	-	-	-	-	0.22
Commission Payable	-	-	-	-	0.04	0.27
Interest Payable	13.88	83.00	6.44	54.22	15.35	13.93
Rent Payable	10.68	6.66	-	-	1.77	0.92
Investment in Debt Instruments	395.00	267.30	305.55	332.33	159.66	107.53
PDI issued	4,045.00	3,845.00	390.00	355.00	2,793.00	1,025.00
Professional & Consultancy Charges payable	-	-	-	-	-	0.12
Security Deposit received	3.58	-	-	-	49.01	31.94
Loan outstanding	350.00	400.09	-	-	653.33	693.33
Expense Payable	1.08	1.08	-	-	1.15	4.15



**Note**

a) Related parties have been identified on the basis of the declaration received by the management and other records available.

**Compensation of key management personnel of the Company:**

Key management personnel are those individuals who have the authority and responsibility for planning and exercising power to directly or indirectly control the activities of the Company and its employees. The Company considers the members of the Board of Directors which include independent directors (and its sub-committees) to be key management personnel for the purposes of IND AS 24 Related Party Disclosures.

<b>Particulars</b>	<b>Year Ended 31st March 2023</b>	<b>Year Ended 31st March 2022</b>
Short-term employee benefits	6,022.54	5,053.10
Post-employment benefits	203.60	-
<b>Total compensation paid to key managerial personnel</b>	<b>6,226.14</b>	<b>5,053.10</b>

<This section has been intentionally left blank>

**Muthoot FinCorp Limited****Notes to the Consolidated Financial Statements for the year ended 31st March 2023***(Amount in INR Lakhs, except share data and unless otherwise stated)***40 Fair Value Measurement**

Fair value is the price that would be received to sell an asset or paid to transfer a liability in an orderly transaction in the principal (or most advantageous) market at the measurement date under current market conditions (i.e., an exit price), regardless of whether that price is directly observable or estimated using a valuation technique. In order to show how fair values have been derived, financial instruments are classified based on a hierarchy of valuation techniques.

**Fair Value Hierarchy of assets and liabilities**

The following table shows an analysis of financial instruments recorded at fair value by level of the fair value hierarchy as at 31st March 2023:

Particulars	At FVTPL			
	Level-1	Level-2	Level-3	Total
<b>Financial Assets</b>				
Investment in JM Financial India Fund II	236.50	-	-	236.50
Investment in Strugence Debt Fund	997.61	-	-	997.61
Investment in BPEA India Credit - Trust II	168.86	-	-	168.86
Investments in Mutual Fund	650.10	-	-	650.10
Investments in Security Receipts	-	-	2,662.07	2,662.07
<b>Financial Liabilities</b>				
Cumulative Compulsorily Convertible Preference Shares (CCCPs)	-	-	15,732.00	15,732.00
Derivative financial instruments (Liability)	-	89.19	-	89.19

Particulars	At FVTOCI			
	Level-1	Level-2	Level-3	Total
<b>Financial Assets</b>				
Investment in Muthoot Pappachan Chits Private Limited	-	14.94	-	14.94
Investment in Avenues India Private Limited	-	479.10	-	479.10
Investment in Fair Asset Technologies (P) Limited	-	720.64	-	720.64
Investment In The Thinking Machine Media Private Limited	-	18.00	-	18.00
Investment In Speckle Internet Solutions Private Limited	-	42.86	-	42.86
Investment in Equity Shares (DP account with Motilal Oswal)	1,690.38	-	-	1,690.38
Investment in PMS - Motilal Oswal	231.12	-	-	231.12
Loans	-	-	2,14,366.76	2,14,366.76

The following table shows an analysis of financial instruments recorded at fair value by level of the fair value hierarchy as at 31st March 2022:

Particulars	At FVTPL			
	Level-1	Level-2	Level-3	Total
<b>Financial Assets</b>				
Investment in JM Financial India Fund II	156.37	-	-	156.37
Inv-Strugence Debt Fund	997.48	-	-	997.48
Inv-BPEA India Credit - Trust II	514.24	-	-	514.24
Investments in Mutual Fund	4,076.39	-	-	4,076.39
<b>Financial Liabilities</b>				
Cumulative Compulsorily Convertible Preference Shares (CCCPs)	-	-	15,213.00	15,213.00

Particulars	At FVTOCI			
	Level-1	Level-2	Level-3	Total
<b>Financial Assets</b>				
Investment in Muthoot Pappachan Chits Private Limited	-	15.14	-	15.14
Investment in Avenues India Private Limited	-	477.67	-	477.67
Investment in Fair Asset Technologies (P) Limited	-	719.85	-	719.85
Investment In The Thinking Machine Media Private Limited	-	18.00	-	18.00
Investment In Speckle Internet Solutions Private Limited		198.10		198.10
Investment in Equity Shares (DP account with Motilal Oswal)	1,646.32	-	-	1,646.32
Investment in PMS - Motilal Oswal	465.24	-	-	465.24
Loans	-	-	2,06,894.06	2,06,894.06

The fair value of financial instruments as referred to above have been classified into three categories depending on the inputs used in the valuation technique. The hierarchy gives the highest priority to quoted prices in active markets for identical assets or liabilities (Level 1 measurements) and lowest priority to unobservable inputs (Level 3 measurements).

The categories used are as follows:

**Level 1:** Quoted prices (unadjusted) for identical instruments in an active market;

**Level 2:** Directly (i.e. as prices) or indirectly (i.e. derived from prices) observable market inputs, other than Level 1 inputs; and

**Level 3:** Inputs which are not based on observable market data (unobservable inputs).

#### Fair value technique

##### Investments at fair value

The equity instruments which are actively traded on public stock exchanges with readily available active prices on a regular basis are classified as Level 1. Units held in mutual funds are measured based on their published net asset value (NAV), taking into account redemption and/or other restrictions are generally Level 1. Equity instruments in non-listed entities are initially recognised at transaction price and re-measured as per fair valuation report and valued on a case-by-case has been classified as Level 2.

##### Investment at fair value through profit and loss

For investment at fair value through profit and loss, valuation are done using quoted prices from active markets or on published Net Asset Values of the investment at the measurement date or at the nearest available date.

Investments in Security receipts (SRs) are classified as Financial Assets measured at FVTPL. Since the investment was made in the month of March 2023 and the investment value approximates the net asset value as at March 31, 2023 as confirmed by the Asset Reconstruction Company (ARC), disclosure of sensitivity of fair value measurement in unobservable inputs is not considered relevant.

##### Financial Liabilities with significant unobservable inputs (Level 3)

This level of hierarchy includes financial liabilities measured using inputs that are not based on observable market data (unobservable inputs). Fair values are determined in whole or in part, using a valuation model based on assumptions that are neither supported by prices from observable current market transactions in the same instrument nor are they based on available market data, this level of hierarchy includes cumulative compulsory convertible preference shares.

The fair value of the CCCPS is measured using the Monte Carlo Simulation technique. The Monte Carlo Simulation Method is one where a risk-neutral framework is used to simulate a range of simulated values, representing all the potential paths a variable could move over the period of the simulation. The inputs to this model are taken from observable market where possible, but where this is not feasible, a degree of judgement is exercised in establishing fair values. Changes in assumptions about these factors could affect the reported fair value of financial instruments.

Significant unobservable inputs	As at March 31, 2023		As at March 31, 2022	
	Increase by 1%	Decrease by 1%	Increase by 1%	Decrease by 1%
Discount Rate of CCCPS Coversion Feature	(544.00)	564.72	(511.25)	531.08
Discount for Lack of Marketability	(242.03)	242.03	(234.05)	234.05

**Loan assets carried at fair value through other comprehensive income**

Loan receivables valuation is carried out for two portfolios segregated on the basis of repayment frequency – monthly and weekly. The valuation of each portfolio is done by discounting the aggregate future cash flows with risk-adjusted discounting rate for the remaining portfolio tenor.

Following inputs have been used to calculate the fair value of loans receivables:

(i) Future cash flows: Include principal receivable, interest receivable and tenor information based on the repayment schedule agreed with the borrowers. Inputs include:

(ii) Risk-adjusted discount rate:

This rate has been arrived using the cost of funds approach.

The following inputs have been used:

(i) Cost of funds

(ii) Credit spread of borrowers

(iii) Servicing cost of a financial asset

Loan portfolio	Fair valuation as at March 31, 2023	Fair valuation as at March 31, 2022
Monthly	1,51,105.20	1,46,330.73
Weekly	48,833.30	65,938.08
<b>Total</b>	<b>1,99,938.50</b>	<b>2,12,268.82</b>

Fair value measurement of Financial Assets sensitivity to significant unobservable inputs as at the end of each reporting period is as follows:

Particulars	Fair valuation as at March 31, 2023	Fair valuation as at March 31, 2022
<b>Impact on fair value if change in risk adjusted discount rate</b>		
- Impact due to increase of 0.50 %	(850.00)	(916.00)
- Impact due to decrease of 0.50 %	855.00	922.00
<b>Impact on fair value if change in probability of default (PD)</b>		
- Impact due to increase of 0.50 %	(347.00)	(316.00)
- Impact due to decrease of 0.50 %	348.00	317.00
<b>Impact on fair value if change in loss given default (LGD)</b>		
- Impact due to increase of 0.50 %	(14.00)	(89.00)
- Impact due to decrease of 0.50 %	14.00	89.00

**Reconciliation**

The following tables show the reconciliation of the opening and closing amounts of Level 3 financial assets and liabilities measured at fair value:

Particulars	As at 31st March 2023		As at 31st March 2022	
	Loan assets	Preference Shares other than those that qualify as Equity	Loan assets	Preference Shares other than those that qualify as Equity
Opening balance	2,12,268.82	15,213	98,845.07	-
Loan originated / Preference shares issued	1,99,176.19	-	2,06,558.91	15,000.00
Sales/derecognition	(65,517.95)	-	(32,655.95)	-
Total gain and losses				
in profit and loss	-	519.00	-	213.00
in OCI	5,488.43	-	4,491.27	-
Settlements / conversion	(1,51,476.98)	-	(64,970.47)	-
<b>Closing balance</b>	<b>1,99,938.50</b>	<b>15,732.00</b>	<b>2,12,268.82</b>	<b>15,213.00</b>

**Muthoot FinCorp Limited****Notes to the Consolidated Financial Statements for the year ended 31st March 2023***(Amount in INR Lakhs, except share data and unless otherwise stated)***Fair Value Measurement (contd...)****Fair value of financial instruments not measured at fair value**

Set out below is a comparison, by class, of the carrying amounts and fair values of the Company's financial instruments that are not carried at fair value in the financial statements. This table does not include the fair values of non-financial assets and non-financial liabilities.

Particulars	Level	Carrying Value		Fair Value	
		As at 31st March, 2023	As at 31st March, 2022	As at 31st March, 2023	As at 31st March, 2022
<b>Financial assets</b>					
Cash and cash equivalents	1	3,35,294.75	3,15,246.43	3,35,294.75	3,15,246.43
Bank Balance other than above	1	57,793.13	41,618.70	57,793.13	41,618.70
Trade receivables	3	10,349.53	4,319.23	10,349.53	4,319.23
Loans	3	23,58,537.14	20,59,514.60	23,58,537.14	20,59,514.60
Investments - at amortised cost	3	7,319.28	987.91	7,319.28	987.91
Other Financial assets	3	15,398.13	14,265.13	15,398.13	14,265.13
<b>Financial assets</b>		<b>27,84,691.96</b>	<b>24,35,951.99</b>	<b>27,84,691.96</b>	<b>24,35,951.99</b>
<b>Financial Liabilities</b>					
Payable	3	6,164.34	6,124.37	6,164.34	6,124.37
Debt securities	3	4,41,658.04	4,47,341.02	4,41,658.04	4,47,341.02
Borrowings (other than debt securities)	3	18,94,542.99	16,01,091.91	18,94,542.99	16,01,091.91
Lease Liabilities		1,02,702.92	74,233.11	1,02,702.92	74,233.11
Subordinated liabilities	3	2,27,858.69	2,41,026.38	2,27,858.69	2,41,026.38
Other financial liabilities	3	85,471.58	76,540.39	85,471.58	76,540.39
<b>Financial Liabilities</b>		<b>27,58,398.56</b>	<b>24,46,357.19</b>	<b>27,58,398.56</b>	<b>24,46,357.19</b>

**Valuation techniques****Short-term financial assets and liabilities**

For financial assets and financial liabilities that have a short-term maturity (less than twelve months), the carrying amounts, which are net of impairment, are a reasonable approximation of their fair value. Such instruments include: cash and balances, trade receivables, balances other than cash and cash equivalents and trade payables without a specific maturity. Amounts have been classified as Level 3 on the basis that no adjustments have been made to the balances in the balance sheet.

**Loans and advances to customers**

The fair values of loans and receivables are estimated by discounted cash flow models that incorporate assumptions for credit risks, probability of default and loss given default estimates. Since comparable data is not available, credit risk is derived using historical experience, management view and other information used in its collective impairment models.

Fair values of portfolios are calculated using a portfolio-based approach, grouping loans as far as possible into homogenous groups based on similar characteristics ie, type of loan. The Company then calculates and extrapolates the fair value to the entire portfolio using Effective interest rate model that incorporate interest rate estimates considering all significant characteristics of the loans. The credit risk is applied as a top-side adjustment based on the collective impairment model incorporating probability of defaults and loss given defaults. Hence, the carrying amount of such financial assets at amortised cost net of impairment loss allowance is of reasonable approximation of their fair value.

**Financial liability at amortised cost**

The fair values of financial liability held-to-maturity are estimated using a effective interest rate model based on contractual cash flows using actual yields. Since the cost of borrowing on the reporting date is not expected to be significantly different from the actual yield considered under effective interest rate model, the carrying value of financial liabilities at amortised cost is considered a reasonable approximation of their fair value.

**Muthoot FinCorp Limited****Notes to the Consolidated Financial Statements for the year ended 31st March 2023***(Amount in INR Lakhs, except share data and unless otherwise stated)***41 Segment Reporting**

The Board of Directors and the Managing Director of the Company together constitute the Chief Operating Decision Maker (“CODM”). Operating segment are components of the Group whose operating results are regularly reviewed by the CODM to make decisions about resources to be allocated to the segment and assess its performance and for which discrete financial information is available. The Group is engaged primarily on the business of “Financing” only, taking into account the risks and returns, the organization structure and the internal reporting systems. All the operations of the Group are in India. All non-current assets of the Group are located in India. Accordingly, there are no separate reportable segments as per Ind AS 108 – “Operating Segments”.

**42 Change in liabilities arising from financing activities**

Particulars	As at 31st March, 2022	Cash Flows	Changes in fair value (gain)/loss	Ind AS 116 - Lease Liabilities	Others	As at 31st March, 2023
Debt Securities	4,47,341.02	(6,198.72)	-	-	515.74	4,41,658.04
Borrowings other than debt securities	16,01,091.91	2,95,485.68	-	-	(2,034.60)	18,94,542.99
Lease Liabilities	74,233.11	(21,067.96)	-	49,537.77	-	1,02,702.92
Subordinated Liabilities	2,41,026.38	(12,095.29)	-	-	(1,072.40)	2,27,858.69
<b>Total liabilities from financing activities</b>	<b>23,63,692.42</b>	<b>2,56,123.70</b>	<b>-</b>	<b>49,537.77</b>	<b>(2,591.25)</b>	<b>26,66,762.64</b>

Particulars	As at 31st March, 2021	Cash Flows	Changes in fair value (gain)/loss	Ind AS 116 - Lease Liabilities	Others	As at 31st March, 2022
Debt Securities	4,82,831.10	(35,218.61)	-	-	(271.47)	4,47,341.02
Borrowings other than debt securities	14,56,521.18	1,46,692.17	-	-	(2,121.44)	16,01,091.91
Lease Liabilities	55,998.56	(19,575.16)	-	37,809.72	-	74,233.11
Subordinated Liabilities	2,52,008.33	(9,201.75)	-	-	(1,780.20)	2,41,026.38
<b>Total liabilities from financing activities</b>	<b>22,47,359.16</b>	<b>82,696.65</b>	<b>-</b>	<b>37,809.72</b>	<b>(4,173.11)</b>	<b>23,63,692.42</b>

&lt;This section has been intentionally left blank&gt;

## Muthoot FinCorp Limited

### Notes to the Consolidated Financial Statements for the year ended 31st March 2023

(Amount in INR Lakhs, except share data and unless otherwise stated)

#### 43 Risk Management

The Group's principal financial liabilities comprise of borrowings and trade and other payables. The main purpose of these financial liabilities is to finance and support the Group's operations. The Group's principal financial assets include loans, investments, cash and cash equivalents, trade receivables and other receivables that derive directly from its operations.

As a financial lending institution, Group is exposed to various risks that are related to lending business and operating environment. The principal objective in Group's risk management processes is to measure and monitor the various risks that Group is subject to and to follow policies and procedures to address such risks.

The Groups Risk Management Committee (RMC) comprise of the Board of directors constituted in accordance with the RBI rules. The RMC has overall responsibility for overseeing the implementation of the Risk Management Policy. The committee meets on a quarterly basis to review the risk management practices and working of the risk management department. The committee is chaired by an Independent Director. Risk Management Department periodically places its report to the committee for review. The committee's suggestions for improving the risk management practices are implemented by the Risk Management Department.

The Group has implemented comprehensive policies and procedures to assess, monitor and manage risk throughout the Group. The risk management process is continuously reviewed, improved and adapted in the changing risk scenario and the agility of the risk management process is monitored and reviewed for its appropriateness in the changing risk landscape. The process of continuous evaluation of risks includes taking stock of the risk landscape on an event-driven basis. The Group has an elaborate process for risk management. Major risks identified by the businesses and functions are systematically addressed through mitigating actions on a continuing basis.

The major type of risk Group faces in business are credit risk, liquidity risk, market risk and operational risk.

#### I) Credit Risk

Credit risk is the risk that a customer or counterparty will default on its contractual obligations resulting in financial loss to the Group. The Group's major income generating activity is gold loan, housing loan, microfinance loan personal loans and others.

The Group addressess credit risk through following major processes:

- Standardize the process of identifying new risks and designing appropriate controls for these risks
- Minimize losses due to defaults or untimely payments by borrowers
- Maintain an appropriate credit administration and loan review system
- Establish metrics for portfolio monitoring
- Design appropriate credit risk mitigation techniques
- Structured and standardised credit approval process
- Verification of credit history from credit bureau agencies, personal verification of customers business and residence
- Technical and Legal Verification
- Comprehensive credit risk assessment and cash flow analysis

In order to mitigate the impact of credit risk in the future profitability, the Company makes reserves basis the expected credit loss (ECL model) for the outstanding loans.

#### A) Impairment Assessment

The Group's impairment assessment and measurement approach is set out in this note. It should be read in conjunction with the Summary of significant accounting policies.

#### Definition of default and cure

The Group considers a financial instrument defaulted and therefore Stage 3 (credit-impaired) for ECL calculations in all cases when the borrower becomes 90 days past due on its contractual payments.

As a part of a qualitative assessment of whether a customer is in default, the Group also considers a variety of instances that may indicate unlikelihood to pay. When such events occur, the Group carefully considers whether the event should result in treating the customer as defaulted and therefore assessed as Stage 3 for ECL calculations or whether Stage 2 is appropriate.

The Group considers a financial instrument as 'cured' and therefore re-classified out of Stage 3 during the year only once the entire dues have been received.

Rating	Loans Days past due (DPD)	Stages
High grade	Not yet due	Stage I
Standard grade	1-30 DPD	Stage I
Sub-standard grade	31-60 DPD	Stage II
Past due but not impaired	61-89 DPD	Stage II
Individually impaired	90 DPD or More	Stage III

**Exposure at Default (EAD)**

The outstanding balance as at the reporting date is considered as EAD by the Group.

**Probability of default (PD)**

The Probability of Default is an estimate of the likelihood of default over a given time horizon. To calculate the ECL for a Stage 1 loan, the Group assesses the possible default events within 12 months for the calculation of the 12 month ECL. For Stage 2 and Stage 3 financial assets, the exposure at default is considered for events over the lifetime of the instruments. The Group uses historical information where available to determine PD. Considering the different products and schemes, the Group has bifurcated its loan portfolio into various pools. PD is calculated using Incremental 90 day DPD approach considering fresh slippage using historical information. Based on its review of macro-economic developments and economic outlook, the Group has assessed that no adjustment is required for temporary overlays to determine qualitative impact on its PD's as at 31st March 2023 and 31st March 2022.

**Loss Given Default (LGD)**

The Loss Given Default is an estimate of the loss arising in the case where a default occurs at a given time. It is based on the difference between the contractual cash flows due and those that the Group expects to receive.

LGD Rates have been computed internally based on the discounted recoveries in NPA accounts that are closed/ written off/ repossessed and upgraded during the year.

When estimating ECLs on a collective basis for a group of similar assets, the Group applies the same principles for assessing whether there has been a significant increase in credit risk since initial recognition.

**Significant Increase in credit risk**

The internal rating model evaluates the loans on an ongoing basis. The rating model also assesses if there has been a significant increase in credit risk since the previously assigned risk grade. One key factor that indicates significant increase in credit risk is when contractual payments are more than 30 days past due.

**II) Liquidity risk****Asset Liability Management (ALM)**

Liquidity risk refers to the risk that the Group may not meet its financial obligations. Liquidity risk arises due to the unavailability of adequate funds at an appropriate cost or tenure. The objective of liquidity risk management, is to maintain sufficient liquidity and ensure that funds are available for use as per requirements. The Group consistently generates sufficient cash flows from operating and financial activities to meet its financial obligations as and when they fall due. Our treasury team sources funds from multiple sources, including from banks, financial institutions, capital & retail markets to maintain a healthy mix of sources. They are responsible for diversifying fund raising sources, managing interest rate risks and maintaining a strong relationship with banks, financial institutions, mutual funds, insurance companies, other domestic and foreign financial institutions and rating agencies to ensure the liquidity risk is well addressed.

<This section has been intentionally left blank>



The table below shows the maturity pattern of the assets and liabilities:

**Maturity pattern of assets and liabilities as on 31st March 2023:**

Particulars	Upto 1 month	1 to 2 months	2 to 3 months	3 to 6 months	6 months to 1 year	1 to 3 years	3 to 5 years	Over 5 years	Total
Cash and cash equivalents	3,10,730.82	19,517.03	1,427.90	-	3,619.00	-	-	-	3,35,294.75
Bank Balance other than (a) above	8,728.04	141.04	32.02	7,112.17	18,653.49	23,126.37	-	-	57,793.13
Receivables	2,833.52	4,612.92	35.83	248.11	502.47	2,116.67	-	-	10,349.53
Loans	2,83,181.21	1,41,156.73	1,72,799.54	7,15,748.12	8,00,204.28	2,92,580.16	26,243.08	1,40,990.77	25,72,903.90
Investments	2,631.50	59.90	59.90	179.69	1,356.99	1,233.69	7,209.85	2,499.95	15,231.46
Other Financial assets	9,316.11	106.25	74.51	181.93	1,017.34	1,580.97	761.93	2,359.09	15,398.13
<b>Total</b>	<b>6,17,421.21</b>	<b>1,65,593.87</b>	<b>1,74,429.70</b>	<b>7,23,470.02</b>	<b>8,25,353.57</b>	<b>3,20,637.86</b>	<b>34,214.87</b>	<b>1,45,849.81</b>	<b>30,06,970.90</b>
Payables	165.99	77.59	77.59	232.77	-	-	-	-	553.93
Other Payables	5,506.34	-	-	-	104.08	-	-	-	5,610.42
Debt Securities	22,409.62	9,996.89	8,445.98	56,780.82	1,10,438.19	1,60,667.90	59,210.70	13,707.93	4,41,658.04
Borrowings (other than Debt Securities)	2,54,271.33	71,234.57	1,48,938.92	2,00,659.65	6,41,934.99	4,82,175.96	68,102.58	27,225.00	18,94,542.99
Subordinated Liabilities	5,889.30	4,040.52	3,174.20	9,075.22	25,596.41	41,934.45	45,729.27	92,419.32	2,27,858.69
Other Financial liabilities	31,960.70	2,019.41	1,565.31	7,028.12	16,733.72	30,929.10	8,330.13	2,726.28	1,01,292.77
<b>Total</b>	<b>3,20,203.27</b>	<b>87,368.98</b>	<b>1,62,202.00</b>	<b>2,73,776.58</b>	<b>7,94,807.39</b>	<b>7,15,707.41</b>	<b>1,81,372.68</b>	<b>1,36,078.52</b>	<b>26,71,516.83</b>

**Maturity pattern of assets and liabilities as on 31st March 2022:**

Particulars	Upto 1 month	1 to 2 months	2 to 3 months	3 to 6 months	6 months to 1 year	1 to 3 years	3 to 5 years	Over 5 years	Total
Cash and cash equivalents	3,08,003.26	2,405.67	1,180.50	-	3,657.00	-	-	-	3,15,246.43
Bank Balance other than (a) above	6,916.52	-	697.77	9,156.46	13,683.19	11,013.08	151.68	-	41,618.70
Receivables	3,882.66	24.75	19.67	59.02	333.14	-	-	-	4,319.23
Loans	3,26,581.87	1,03,696.85	1,21,465.22	6,51,574.59	7,58,615.07	1,65,092.38	22,947.62	1,16,435.06	22,66,408.66
Investments	3,761.56	629.50	-	596.89	1,200.00	1,511.72	-	2,573.04	10,272.71
Other Financial assets	2,556.28	337.64	165.22	499.56	1,132.35	4,661.38	737.87	4,174.83	14,265.13
<b>Total</b>	<b>6,51,702.16</b>	<b>1,07,094.40</b>	<b>1,23,528.39</b>	<b>6,61,886.52</b>	<b>7,78,620.75</b>	<b>1,82,278.56</b>	<b>23,837.16</b>	<b>1,23,182.92</b>	<b>26,52,130.86</b>
Payables	197.39	146.30	-	-	-	-	-	-	343.69
Other Payables	5,600.72	131.15	2.32	11.75	3.26	16.98	14.51	-	5,780.68
Debt Securities	28,738.06	12,441.67	15,054.30	21,457.73	82,046.65	2,30,380.14	44,745.81	12,476.68	4,47,341.02
Borrowings (other than Debt Securities)	57,425.76	51,136.15	57,501.68	2,09,159.77	7,91,480.69	3,70,643.71	37,938.85	25,805.30	16,01,091.91
Subordinated Liabilities	5,173.45	2,746.57	2,088.25	8,396.96	27,591.58	74,996.73	40,621.54	79,411.31	2,41,026.38
Other Financial liabilities	18,576.64	2,614.18	2,000.61	6,553.14	22,341.62	32,078.45	5,991.94	1,596.82	91,753.39
<b>Total</b>	<b>1,15,712.01</b>	<b>69,216.00</b>	<b>76,647.15</b>	<b>2,45,579.36</b>	<b>9,23,463.80</b>	<b>7,08,116.00</b>	<b>1,29,312.65</b>	<b>1,19,290.11</b>	<b>23,87,337.09</b>

**III) Market risk**

Market Risk is the risk that the fair value or the future cash flows of a financial instrument will fluctuate because of changes in market factor. Such changes in the values of financial instruments may result from changes in the interest rates and other market changes. The Group is exposed to two types of market risk as follows:

**Interest rate risk**

Interest rate risk is the risk that the future cash flows of a financial instrument will fluctuate because of changes in market interest rates. The Group is subject to interest rate risk, principally because we lend to clients at fixed interest rates and for periods that may differ from our funding sources, while our borrowings are at both fixed and variable interest rates for different periods. We assess and manage our interest rate risk by managing our assets and liabilities. Our Asset Liability Management Committee evaluates asset liability management, and ensures that all significant mismatches, if any, are being managed appropriately.

The following table demonstrates the sensitivity to a reasonably possible change in the interest rates on the portion of borrowings affected. With all other variables held constant, the profit before taxes affected through the impact on floating rate borrowings, debt securities and subordinate liabilities are as follows:

Particulars	31st March 2023	31st March 2022
<b>On Borrowings</b>		
1% increase	(17,478.17)	(15,288.07)
1% decrease	17,478.17	15,288.07

Particulars	31st March 2023	31st March 2022
<b>On Debt Securities</b>		
1% increase	(4,445.00)	(4,650.86)
1% decrease	4,445.00	4,650.86

Particulars	31st March 2023	31st March 2022
<b>On Subordinate Liabilities</b>		
1% increase	(2,344.43)	(2,465.17)
1% decrease	2,344.43	2,465.17

**Price risk**

Equity price risk is the risk that the fair value of equities decreases as the result of changes in level of equity indices and individual stocks. The trading and non-trading equity price risk exposure arises from equity securities classified at FVTPL and FVOCI respectively”.

A 10% increase/(decrease) in the equity price (traded and non-traded) would have the impact as follows:

Particulars	Increase/ (Decrease) in percentage	Sensitivity of profit or loss	Sensitivity of Other Comprehensive Income
As at March 31, 2023	10/(10)	65.01 / (65.01)	319.74 / (319.74)
As at March 31, 2022	10/(10)	407.64 / (407.64)	354.10 / (354.10)

**Prepayment risk**

Prepayment risk is the risk that the Group will incur a financial loss because its customers and counterparties repay or request repayment earlier or later than expected.

**Operational and business risk**

Operational risk is the risk of loss arising from systems failure, human error, fraud or external events. When controls fail to operate effectively, operational risks can cause damage to reputation, have legal or regulatory implications, or lead to financial loss. The Group cannot expect to eliminate all operational risks, but it endeavours to manage these risks through a control framework and by monitoring and responding to potential risks. Controls include effective segregation of duties, access, authorisation and reconciliation procedures, staff education and assessment processes, such as the use of internal audit.

<This section has been intentionally left blank>

**Muthoot FinCorp Limited****Notes to the Consolidated Financial Statements for the year ended 31st March 2023***(Amount in INR Lakhs, except share data and unless otherwise stated)***44 Employee Stock Option Plan and Stock Appreciation Plan**

The Company has launched MFL Employee Stock Option Schemes and MFL Employee Stock Appreciation Right Schemes during the year with an objective to reward employees for their association with the Company, their performance as well as to attract, retain and motivate employees to contribute to the growth and profitability of the Company.

**44.1. Employee Stock Option Plan****(i) The particulars on the Stock Option Plan are as follows:**

Scheme name	MFL Employee Stock Option Scheme 2018
Date of Shareholders Meeting, where approval to introduce and implement ESOP was granted	July 13, 2018
Date of Board Meeting where grant of options were approved	August 12, 2022
Date of grant	August 30, 2022
No. of employees to whom such options were granted	301
Number of options granted	8,64,566
Method of settlement	Equity
Vesting conditions	The actual vesting of options will depend on continuation to hold the services being provided to the Company at the time of exercise of options, performance based parameters and such other conditions as mentioned in the ESOP Scheme.
Vesting period	<p style="text-align: center;"><b>For ESOP Scheme II &amp; IV, 2018</b></p> <p style="text-align: center;">Option will be vested at the:</p> <p style="text-align: center;">End of year 1 from grant date : 20%</p> <p style="text-align: center;">End of year 2 from grant date : 30%</p> <p style="text-align: center;">End of year 3 from grant date : 50%</p> <p style="text-align: center;"><b>For ESOP Scheme V, 2018</b></p> <p style="text-align: center;">Option will be vested at the:</p> <p style="text-align: center;">End of year 1 from grant date : 33.33%</p> <p style="text-align: center;">End of year 2 from grant date : 33.33%</p> <p style="text-align: center;">End of year 3 from grant date : 33.33%</p>
Exercise Price (Amount in INR as per MFL ESOP Scheme 2018)	100.00
Exercise period	The options can be exercised over a period of 10 years from the date of grant.
Pricing Formula	As per valuation from a registered valuer

&lt;This section has been intentionally left blank&gt;

**(ii) Movement during the year in Options:**

Particulars	MFL ESOP 2018
No. of Options :	
Outstanding at the beginning of the year	-
Granted during the year	8,64,566
Vested during the year	-
Exercised during the year	-
Lapsed during the year	-
Cancelled during the year*	76,647
Outstanding at the end of year	7,87,919
Unvested at the end of year	7,87,919
Exercisable at the end of year	-

\* Due to employee separations post grant of option during the year

**(iii) The fair value of the options was estimated on the date of grant using the Black-Scholes model with the following significant assumptions:**

Particulars	MFL ESOP 2018
Weighted average option fair value (Amount in INR)	141
Exercise price (Amount in INR)	100.00
Expected volatility of share price (%) *	42.06% - 43.20%
Option Life (years)	5.51 to 6.51 years
Expected dividends yield (%)	-
Risk free interest rate (%)	7.07% to 7.12%

\*The expected volatility was determined based on historical volatility data of comparable peers whose shares are listed

**44.2. Employee Stock Appreciation Plan****(i) The particulars on the Stock Appreciation Plan are as follows:**

Scheme name	MFL Employee SAR Scheme 2018
Date of Shareholders Meeting, where approval to introduce and implement SAR was granted	July 13, 2018
Date of Board Meeting where grant of SAR were approved	August 12, 2022
Date of grant	August 30, 2022
No. of employees to whom such SAR were granted	2,315
Number of SAR granted	12,42,793
Method of settlement	Cash
Vesting conditions	The actual vesting of SAR will depend on continuation to hold the services being provided to the Company at the time of exercise, performance based parameters and such other conditions as mentioned in the SAR Scheme.
Vesting period	<b>For SAR Scheme Scheme II &amp; III, 2018</b> SAR will be vested at the: End of year 1 from grant date : 20% End of year 2 from grant date : 30% End of year 3 from grant date : 50%
Exercise Price (Amount in INR as per MFL SAR Scheme 2018)	225.00
Pricing Formula	As per valuation from a registered valuer

**(ii) Movement during the year in SAR Options:**

Particulars	MFL SAR 2018
No. of SAR:	
Outstanding at the beginning of the year	-
Granted during the year	12,42,793
Vested during the year	-
Exercised during the year	-
Lapsed during the year	-
Cancelled during the year*	79,201
Outstanding at the end of year	11,63,592
Unvested at the end of year	11,63,592
Exercisable at the end of year	-

\* Due to employee separations post grant of option during the year

**(iii) The fair value of the options was estimated on the date of grant using the Black-Scholes model with the following significant assumptions:**

Particulars	MFL SAR 2018
Weighted average option fair value (Amount in INR)	74.18
Exercise price (Amount in INR)	225.00
Expected volatility of share price (%)*	26.97% - 34.30%
Option Life (years)	0.46 to 2.46 years
Expected dividends yield (%)	-
Risk free interest rate (%)	6.79% to 7.10%

\*The expected volatility was determined based on historical volatility data of comparable peers whose shares are listed

<This section has been intentionally left blank>

**Muthoot FinCorp Limited****Notes to the Consolidated Financial Statements for the year ended 31st March 2023***(Amount in INR Lakhs, except share data and unless otherwise stated)***45 Disclosures under the Listing Agreement for Debt Securities****(i) Debenture Trustees:****Trustees for Public Issue**

SBICAP Trustee Company Limited  
Mistry Bhavan, 4th Floor, 122  
Dinshaw Vachha Road,  
Churchgate, Mumbai - 400020  
Tel : 022-4302 5555  
Fax : 022-22040465  
Email : corporate@sbicaptrustee.com

**Trustees for Perpetual Debt Instrument**

Vistra ITCL (India) Limited (formerly IL&FS Trust Company Limited)  
The IL&FS Financial Centre,  
Plot C- 22, G Block,  
Bandra Kurla Complex,  
Bandra(E), Mumbai 400051  
Tel +91 22 2659 3535  
Fax +91 22 26533297  
Email: mumbai@vistra.com

**Trustees for Listed Private Placement & Public Issue**

Catalyst Trusteeship Limited  
GDA House, Plot No 85, Bhusari Colony (Right),  
Paud Road, Pune – 411 038, Maharashtra  
Office: +91 20 2528 0081  
Fax: +91 20 2528 0275  
Email: dt@ctltrustee.com

**Trustees for Public Issue & Private Placement**

Vardhman Trusteeship Private Limited  
The Capital, 412 A. 4th Floor,  
A-Wing, Bandra Kurla Complex  
Bandra (East), Mumbai 400 051, Maharashtra  
Tel: +91 22 4264 8335  
E-mail: corporate@vardhmantrustee.com

**(ii) Security:**

- Privately Placed Secured Debentures are secured by subservient charge on all current assets of the Company, both present and future (as more specifically disclosed in Note 17).
- Covered Bond issued by the Company in the nature of secured, redeemable, listed non-convertible debentures on a private placement basis is secured by way of first ranking pari passu charge by way of mortgage over, certain immovable property of the Company and is covered by receivables against a pool of gold loans originated by the Company amounting to a minimum cover of prescribed times the value of the aggregate principal amount outstanding on the Debentures including accrued Coupon thereon, Default Interest accrued thereon. (as more specifically disclosed in Note 17).
- Debentures issued by way of public issue are secured by exclusive mortgage and first charge over certain immovable property of the Company and subservient charge with existing secured creditors, on certain loan receivables (both present and future) of the Company, to be held on pari passu basis among the present and / or future NCD holder (as more specifically disclosed in Note 17).
- Listed Debentures privately placed under Targeted Long-Term Repo Operations (TLTRO) is secured by first pari-passu charge on the present and future current assets of the Company along with other lenders and NCD investors with a prescribed asset coverage ratio of the value of the outstanding principal amounts of the Debentures. (as more specifically disclosed in Note 17).

**(iii) Utilisation of Funds raised by way of Public Issue of Debt Securities:**

The Group has utilised the Net Proceeds raised by way of allotment of Public Issue of Debt Securities and other Listed Debt Securities, in accordance with the Objects of such issue of debt securities. As at March 31, 2023, no portion of such allotted proceeds remain unutilized.

**(iv) Others:**

Particulars	At 31st March, 2023	At 31st March, 2022
Loans & advances in the nature of loans to subsidiaries	Nil	Nil
Loans & advances in the nature of loans to associates	Nil	Nil
Loans & advances in the nature of loans where there is-		
(i) no repayment schedule or repayment beyond seven years	Nil	Nil
(ii) no interest or interest below section 186 of the Companies Act	Nil	Nil
Loans & advances in the nature of loans to other firms/companies in which directors are interested	-	-

46 There are no amounts due and outstanding to be credited to the Investor Education and Protection Fund established under Section 125 of the Companies Act, 2013.

**47 Business combinations and acquisition of non-controlling interests**

The Company has not subscribed to equity shares of any of its subsidiaries during the year (Previous Year: Nil). However, the Company has acquired 1,19,18,814 equity shares of Muthoot Microfin Limited from its shareholders during the year ended March 31, 2023. (Previous Year: Nil)

**48 Additional disclosures as per Schedule III of Companies Act, 2013**

- (i) The Group does not have any immovable property whose title deeds are not held in the name of the respective Company.
- (ii) The fair value of investment property measured for disclosure purposes in the financial statements is based on the valuation by an independent registered valuer.
- (iii) The Group has not revalued its Property, Plant and Equipment or Right of Use Assets during the current or previous year.
- (iv) The Group has not revalued Intangible Assets during the current or previous year.
- (v) The Group has not given any loans or advances in the nature of loans that are a) repayable on demand or b) without specifying any terms or period of repayment; to promoters, directors, KMPs and the related parties (as defined under Companies Act, 2013), either severally or jointly with any other person during the current or previous year.
- (vi) The Group does not have any Capital Work in Progress as at the end of the current or previous year.
- (vii) The ageing schedule of Intangible Assets under development as at March 31, 2023 is as below (March 31, 2022: Nil):

Amount in CWIP for a period of	Projects in progress	Projects temporarily suspended
Less than 1 year	880.25	-
1 to 2 years	-	-
2 to 3 years	-	-
More than 3 years	-	-
<b>Total</b>	<b>880.25</b>	<b>-</b>

- (viii) The Group does not hold any benami property under the Benami Transactions (Prohibition) Act, 1988 (45 of 1988) and rules made thereunder and no proceedings have been initiated or is pending against the group for the same.
- (ix) The quarterly returns or statements of current assets filed by the Group with banks or financial institutions are in agreement with the books of accounts.
- (x) The Group has not made any default in repayment of its financial obligations and is not declared wilful defaulter by any bank or financial Institution or other lender.
- (xi) The Group does not have any transactions with companies struck off under section 248 of the Companies Act, 2013 or section 560 of Companies Act, 1956.
- (xii) There are no charges or satisfaction to be registered with ROC beyond the statutory period.
- (xiii) The Group has complied with the number of layers prescribed under clause (87) of section 2 of the Act read with the Companies (Restriction on number of Layers) Rules, 2017.
- (xiv) The Group has not entered into any Scheme of Arrangements which requires the approval of the Competent Authority in terms of sections 230 to 237 of the Companies Act, 2013 for the financial years ended March 31, 2023 and March 31, 2022.
- (xv) The Group has not advanced or loaned or invested funds (either borrowed funds or share premium or any other sources or kind of funds) to any other person(s) or entity(ies), including foreign entities (Intermediaries) with the understanding (whether recorded in writing or otherwise) that the Intermediary shall:
  - (a) directly or indirectly lend or invest in other persons or entities identified in any manner whatsoever by or on behalf of the Group (Ultimate Beneficiaries) or
  - (b) provide any guarantee, security or the like to or on behalf of the Ultimate Beneficiaries.
- (xvi) The Group has not received any fund from any person(s) or entity(ies), including foreign entities (Funding Party) with the understanding (whether recorded in writing or otherwise) that the company shall:
  - (a) directly or indirectly lend or invest in other persons or entities identified in any manner whatsoever by or on behalf of the Funding Party (Ultimate Beneficiaries) or
  - (b) provide any guarantee, security or the like on behalf of the Ultimate Beneficiaries.
- (xvii) The Group does not have any transaction which is not recorded in the books of account but has been surrendered or disclosed as income during the year in tax assessments under the Income tax Act, 1961.
- (xviii) The Group has not traded or invested in Crypto currency or Virtual Currency during the current or previous financial year.

49 The previous year figures have been reclassified and regrouped wherever required.

**Muthoot FinCorp Limited**

**Notes to the Consolidated Financial Statements for the year ended 31st March 2023**

*(Amount in INR Lakhs, except share data and unless otherwise stated)*

**50 Additional information as required by Paragraph 2 of the General Instructions for Preparation of Consolidated Financial Statements to Schedule III to the Companies Act, 2013**

Name of the entity in the Group	Net assets, i.e. total assets minus total liabilities as at 31st March 2023		Share in profit or loss for the year ended 31st March 2023		Share in other comprehensive income for the year ended 31st March 2023	
	As a % of consolidated net assets	Amount	As a % of consolidated profit/loss	Amount	As a % of consolidated other comprehensive income	Amount
<b>Parent</b>						
Muthoot FinCorp Limited	91.45%	3,89,303.45	71.13%	45,981.08	(7.58%)	(271.03)
<b>Subsidiaries</b>						
<b>Indian</b>						
1. Muthoot Microfin Limited	27.08%	1,15,283.83	17.23%	11,140.17	74.91%	2,679.32
2. Muthoot Housing Finance Company Limited	4.99%	21,239.30	3.23%	2,087.70	(0.79%)	(28.27)
3. Muthoot Pappachan Technologies Limited	0.00%	16.90	0.04%	23.24	(0.01%)	(0.31)
<b>Non-controlling interests in all subsidiaries</b>						
Indian subsidiaries	12.30%	52,360.77	8.92%	5,764.90	35.10%	1,255.39
Other Adjustment / Consol adjustment	(35.82%)	(1,52,485.89)	(0.55%)	(354.76)	(1.63%)	(58.25)
<b>Total</b>		<b>4,25,718.36</b>		<b>64,642.33</b>		<b>3,576.86</b>

<This section has been intentionally left blank>



Rangamani & Co  
Chartered Accountants,  
Rose gardens,  
Near Iron Bridge,  
Alappuzha,  
Kerala: 688011

Krishnan Retna & Associates  
Chartered Accountants,  
TC 37/1510-133,201,  
Nandini Garden, Fort PO,  
Thiruvananthapuram,  
Kerala: 695023

---

### Independent Auditors' Report

To

THE MEMBERS OF MUTHOOT FINCORP LIMITED,

Report on the Audit of the Consolidated Ind AS Financial Statements

### Opinion

We have audited the accompanying Consolidated Ind AS financial statements of Muthoot Fincorp Limited ("the Holding Company"), Muthoot Centre, Punnen Road, Thiruvananthapuram - 695 001 and its subsidiaries ( the Holding Company and its subsidiaries together referred to as "the Group" ), which comprise the Consolidated Balance Sheet as at 31st March, 2022, the Consolidated Statement of Profit and Loss (including Other Comprehensive Income), the Consolidated Statement of changes in equity and the Consolidated Statement of cash flows for the year then ended, including the notes to the Consolidated Ind AS Financial Statements, a summary of significant accounting policies and other explanatory information. ["Consolidated Ind AS Financial Statements"]

In our opinion and to the best of our information and according to the explanations given to us, the aforesaid Consolidated Ind AS financial statements give the information required by the Companies Act, 2013 (' Act' ) in the manner so required and give a true and fair view in conformity with the Indian Accounting Standards prescribed under Section 133 of the Act read with the Companies (Indian Accounting Standards) Rules, 2015, as amended ('Ind AS') and other accounting principles generally accepted in India, of the consolidated state of affairs of the Group as at 31st March, 2022, their consolidated profit including other comprehensive income, their consolidated changes in equity and consolidated cash flows for the year ended on that date.



### Basis for Opinion

We conducted our audit in accordance with the Standards on Auditing (SAs) specified under section 143(10) of the Act. Our responsibilities under those Standards are further described in the Auditor's Responsibilities for the Audit of the consolidated Ind AS financial statements section of our report. We are independent of the Group in accordance with the Code of Ethics issued by the Institute of Chartered Accountants of India (ICAI) together with the ethical requirements that are relevant to our audit of the Consolidated Ind AS Financial Statements under the provisions of the Act and the Rules thereunder, and we have fulfilled our other ethical responsibilities in accordance with these requirements and the ICAI's Code of Ethics. We believe that the audit evidence we have obtained and the audit evidence obtained by the other auditors in terms of their reports referred to in the Other Matters section below, is sufficient and appropriate to provide a basis for our opinion.

### Key audit matters

Key audit matters are those matters that, in our professional judgment, were of most significance in our audit of the Consolidated Ind AS financial statements. These matters were addressed in the context of our audit of the consolidated Ind AS financial statements as a whole, and in forming our opinion thereon, and we do not provide a separate opinion on these matters. For each matter below, our description of how our audit addressed the matter is provided in that context.

We have determined the matters described below to be the Key Audit matters to be communicated in our report

Key audit matters	How our audit addressed the key audit matter
a.) Completeness in identification and disclosure of related party transactions in accordance with the applicable reporting framework.	We have accessed the laid down systems and processes of the Group in identifying related party transactions and its ultimate disclosure in financial statements in accordance with the applicable reporting framework. We have designed the audit procedures in accordance with the guidelines prescribed in Standard on Auditing (SA 550) to identify the risks of material misstatement arising from an entity's failure to appropriately account for or disclose material related party

Rangamani & Co. PH: 0477-2251474  
EMAIL: rangamani@rediffmail.com

Krishnan Retna & Associates: PH: 0471 - 2476356  
EMAIL: Irivandrum@krishnanretna.com



	<p>transactions. We have also reviewed the minutes of meeting of the board in the course of audit to identify any transactions that may require disclosure in accordance with the applicable reporting framework.</p>
<p>b.) Accuracy, completeness and correctness of accounting and related controls maintained at the branch level of the Group.</p>	<p>At the Group's branch level, entries related to daily operations are passed. We have addressed this as a key audit matter since any control lapses in the branch level accounting may result in the financial accounting and reporting records of the Group being misstated. We have physically visited the Group's branches on a sample basis to identify and assess the effectiveness of the controls operating at the branch level. We have also tested on a sample basis the independent financial records maintained at the branch level and how the same is considered and incorporated in the financial statements. We have also assessed and analyzed the internal audit reports and how the major observations are dealt with and its impact on the Group's financial accounting and reporting records. Based on our sample review, no major weaknesses were identified.</p>
<p>c) Computation of provision towards impairment of loan assets</p> <p>As at March 31, 2022, the Group had reported total Impairment loss allowance of Rs. 55,542.43 lakhs (March 31, 2021 - Rs. 46,910.62 lakhs).</p> <p>A significant degree of judgment is required to determine the timing and amount of Impairment loss allowance to be recognized with respect to loans assets. Based on our risk assessment, the following are the significant judgements and estimates, that impact Impairment loss allowance:</p> <p>-Completeness and timing of recognition of default, in accordance with the prudential norms on Income Recognition, Asset Classification and Provisioning pertaining to</p>	<p>The audit procedures performed, among others, included:</p> <ul style="list-style-type: none"> <li>- Considering the Group's policies and processes for NPA identification and provisioning and assessing compliance with the RBI norms.</li> <li>-Understanding, evaluating and testing the design and effectiveness of key controls around identification of impaired accounts by the Holding Company.</li> <li>-Performing other procedures including substantive audit procedures covering the identification of NPAs of the Holding Company such as:             <ul style="list-style-type: none"> <li>• Reading account statements and related information of the borrowers on a</li> </ul> </li> </ul>



<p>Loan assets;</p> <p>-Measurement of provision is dependent on the probability of default (PD) and loss given default (LGD) of each category of loan asset. Identification of PD and LGD involves significant judgements and estimates related to forward looking information.</p>	<p>sample basis.</p> <ul style="list-style-type: none"> <li>• Performing inquiries with credit and risk departments to ascertain if there were indicators of stress or an occurrence of an event of default in a particular loan account or any product category which needed to be considered as NPA.</li> <li>• Holding discussions with the management on sectors where there is perceived credit risk and the steps taken to mitigate the risks to identified sectors</li> </ul> <p>-Tested on sample basis the calculation performed by the management for Impairment loss allowance and the realizable value of assets provided as security against loans classified as nonperforming for computing the Impairment Loss Allowance.</p> <p>-Verifying if the Impairment Loss Allowance computed as per ECL norms satisfies the minimum provision requirement as per RBI regulations.</p> <p>-Read and assess the Group's policy with respect to moratorium pursuant to the relevant RBI circulars and tested the implementation of such policy on a sample basis.</p> <p>As a result of the above audit procedures no material differences were noted.</p>
<p>d.) Effectiveness of IT Systems and related controls.</p>	<p>Due to the automated controls and high degree of dependence in information systems, there is a risk that the financial accounting and reporting records may be misstated in case of any control lapses in the IT system related controls. We have designed our audit procedures in accordance with the guidelines laid down in the Standard on Auditing (SA 530) and tested the controls in the Information</p>



	Technology Systems on a sample basis which has an impact on the financial accounting and reporting records. We have also tested on a sample basis the controls related to access management including user rights in passing entries, dual approval for authorizing entries, authorisation for reversing entries, segregation of duties, system password protection, external software/hardware access rights etc. Based on our sample review, no weakness was identified in the IT related systems and controls.
--	---

**Information Other than the Financial Statements and Auditor's Report Thereon**

The Holding Company's Board of Directors is responsible for the other information. The other information comprises the information included in the Annual Report but does not include the Consolidated Ind AS financial statements, Standalone Ind AS financial statements and our auditor's report thereon. The Annual report is expected to be made available to us after the date of this auditor's report.

Our opinion on the consolidated Ind AS financial statements does not cover the other information and we will not express any form of assurance conclusion thereon.

In connection with our audit of the consolidated Ind AS financial statements, our responsibility is to read the other information, compare with the financial statements of the subsidiaries audited by the other auditors, to this entity and, in doing so, place reliance on the work of the other auditors and consider whether the other information is materially inconsistent with the Consolidated Ind AS financial statements or our knowledge obtained during the course of our audit or otherwise appears to be materially misstated. Other information so far as it relates to subsidiary companies, is traced from their financial statements audited by the other auditors.

When we read the Annual Report, if we conclude that there is a material misstatement therein, we are required to communicate the matter to those charged with governance.



Rangamani & Co. PH: 0477-2251474  
EMAIL: [rangamanis@rediffmail.com](mailto:rangamanis@rediffmail.com)

Krishnan Retna & Associates. PH: 0471 - 2476356  
EMAIL: [trivandrum@krishnanretna.com](mailto:trivandrum@krishnanretna.com)

### Responsibilities of Management and those charged with governance for the Consolidated Ind AS Financial Statements

The Holding Company's Board of Directors is responsible for the matters stated in Section 134(5) of the Act with respect to the preparation of these Consolidated Ind AS financial statements that give a true and fair view of the consolidated financial position, consolidated financial performance, consolidated changes in equity and consolidated cash flows of the Group in accordance with the accounting principles generally accepted in India, including the Accounting Standards specified under Section 133 of the Act. The respective Board of Directors of the companies included in the Group are responsible for maintenance of adequate accounting records in accordance with the provisions of the Act for safeguarding of the assets of the Group and for preventing and detecting frauds and other irregularities; selection and application of appropriate accounting policies; making judgments and estimates that are reasonable and prudent; and design, implementation and maintenance of adequate internal financial controls, that were operating effectively for ensuring the accuracy and completeness of the accounting records, relevant to the preparation and presentation of the financial statements that give a true and fair view and are free from material misstatement, whether due to fraud or error, which have been used for the purpose of preparation of the consolidated financial statements by the Directors of the Holding Company, as aforesaid.

In preparing the consolidated Ind AS financial statements, the respective Board of Directors of the companies included in the Group are responsible for assessing the Group's ability to continue as a going concern, disclosing, as applicable, matters related to going concern and using the going concern basis of accounting unless the management either intends to liquidate or to cease operations, or has no realistic alternative but to do so.

The respective Board of Directors of the Companies included in the Group are also responsible for overseeing the financial reporting process of the Group.

### Auditor's Responsibilities for the Audit of the Financial Statements

Our objectives are to obtain reasonable assurance about whether the consolidated Ind AS financial statements as a whole are free from material misstatement, whether due to fraud or error, and to issue an auditor's report that includes our opinion. Reasonable assurance is a high level of assurance, but is not a guarantee that an audit conducted in accordance with SAs will always detect a material misstatement when it exists. Misstatements can arise from fraud or error and are considered material if, individually or in the aggregate, they could reasonably be expected to influence the economic decisions of users taken on the basis of these consolidated Ind AS financial statements.



Rangamani & Co. PH: 0477-2251474  
EMAIL: rangamani@rediffmail.com



Krishnan Retna & Associates PH: 0471 - 2476356  
EMAIL: trivandrum@krishnanretna.com

As part of an audit in accordance with SAs, we exercise professional judgment and maintain professional skepticism throughout the audit. We also:

- Identify and assess the risks of material misstatement of the consolidated financial statements, whether due to fraud or error, design and perform audit procedures responsive to those risks, and obtain audit evidence that is sufficient and appropriate to provide a basis for our opinion. The risk of not detecting a material misstatement resulting from fraud is higher than for one resulting from error, as fraud may involve collusion, forgery, intentional omissions, misrepresentations, or the override of internal control.
- Obtain an understanding of internal control relevant to the audit in order to design audit procedures that are appropriate in the circumstances. Under section 143(3)(i) of the Act, we are also responsible for expressing our opinion on whether the Holding Company has adequate internal financial controls system in place and the operating effectiveness of such controls.
- Evaluate the appropriateness of accounting policies used and the reasonableness of accounting estimates and related disclosures made by management.
- Conclude on the appropriateness of management's use of the going concern basis of accounting and, based on the audit evidence obtained, whether a material uncertainty exists related to events or conditions that may cast significant doubt on the Group's ability to continue as a going concern. If we conclude that a material uncertainty exists, we are required to draw attention in our auditor's report to the related disclosures in the consolidated Ind AS financial statements or, if such disclosures are inadequate, to modify our opinion. Our conclusions are based on the audit evidence obtained up to the date of our auditor's report. However, future events or conditions may cause the Group to cease to continue as a going concern.
- Evaluate the overall presentation, structure and content of the consolidated Ind AS financial statements, including the disclosures, and whether the Consolidated Ind AS financial statements represent the underlying transactions and events in a manner that achieves fair presentation.
- Obtain sufficient appropriate audit evidence regarding the financial information of the entities or business activities within the Group to express an opinion on the consolidated financial statements. We are responsible for the direction, supervision and performance of the audit of the financial statements of such entities or business activities included in the consolidated financial statements of which we are the Independent auditors. For the subsidiaries included in the consolidated financial statements, which have been audited by other auditors, such other auditor shall remain responsible for the direction, supervision and performance of the audits carried out by them. We remain solely responsible for our audit opinion.

Materiality is the magnitude of misstatements in the consolidated Ind AS financial statements that, individually or in aggregate, makes it probable that the economic decisions of a

Rangamani & Co: PH: 0477-2251474  
EMAIL: rangamani@rediffmail.com



Krishnan Retna & Associates: PH: 0471 - 2476356  
EMAIL: krivandrum@krishnanretna.com

reasonably knowledgeable user of the consolidated Ind AS financial statements may be influenced. We consider quantitative materiality and qualitative factors in planning the scope of our audit work and in evaluating the results of our work; and to evaluate the effect of any identified misstatements in the consolidated Ind AS financial statements.

We communicate with those charged with governance of the Holding Company regarding, among other matters, the planned scope and timing of the audit and significant audit findings, including any significant deficiencies in internal control that we identify during our audit.

We also provide those charged with governance with a statement that we have complied with relevant ethical requirements regarding independence, and to communicate with them all relationships and other matters that may reasonably be thought to bear on our independence, and where applicable, related safeguards.

From the matters communicated with those charged with governance, we determine those matters that were of most significance in the audit of the Consolidated Ind AS Financial Statements of the current period and are therefore the key audit matters. We describe these matters in our auditor's report unless law or regulations precludes public disclosure about the matter or when, in extremely rare circumstances, we determine that a matter should not be communicated in our report because of the adverse consequences of doing so would be reasonably be expected to outweigh the public interest benefits of such communication.

#### Other Matters

We did not audit the financial statements/ financial information of the subsidiaries, whose financial statements reflect total assets of Rs.7,03,698.65 lakhs as at March 31, 2022, total revenues of Rs.105,236.15 lakhs and net cash flows amounting to Rs. 21,190.62 lakhs for the year ended on that date, as considered in the consolidated Ind AS financial statements. These financial statements/ financial information have been audited by other auditors whose reports have been furnished to us by the Management and our opinion on the Consolidated Ind AS Financial Statements, in so far as it relates to the amount and disclosures included in respect of this subsidiaries, and our report in terms of sub section (3) of Section 143 of the Act, in so far as it relates to the aforesaid subsidiaries, is based solely on the reports of the other auditors,

Our opinion is not modified in respect of the above.



Rangamani & Co. PH: 0477-2251474  
EMAIL: rangamani@rediffmail.com

Krishnan Retna & Associates: PH: 0471 - 2476356  
EMAIL: trivandrum@krishnanretna.com



### Report on Other Legal and Regulatory Requirements

1. As required by Section 143 (3) of the Act, based on our audit and on the consideration of the reports of the other auditors on the separate financial statements/ financial information of the subsidiaries referred to in Other Matters section above, we report, to the extent applicable that:
  - a) We have sought and obtained all the information and explanations which to the best of our knowledge and belief were necessary for the purposes of our audit of the consolidated Ind AS financial statements;
  - b) In our opinion, proper books of account as required by law relating to preparation of the aforesaid consolidated financial statements have been kept so far as it appears from our examination of those books and the report of the other auditors;
  - c) The Consolidated Balance Sheet, the Consolidated Statement of Profit and Loss (including other Comprehensive Income), the Consolidated Statement of changes in equity and the Consolidated Cash Flow Statement dealt with by this Report are in agreement with the books of account maintained for the purpose of preparation of the consolidated financial statements;
  - d) In our opinion, the aforesaid Consolidated Ind AS financial statements comply with the Indian Accounting Standards specified under Section 133 of the Act, read with relevant Rules issued thereunder.
  - e) On the basis of the written representations received from the Directors of the Holding Company as on 31st March, 2022 taken on record by the Board of Directors, and the reports of the statutory auditor of its subsidiaries, none of the directors of the Group Companies is disqualified as on 31st March, 2022 from being appointed as a director in terms of Section 164 (2) of the Act;
  - f) With respect to the adequacy of the internal financial controls over financial reporting of the Group and the operating effectiveness of such controls, refer to our separate Report in "Annexure A", which is based on the auditors' reports of the Holding Company and subsidiary companies. Our report expresses an unmodified opinion on the adequacy and operating effectiveness of internal financial controls over financial reporting of those companies.



Rangamani & Co: PH: 0477-2251474  
EMAIL: [rangamanis@rediffmail.com](mailto:rangamanis@rediffmail.com)



Krishnan Retna & Associates: PH: 0471 - 2476356  
EMAIL: [krivandrum@krishnanretna.com](mailto:krivandrum@krishnanretna.com)

- g) With respect to the other matters to be included in the Auditors' Report in accordance with the requirements of Section 197(16) of the Act, as amended, In our opinion and to the best of our information and according to the explanations given to us, the remuneration paid by the Holding Company to its Directors during the year is in accordance with the provisions of Section 197 of the Act.
- h) With respect to the other matters to be included in the Auditor's Report in accordance with Rule 11 of the Companies (Audit and Auditors) Rules, 2014, in our opinion and to the best of our information and according to the explanations given to us:
- i. The consolidated Ind AS financial statements disclose the impact of pending litigations on the consolidated financial position of the Group;
  - ii. The Holding Company and its subsidiaries did not have any long-term contracts including derivative contracts for which there were any material foreseeable losses as at March 31, 2022;
  - iii. There has been no delay in transferring amounts, required to be transferred, to the Investor Education and Protection Fund by the Holding Company and its subsidiaries.
  - iv. (a) The respective Managements of the Company and its subsidiaries, which are companies incorporated in India, whose financial statements have been audited under the Act, have represented to us and to the other auditors of such subsidiaries that, to the best of their knowledge and belief, no funds (which are material either individually and in aggregate) have been advanced or loaned or invested (either from borrowed funds or share premium or any other sources or kind of funds) by the Company or any of such subsidiaries, to or in any other person or entity, including foreign entity ("Intermediaries"), with the understanding, whether recorded in writing or otherwise, that the Intermediary shall, directly or indirectly lend or invest in other persons or entities identified in any manner whatsoever by or on behalf of the Company or any of such subsidiaries, ("Ultimate Beneficiaries") or provide any guarantee, security or the like on behalf of the Ultimate Beneficiaries.
  - (b) The respective Managements of the Company and its subsidiaries, which are companies incorporated in India, whose financial statements have been audited under the Act, have represented to us and to the other auditors of such subsidiaries, that, to the best of their knowledge and belief, no funds (Which are material, either individually or in aggregate) have been received by the Company

Rangamani & Co: PH: 0477-2251474  
EMAIL: [rangamanis@rediffmail.com](mailto:rangamanis@rediffmail.com)



Krishnan Retna & Associates: PH: 0471 - 2476356  
EMAIL: [trivandrum@krishnanretna.com](mailto:trivandrum@krishnanretna.com)

or any of such subsidiaries, from any person or entity, including foreign entities ("Funding Parties"), with the understanding, whether recorded in writing or otherwise, that the Company or any of such subsidiaries, shall, directly or indirectly, lend or invest in other persons or entities identified in any manner whatsoever by or on behalf of the Funding Party ("Ultimate Beneficiaries") or provide any guarantee, security or the like on behalf of the Ultimate Beneficiaries.

(c) Based on the audit procedures performed that have been considered reasonable and appropriate in the circumstances performed by us on the Company and that performed by the auditors of the subsidiaries, which are companies incorporated in India whose financial statements have been audited under the Act, nothing has come to our or other auditor's notice that has caused us or the other auditors to believe that the representations under subclause (i) and (ii) of Rule 11(e), as provided under (a) and (b) above, contain any material misstatement.

- i) The Holding Company has paid dividend during the year which is in compliance with section 123 of the Act.

For Rangamani & Co.,  
Chartered Accountants,  
ICAI FRN:003052S



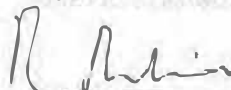
R. Krishnan  
( Partner )  
M.No.025927

UDIN: 22025927AJUBGB3875

Place: Alleppey  
Date: 28.05.2022



For Krishnan Retna & Associates  
Chartered Accountants,  
ICAI FRN: 001536S



R. Krishnan  
( Partner )  
M.No. 006051

UDIN: 22006051AJUCSF3522

Place: Thiruvananthapuram  
Date: 28.05.2022



Rangamani & Co: PH: 0477-2251474  
EMAIL: [rangananis@rediffmail.com](mailto:rangananis@rediffmail.com)

Krishnan Retna & Associates: PH: 0471 - 2476356  
EMAIL: [trivandrum@krishnanretna.com](mailto:trivandrum@krishnanretna.com)

## Annexure A to Independent Auditors' Report

Referred to in paragraph 1(f) under 'Report on other legal and regulatory requirements' of the Independent Auditors' Report of even date to the members of Muthoot Finorp Limited on the Consolidated Ind AS Financial Statements as of and for the year ended March 31, 2022

Report on the Internal Financial Controls Over Financial Reporting under Clause (i) of Sub-section 3 of Section 143 of the Companies Act, 2013 ("the Act");

In conjunction with our audit of the Consolidated Ind AS Financial Statements of the Company as of and for the year ended March 31, 2022, we have audited the internal financial controls over financial reporting of Muthoot Finorp Limited (hereinafter referred to as "the Holding Company") and its subsidiary companies, which includes internal financial controls over financial reporting of the Company and its subsidiaries.

### Management's Responsibility for Internal Financial Controls

The respective Board of Directors of the Holding Company and its subsidiary companies, are responsible for establishing and maintaining internal financial controls based on the internal control over financial reporting criteria established by the respective Companies considering the essential components of internal control stated in the Guidance Note on Audit of Internal Financial Controls Over Financial Reporting issued by the Institute of Chartered Accountants of India. These responsibilities include design, implementation and maintenance of adequate internal financial controls that were operating effectively for ensuring the orderly and efficient conduct of its business, including adherence to the respective company's policies, the safeguarding of its assets, the prevention and detection of frauds and errors, the accuracy and completeness of the accounting records, and the timely preparation of reliable financial information, as required under the Companies Act, 2013.

### Auditors' Responsibility

Our responsibility is to express an opinion on the internal financial controls over financial reporting of the Holding Company and its subsidiary companies, based on our audit. We conducted our audit in accordance with the Guidance Note on Audit of Internal Financial Controls Over Financial Reporting (the "Guidance Note") and the Standards on Auditing, both issued by the ICAI and deemed to be prescribed under section 143(10) of the Companies Act, 2013, to the extent applicable to an audit of internal financial controls. Those Standards and the Guidance Note require that we comply with ethical requirements and plan and perform the audit to obtain reasonable assurance about whether adequate internal financial controls over financial reporting was established and maintained and if such controls operated effectively in all material respects.



Our audit involves performing procedures to obtain audit evidence about the adequacy of the internal financial controls system over financial reporting and their operating effectiveness. Our audit of internal financial controls over financial reporting included obtaining an understanding of internal financial controls over financial reporting, assessing the risk that a material weakness exists, and testing and evaluating the design and operating effectiveness of internal control based on the assessed risk. The procedures selected depend on the auditor's judgement, including the assessment of the risks of material misstatement of the financial statements, whether due to fraud or error.

We believe that the audit evidence we have obtained and the audit evidence obtained by the other auditors of the subsidiary companies are sufficient and appropriate to provide a basis for our audit opinion on the Group's internal financial controls system over financial reporting.

#### **Meaning of Internal Financial Controls Over Financial Reporting**

A company's internal financial control over financial reporting is a process designed to provide reasonable assurance regarding the reliability of financial reporting and the preparation of financial statements for external purposes in accordance with generally accepted accounting principles. A company's internal financial control over financial reporting includes those policies and procedures that: (1) pertain to the maintenance of records that, in reasonable detail, accurately and fairly reflect the transactions and dispositions of the assets of the Company; (2) provide reasonable assurance that transactions are recorded as necessary to permit preparation of financial statements in accordance with generally accepted accounting principles, and that receipts and expenditures of the Company are being made only in accordance with authorisations of management and directors of the Company; and (3) provide reasonable assurance regarding prevention or timely detection of unauthorised acquisition, use, or disposition of the company's assets that could have a material effect on the financial statements.

#### **Inherent Limitations of Internal Financial Controls Over Financial Reporting**

Because of the inherent limitations of internal financial controls over financial reporting, including the possibility of collusion or improper management override of controls, material misstatements due to error or fraud may occur and not be detected. Also, projections of any evaluation of the internal financial controls over financial reporting to future periods are subject to the risk that the internal financial control over financial reporting may become inadequate because of changes in conditions, or that the degree of compliance with the policies or procedures may deteriorate.



## Opinion

In our opinion, to the best of our information and according to the explanations given to us and based on the consideration of the reports of the other auditors referred to in the Other Matters paragraph below, the Holding Company and its subsidiary companies, have, in all material respects, an adequate internal financial controls system over financial reporting and such internal financial controls over financial reporting were operating effectively as at March 31, 2022, based on the criteria for internal financial control over financial reporting established by the respective companies considering the essential components of internal control stated in the Guidance Note on Audit of Internal Financial Controls Over Financial Reporting issued by the Institute of Chartered Accountants of India.

## Other Matters

Our aforesaid report under Section 143(3)(i) of the Act on the adequacy and operating effectiveness of the internal financial controls over financial reporting insofar as it relates to the subsidiary companies are based solely on the corresponding reports of the auditors of such company.

Our opinion is not modified in respect of the above matter.

For Rangamani & Co.,  
Chartered Accountants,  
ICAI FRN: 0030525



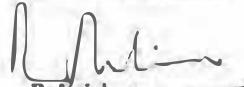
R. Krishnan  
( Partner )  
M.No.025927

UDIN: 22025927AJUBGB3875

Place: Alleppey  
Date: 28.05.2022



For Krishnan Retna & Associates  
Chartered Accountants,  
ICAI FRN: 0015365



R. Krishnan  
( Partner )  
M.No. 006051

UDIN: 22006051AJUCSF3522

Place: Thiruvananthapuram  
Date: 28.05.2022



**Muthoot FinCorp Limited**
**Consolidated Balance Sheet as at 31st March 2022**
*(Amount in INR Lakhs, except share data and unless otherwise stated)*

Particulars	Note	As at 31st March 2022	As at 31st March 2021
<b>ASSETS</b>			
<b>Financial assets</b>			
Cash and cash equivalents	5	3,15,233.84	98,979.83
Bank Balance other cash and cash equivalent	6	41,618.70	40,187.25
Receivables	7		
Trade Receivables		4,235.12	2,748.83
Loans	8	22,66,492.77	22,90,627.47
Investments	9	10,272.71	6,560.46
Other Financial assets	10	14,265.13	20,997.25
<b>Non-financial Assets</b>			
Current tax assets (Net)		7,197.66	1,977.60
Deferred tax asset (Net)	35	9,959.42	4,963.43
Investment Property	11	30,236.55	30,236.55
Property, Plant and Equipment	12	43,392.79	45,543.44
Intangible assets under development	13	-	114.45
Other Intangible assets	13	1,953.04	1,891.73
Right-of-use assets	14	66,258.57	50,836.70
Other non financial assets	15	31,117.68	32,789.27
<b>Total assets</b>		<b>28,42,233.98</b>	<b>26,28,454.27</b>
<b>LIABILITIES AND EQUITY</b>			
<b>LIABILITIES</b>			
<b>Financial Liabilities</b>			
Payables	16		
(I) Trade Payables			
(i) total outstanding dues of micro enterprises and small enterprises		6.41	2.47
(ii) total outstanding dues of creditors other than micro enterprises and small enterprises		337.28	270.03
(II) Other Payables			
(i) total outstanding dues of micro enterprises and small enterprises		79.03	45.85
(ii) total outstanding dues of creditors other than micro enterprises and small enterprises		5,679.47	2,101.21
Debt Securities	17	4,47,341.02	4,82,831.10
Borrowings (other than debt securities)	18	16,01,092.04	14,56,521.18
Lease Liability	14	74,233.11	55,998.56
Subordinated Liabilities	19	2,41,026.38	2,52,008.33
Other Financial liabilities	20	91,762.74	70,330.07
<b>Non-financial Liabilities</b>			
Current tax liabilities (net)		58.26	-
Provisions	21	1,190.56	2,726.20
Deferred tax liabilities (net)	35	3,995.14	233.57
Other non-financial liabilities	22	2,316.47	1,915.66
<b>Equity</b>			
Equity share capital	23	19,370.56	19,370.56
Other equity	24	2,99,408.97	2,47,562.54
<b>Equity attributable to equity holders of the parent</b>		<b>3,18,779.53</b>	<b>2,66,933.09</b>
Non-controlling interest		54,336.53	36,536.95
<b>Total Equity</b>		<b>3,73,116.06</b>	<b>3,03,470.05</b>
<b>Total Liabilities and Equity</b>		<b>28,42,233.98</b>	<b>26,28,454.27</b>

*See accompanying notes to the Financial Statements*

1 to 4

In terms of our joint report of even date attached

**For Rangamani & Co.**

Chartered Accountants

Firm Regn. No. 003052S

**For Krishnan Retna & Associates**

Chartered Accountants

Firm Regn. No. 001536S

**For and on behalf of the Board of Directors,**
**Thomas John Muthoot**

Managing Director

DIN: 00011618

Place: Trivandrum

**Thomas George Muthoot**

Director

DIN: 00011552

Place: Kochi

**CA. Krishnan R**

Partner

Membership No.025927

Place: Thiruvananthapuram

**CA. Krishnan R**

Partner

Membership No.006051

Place: Thiruvananthapuram

**Thomas Muthoot**

Executive Director and

Chief Financial Officer

DIN: 00082099

Place: Kochi

Date: May 28, 2022

**Muthoot FinCorp Limited**
**Consolidated statement of Profit and Loss for the year ended 31st March 2022**
*(Amount in INR Lakhs, except share data and unless otherwise stated)*

Particulars	Notes	For the year ended 31st March 2022	For the year ended 31st March 2021
<b>Revenue from operations</b>			
Interest income	25	4,07,859.45	3,77,880.19
Dividend income		17.44	22.57
Rental income		391.43	369.11
Fees and commission income		10,189.03	7,431.26
Net Gain on fair value changes	26	11,187.23	4,296.06
Net gain on derecognition of financial instruments under amortised cost category		37.53	14,552.26
Sale of service		86.36	25.15
Others	27	5,586.83	5,451.99
<b>Total Revenue from operations</b>		<b>4,35,355.30</b>	<b>4,10,028.57</b>
Other Income	28	158.05	90.79
<b>Total Income (I + II)</b>		<b>4,35,513.34</b>	<b>4,10,119.36</b>
<b>Expenses</b>			
Finance costs	29	2,07,407.01	2,06,163.78
Fees and commission expenses		1,443.78	770.81
Impairment on financial instruments	30	19,061.92	18,984.61
Employee benefits expenses	31	82,912.41	71,659.64
Depreciation, amortization and impairment	32	23,583.84	24,957.25
Other expenses	33	45,418.18	34,336.90
<b>Total Expenses</b>		<b>3,79,827.13</b>	<b>3,56,872.99</b>
<b>Profit before tax (III- IV)</b>		<b>55,686.22</b>	<b>53,246.37</b>
Tax Expense:			
(1) Current tax	36	16,820.60	17,865.05
(2) Deferred tax charge / (credit)	36	(2,389.50)	(4,310.54)
(3) MAT Credit Entitlement		-	(36.26)
Profit for the year (V-VI)		<b>41,255.11</b>	<b>39,728.13</b>
<b>Other Comprehensive Income</b>			
(i) Items that will not be reclassified to profit or loss			
Remeasurement of the defined benefit liabilities		18.34	(151.88)
Net gain / (loss) on equity instruments measured through other comprehensive income		(62.09)	962.59
(ii) Income tax relating to items that will not be reclassified to profit or loss		11.63	(202.60)
<b>Subtotal (A)</b>		<b>(32.12)</b>	<b>608.11</b>
(i) Items that will be reclassified to profit or loss			
Remeasurement of loan assets		4,491.27	(3,174.60)
(ii) Income tax relating to items that will be reclassified to profit or loss		(1,130.45)	799.15
<b>Subtotal (B)</b>		<b>3,360.82</b>	<b>(2,375.45)</b>
<b>Other Comprehensive Income (A+B)</b>		<b>3,328.70</b>	<b>(1,767.34)</b>
<b>Total Comprehensive Income for the year (VII+VIII)</b>		<b>44,583.81</b>	<b>37,960.78</b>
<b>Profit for the year attributable to</b>			
Equity holders of the parent		39,170.72	39,021.05
Non-controlling interest		2,084.40	707.08
<b>Total Comprehensive income for the year, net of tax</b>			
Equity holders of the parent		41,322.42	38,139.42
Non-controlling interest		3,261.40	(178.64)
<b>Earnings per equity share</b>	34		
Basic (INR)		20.22	20.14
Diluted (INR)		19.60	20.14

*See accompanying notes to the financial statements*

1 to 4

In terms of our joint report of even date attached

**For Rangamani & Co.**  
 Chartered Accountants  
 Firm Regn. No. 003052S

**For Krishnan Retna & Associates**  
 Chartered Accountants  
 Firm Regn. No. 001536S

**For and on behalf of the Board of Directors,**
**CA. Krishnan R**  
 Partner  
 Membership No.025927  
 Place: Thiruvananthapuram

**CA. Krishnan R**  
 Partner  
 Membership No.006051  
 Place: Thiruvananthapuram

**Thomas John Muthoot**  
 Managing Director  
 DIN: 00011618  
 Place: Trivandrum

**Thomas George Muthoot**  
 Director  
 DIN: 00011552  
 Place: Kochi

**Thomas Muthoot**  
 Executive Director &  
 Chief Financial Officer  
 DIN: 00082099  
 Place: Kochi

Date: May 28, 2022



**Muthoot Fincorp Limited**  
**Consolidated cash flow statement for the year ended 31st March 2022**  
*(Amount in Rs. Lakhs, except share data and unless otherwise stated)*

Particulars	For the year ended March 31, 2022	For the year ended March 31, 2021
<b>A. Cash flow from operating activities</b>		
<b>Profit before tax</b>	<b>55,686.22</b>	<b>53,246.37</b>
<i>Adjustments to reconcile profit before tax to net cash flows:</i>		
Depreciation on Property, plant and equipment	6,574.74	7,735.76
Depreciation on Right of Use Assets	16,371.61	16,640.47
Depreciation on intangibles	637.49	581.05
Dividend Income	(17.44)	(22.57)
Unrealised fair value adjustments	120.71	(908.69)
Profit on sale of investment	(11,307.93)	(14,624.58)
Impairment of loan assets	8,575.75	3,895.18
Bad debts written off	10,486.17	15,085.19
Impairment on assets held for sale	138.38	42.68
Impairment on other receivables	-	4.22
Ind AS Adjustments for leases	(885.32)	(509.20)
Adjustment towards effective interest rate in respect of borrowings	(4,172.98)	(600.97)
Share based payments	119.23	111.04
Interest on lease liabilities	6,901.55	5,311.40
<b>Operating Profit Before Working Capital Changes</b>	<b>89,228.18</b>	<b>85,987.35</b>
<b>Adjustments for Working capital changes:</b>		
(Increase)/Decrease in trade receivables	(1,486.29)	1,124.73
(Increase) in Bank balances other than cash and cash equivalents	6,944.08	(13,713.50)
(Increase)/Decrease in loan assets	20,871.97	(5,45,453.10)
(Increase)/Decrease in other financial assets	2,664.11	223.58
(Increase)/Decrease in other non financial assets	1,533.21	(1,938.39)
Increase/(Decrease) in trade and other payables	3,682.63	(35,219.07)
Increase/(Decrease) in other financial liabilities	6,219.65	14,551.83
Increase/(Decrease) in other non financial liabilities	400.81	(2,191.57)
Increase/(Decrease) in provisions	(1,517.30)	25.99
<b>Operating profit before tax</b>	<b>1,28,541.06</b>	<b>(4,96,602.14)</b>
Taxes paid	(21,999.34)	(15,487.58)
<b>Net cash used in operating activities</b>	<b>1,06,541.72</b>	<b>(5,12,089.73)</b>
<b>B. Cash flow from Investing activities</b>		
Sale / Redemption of investments	720.54	3,840.76
Fresh investments made	(4,402.58)	(127.00)
Purchase of property, plant and equipment	(5,008.82)	(3,975.32)
Sale of property, plant and equipment	0.39	8.99
Sale of intangibles	-	2.95
Purchase of intangibles	-	(880.21)
Increase in fixed deposit	(4,307.52)	(10,917.78)
Dividend income	17.44	22.57
<b>Net cash used in investing activities</b>	<b>(12,980.55)</b>	<b>(12,025.05)</b>
<b>C. Cash flow from Financing activities</b>		
Redemption of debt securities	(35,218.61)	3,75,224.21
Funds borrowed	1,46,692.17	1,26,788.46
Decrease in subordinated liability	(9,201.75)	(10,780.60)
Payment of lease liability	(19,575.16)	(18,139.06)
Payment of dividend	(11,622.33)	-
Proceeds from issue of equity shares	0.01	-
Proceeds from Issue of compulsorily convertible preference shares	51,550.57	-
Proceeds from treasury shares	67.94	-
<b>Net cash flows from financing activities</b>	<b>1,22,692.84</b>	<b>4,73,093.02</b>
<b>D Net increase in cash and cash equivalents</b>	<b>2,16,254.01</b>	<b>(51,021.77)</b>
Net cash and Cash Equivalents at beginning of the year	98,979.83	1,50,001.60
<b>Cash and cash equivalents at 31st March 2022 / 31st March 2021</b>	<b>3,15,233.84</b>	<b>98,979.83</b>

See accompanying notes to the financial statements

In terms of our joint report of even date attached  
**For Rangamani & Co.**  
Chartered Accountants  
Firm Regn. No. 003052S

**For Krishnan Retna & Associates**  
Chartered Accountants  
Firm Regn. No. 001536S

For and on behalf of the Board of Directors,

**Thomas John Muthoot**  
Managing Director  
DIN: 00011618  
Place: Trivandrum

**Thomas George Muthoot**  
Director  
DIN: 00011552  
Place: Kochi

**CA. Krishnan R**  
Partner  
Membership No.025927  
Place: Thiruvananthapuram

**CA. Krishnan R**  
Partner  
Membership No.006051  
Place: Thiruvananthapuram

**Thomas Muthoot**  
Executive Director and  
Chief Financial Officer  
DIN: 00082099  
Place: Kochi

Date: May 28, 2022

**Muthoot FinCorp Limited**

**Consolidated statement of changes in equity for the year ended 31st March 2022**

(Amount in INR Lakhs, except share data and unless otherwise stated)

**A. Equity Share Capital**

Equity shares of INR 10/- each issued, subscribed and fully paid

Particulars	No. of shares	Amount
Equity shares of INR 10 each issued, subscribed and fully paid		
As at April 1, 2020	19,37,05,560.00	19,370.56
Issued during the year	-	-
As at March 31, 2021	19,37,05,560.00	19,370.56
Issued during the year	-	-
As at March 31, 2022	19,37,05,560.00	19,370.56

**B. Other Equity**

Particulars	Reserves and Surplus							Other Comprehensive Income			Total attributable to equity holders of the parent	Total non-controlling interest	Total
	Securities Premium Reserve	Statutory Reserve (Pursuant to Section 45-IC of the RBI Act 1934)	Statutory Reserve (Pursuant to Section 29C of the NHB Act 1987)	Retained Earnings	General Reserve	Treasury shares	Employee stock options outstanding	Equity Instruments through Other Comprehensive income	Actuarial valuation of gratuity impact through Other Comprehensive Income	Loan assets through other comprehensive income			
<b>Balance as on 31st March 2020</b>	<b>38,129.81</b>	<b>48,414.05</b>	<b>1,266.37</b>	<b>1,18,998.85</b>	<b>(1.58)</b>	<b>-</b>	<b>153.12</b>	<b>(2,241.97)</b>	<b>45.96</b>	<b>4,464.71</b>	<b>2,09,229.34</b>	<b>36,702.88</b>	<b>2,45,932.22</b>
Profit for the year	-	-	-	39,021.05	-	-	-	-	-	-	39,021.05	707.08	39,728.13
Other Comprehensive Income (net of taxes)	-	-	-	-	-	-	-	721.85	(92.42)	(1,511.05)	(881.62)	(885.72)	(1,767.34)
Changes during the year in employee stock options outstanding	-	-	-	-	-	-	76.24	-	-	-	76.24	-	76.24
Proceeds on transfer during the year	-	-	-	-	34.79	-	-	-	-	-	34.79	-	34.79
Transfer to Reserves u/s. 45-IC of RBI Act, 1934	-	7,531.92	-	(7,531.92)	-	-	-	-	-	-	-	-	-
Transfer to Reserves u/s. 29-C of NHB Act, 1987	-	-	402.19	(402.19)	-	-	-	-	-	-	-	-	-
Earlier years adjustments	0.04	-	-	95.41	-	-	-	-	-	-	95.45	-	95.45
Adjustments to NCI	-	-	-	(0.91)	(11.79)	-	-	-	-	-	(12.70)	12.71	0.00
<b>Balance as on 31st March 2021</b>	<b>38,129.85</b>	<b>55,945.97</b>	<b>1,668.56</b>	<b>1,50,180.30</b>	<b>21.42</b>	<b>-</b>	<b>229.36</b>	<b>(1,520.12)</b>	<b>(46.46)</b>	<b>2,953.67</b>	<b>2,47,562.54</b>	<b>36,536.95</b>	<b>2,84,099.49</b>
Profit for the year	-	-	-	39,170.72	-	-	-	-	-	-	39,170.72	2,084.40	41,255.11
Other Comprehensive Income (net of taxes)	-	-	-	-	-	-	-	(45.89)	59.73	2,137.86	2,151.70	1,177.00	3,328.70
Changes during the year in employee stock options outstanding	-	-	-	67.95	(12.49)	-	131.72	-	-	-	187.18	-	187.18
Proceeds on transfer during the year	-	-	-	-	64.70	-	(64.70)	-	-	-	-	-	-
Transfer to Reserves u/s. 45-IC of RBI Act, 1934	-	7,884.98	-	(7,884.98)	-	-	-	-	-	-	-	-	-
Transfer to Reserves u/s. 29-C of NHB Act, 1987	-	-	400.00	(400.00)	-	-	-	-	-	-	-	-	-
Dividend Paid	-	-	-	(11,622.33)	-	-	-	-	-	-	(11,622.33)	-	(11,622.33)
Provision for proposed dividend	-	-	-	(0.02)	-	-	-	-	-	-	(0.02)	-	(0.02)
Tax relating to prior years	-	-	-	(53.21)	-	-	-	-	-	-	(53.21)	-	(53.21)
Proceeds on issue of Compulsorily Convertible Preference Shares	-	-	-	22,031.42	-	-	-	-	-	-	22,031.42	14,519.15	36,550.57
Adjustments to NCI	-	-	-	-	(19.03)	-	-	-	-	-	(19.03)	19.03	-
<b>Balance as on 31st March 2022</b>	<b>38,129.85</b>	<b>63,830.95</b>	<b>2,068.56</b>	<b>1,91,489.84</b>	<b>54.60</b>	<b>-</b>	<b>296.38</b>	<b>(1,566.01)</b>	<b>13.27</b>	<b>5,091.53</b>	<b>2,99,408.96</b>	<b>54,336.53</b>	<b>3,53,745.49</b>

**See accompanying notes to the Financial Statements**

In terms of our joint report of even date attached

**For Rangamani & Co.**

Chartered Accountants  
Firm Regn. No. 003052S

**For Krishnan Retna & Associates**

Chartered Accountants  
Firm Regn. No. 001536S

**For and on behalf of the Board of Directors,**

**Thomas John Muthoot**  
Managing Director  
DIN: 00011618  
Place: Thiruvananthapuram

**Thomas George Muthoot**  
Director  
DIN: 00011552  
Place: Kochi

**Thomas Muthoot**  
Executive Director and  
Chief Financial Officer  
DIN: 00082099  
Place: Kochi

**CA. Krishnan R**  
Partner  
Membership No.025927  
Place: Thiruvananthapuram

**CA. Krishnan R**  
Partner  
Membership No.006051  
Place: Thiruvananthapuram

Date: May 28, 2022

**Muthoot FinCorp Limited**  
**Notes forming part of consolidated financial statements**

**Significant Accounting Policies**

**1. Corporate Information**

Muthoot FinCorp Limited, (the Company), is a Public Limited Company, incorporated on June 10, 1997 under the provisions of Companies Act, 1956. The Company is a Non-Deposit Accepting Non-Banking Financial Company (NBFC) registered with Reserve Bank of India (RBI) and is classified as a Non-Deposit Taking Systematically Important Loan Company (NDSI).

Muthoot FinCorp Limited, the flagship company of the 135-year-old Muthoot Pappachan Group, together with its subsidiaries (collectively, the Group), provides a diverse mix of retail offerings catering to the various needs of its customers and is primarily engaged in business of Gold Loans through its branch network across India. The Group also offers SME Loans, Forex Services, Money Transfer Services and Wealth Management Services to its customers in its strive to be the most trusted financial service provider. The Company is engaged in real estate business to a very limited extent. The Company's registered office is at Muthoot Centre, TC No.14/2074-7, Punnen Road, Thiruvananthapuram, Kerala, India. The Registration details of the Company are as follows:

Corporate Identity Number (CIN): U65929KL1997PLC011518

Reserve Bank of India Registration no.: N - 16.00170

The Company has 3 subsidiaries, Muthoot Housing Finance Company Limited (or "MHFCL" or "Muthoot Housing"), Muthoot Pappachan Technologies Limited (or "MPT") and Muthoot Microfin Limited (or "MML" or "Muthoot Microfin") (formerly known as Pancharatna Securities Limited), which are incorporated in India.

Muthoot Housing Finance Company Limited (MHFCL) is a public company domiciled in India and incorporated under provision of the Companies Act, 1956 having Corporate Identity Number (CIN) - U65922KL2010PLC025624, registered with the National Housing Bank ("NHB") under Section 29 A of the National Housing Bank Act, 1987 and primarily engaged in housing finance activities. The company was incorporated on 05th March 2010, and received the Certificate of Registration from the NHB on 11th February 2011, enabling the company to carry on business as a Housing Finance Company without accepting Public Deposits. The Company received its Certificate of Commencement of Business on 1st June 2011.

Muthoot Pappachan Technologies Private Limited (MPT) was initially registered as a Private Limited Company on 16th November 2012. Later, it was converted to Muthoot Pappachan Technologies Limited on 5th July 2013. Based in the Technopark campus at Thiruvananthapuram, the company provides Consulting-led Integrated portfolio of Information Technology (IT) and IT enabled services to its clients. The company in short, aims at providing Software Solution as Service to its customers.

Muthoot Microfin Limited (MML) was incorporated as a Private Limited Company in the year 1992 under the erstwhile Companies Act, 1956. Effective from 18 March 1998, the Company was registered as a non-deposit accepting Non-Banking Financial Company (NBFC-ND) under the rules and regulations framed by the Reserve Bank of India. The company has obtained registration under the category of Non-Banking Financial Company – Micro Finance Institutions (NBFC-MFI) w.e.f. 25 March 2015. The operations of the Company are based on the Grameen model of lending. It is designed to promote entrepreneurship among women and inclusive growth. The Company provides financial assistance through micro loans to women engaged in small income generating activities.

**2. Basis of preparation**

**2.1 Statement of Compliance**

The consolidated financial statements (CFS) of the Group have been prepared in accordance with Indian Accounting Standards (Ind AS) notified under the Companies (Indian Accounting Standards) Rules, 2015 (as amended from time to time) and notified under section 133 of the Companies Act, 2013 (the Act) along with other relevant provisions of the Act, the Master Direction – Non-Banking Financial Company – Systemically Important Non-Deposit taking Company and Deposit taking Company (Reserve Bank) Directions, 2016 ('the NBFC Master Directions') issued by RBI and National Housing Bank Guidelines/Regulations ('NHB directions') and notification for Implementation of Indian Accounting Standard vide circular RBI/2019-20/170 DOR(NBFC).CC.PD. No.109/22.10.106/2019-20 dated 13 March 2020 ('RBI Notification for Implementation of Ind AS') issued by RBI to the extent applicable.

**Muthoot FinCorp Limited**  
**Notes forming part of consolidated financial statements**

The financial statements are prepared on a going concern basis, as the Management is satisfied that the Group shall be able to continue its business for the foreseeable future and no material uncertainty exists that may cast significant doubt on the going concern assumption.

**2.2 Presentation of financial Statements**

The Group presents its Balance Sheet in order of liquidity. The Group prepares and presents its Balance Sheet, the Statement of Profit and Loss and the Statement of Changes in Equity in the format prescribed by Division III of Schedule III to the Act. The Statement of Cash Flows has been prepared and presented as per the requirements of Ind AS 7 ‘Statement of Cash Flows’.

The Group generally reports financial assets and financial liabilities on a gross basis in the Balance Sheet. They are offset and reported net only when Ind AS specifically permits the same or it has an unconditional legally enforceable right to offset the recognised amounts without being contingent on a future event. Similarly, the Group offsets incomes and expenses and reports the same on a net basis when permitted by Ind AS specifically unless they are material in nature.

**2.3 Principles of consolidation**

The consolidated financial statements incorporate the financial statements of the Parent Company and all its subsidiaries, being the entities that it controls from the date control is gained. Control is evidenced where the investor is exposed, or has rights, to variable returns from its involvement with the investee and has the ability to affect those returns through its power over the investee. Power is demonstrated through existing rights that give the ability to direct relevant activities, which significantly affect the entity’s returns. The financial statements of subsidiaries are prepared for the same reporting year as the Parent Company. Where necessary, adjustments are made to the financial statements of subsidiaries to align the accounting policies in line with accounting policies of the Parent Company.

These consolidated financial statements are prepared on the following basis in accordance with Ind AS 110 on “Consolidated Financial Statements” specified under Section 133 of the Act. Following subsidiary companies have been considered in the preparation of the consolidated financial statements:

Name of the Company	Country of incorporation	Consolidated as	% equity shareholding of MFL (Current Year)	% equity shareholding of MFL (Previous Year)
Muthoot Housing Finance Company Limited	India	Subsidiary	80.66%	80.66%
Muthoot Pappachan Technologies Limited	India	Subsidiary	60.00%	60.00%
Muthoot Microfin Limited	India	Subsidiary	63.61%	63.61%

**i) Subsidiaries**

Subsidiaries are entities controlled by the Group. The Group controls an entity when it is exposed to, or has rights to, variable returns from its involvement with the entity and has the ability to affect those returns through its power over the entity. The financial statements of subsidiaries are included in the consolidated financial statements from the date on which controls commences until the date on which control ceases.

**ii) Non-controlling interest (“NCI”)**

NCI are measured at their proportionate share of the acquiree’s net identifiable assets at the date of acquisition. Changes in the Group’s equity interest in a subsidiary that do not result in a loss of control are accounted for as equity transactions.

**iii) Loss of control**

When the Group loses control over a subsidiary, it derecognises the assets and liabilities of the subsidiary, and any related NCI and other component of equity. Any interest retained in the former subsidiary is measured at fair value at the date the control is lost. Any resulting gain or loss is recognised in the statement of profit and loss.

**iv) Transactions eliminated on consolidation**

The financial statements of the Holding Company and its subsidiary used in the consolidation procedure are drawn up to the same reporting date i.e. March 31, 2022. The financial statements of the Holding Company and its subsidiary are combined on a line-by-line basis by adding together the book values of like items of assets, liabilities, income and expenses. Intra-group balances and transactions, and unrealized income and expenses arising from intra-group transactions, are eliminated. Unrealized losses are eliminated in the same way as unrealized gains, but only to the extent that there is no evidence of impairment. The Group follows uniform accounting policies for like transactions and other events in similar circumstances. For additional information as required by Paragraph 2 of the General Instructions for preparation of Consolidated Financial Statements to Schedule III to the Companies Act, 2013, refer Note 49.

**2.4 Basis of measurement**

The financial statements have been prepared on a historical cost basis, except for following assets and liabilities which have been measured at fair value:

- i) Investments in equity instruments at fair value through other comprehensive income (FVOCI)
- ii) Financial assets and liabilities designated at fair value through profit or loss (FVTPL)
- iii) Financial assets measured at fair value through other comprehensive income (FVOCI)
- iv) Investments which are held for trading
- v) Defined benefit plans.

**2.5 Functional and presentation currency**

The financial statements are presented in Indian Rupees (INR) which is also functional currency of the Group and the currency of the primary economic environment in which the Group operates. All values are rounded to the nearest lakhs, except when otherwise indicated.

**3. Significant accounting policies**

**3.1 Recognition of interest income**

Interest income is recognised by applying the Effective Interest Rate (EIR) to the gross carrying amount of financial assets other than credit-impaired assets and financial assets classified as measured at FVTPL.

The EIR in case of a financial asset is computed

- a. As the rate that exactly discounts estimated future cash receipts through the expected life of the financial asset to the gross carrying amount of a financial asset.
- b. By considering all the contractual terms of the financial instrument in estimating the cash flows.
- c. Including all fees received between parties to the contract that are an integral part of the effective interest rate, transaction costs, and all other premiums or discounts.

Any subsequent changes in the estimation of the future cash flows is recognised in interest income with the corresponding adjustment to the carrying amount of the assets.

**3.2. Recognition of revenue from sale of goods and services**

Revenue (other than for financial instruments) is measured at fair value of the consideration received or receivable. Ind AS 115 Revenue from contracts with customers outlines a single comprehensive model of accounting for revenue arising from contracts with customers and supersedes current revenue recognition guidance found within Ind ASs.

The Group recognises revenue from contracts with customers based on a five-step model as set out in Ind 115:

**Step 1:** Identify contract(s) with a customer: A contract is defined as an agreement between two or more parties that creates enforceable rights and obligations and sets out the criteria for every contract that must be met.

**Step 2:** Identify performance obligations in the contract: A performance obligation is a promise in a contract with a customer to transfer a good or service to the customer.

**Muthoot FinCorp Limited**  
**Notes forming part of consolidated financial statements**

**Step 3:** Determine the transaction price: The transaction price is the amount of consideration to which the Group expects to be entitled in exchange for transferring promised goods or services to a customer, excluding amounts collected on behalf of third parties.

**Step 4:** Allocate the transaction price to the performance obligations in the contract: For a contract that has more than one performance obligation, the Group allocates the transaction price to each performance obligation in an amount that depicts the amount of consideration to which the Group expects to be entitled in exchange for satisfying each performance obligation.

**Step 5:** Recognise revenue when (or as) the Group satisfies a performance obligation

Revenue from contract with customer for rendering services is recognised at a point in time when performance obligation is satisfied.

**3.2.1 Dividend income**

Dividend income is recognised when the Group's right to receive the payment is established, it is probable that the economic benefits associated with the dividend will flow to the entity and the amount of the dividend can be measured reliably.

**3.2.2 Rental Income**

Rental income arising from operating leases is accounted for on a straight-line basis over the lease terms and is included in rental income in the statement of profit and loss, unless the increase is in line with expected general inflation, in which case lease income is recognised based on contractual terms.

**3.2.3 Fees and commission income**

Fees and commission income such as service charges, commission from fee-based business lines, service income etc. are recognised on point in time basis.

**3.2.4 Miscellaneous Income**

All other income is recognized on an accrual basis, when there is no uncertainty in the ultimate realization/collection.

**3.3 Financial instruments**

**A. Financial Asset**

**3.3.1 Initial recognition**

All financial assets are recognised initially at fair value plus, in the case of financial assets not recorded at fair value through profit or loss, transaction costs that are attributable to the acquisition of the financial asset.

Loans are recognised when funds are transferred to the customers' account. Investments are recognised on the date when the Company becomes party to the contractual provisions. The Group recognises debt securities, deposits and borrowings when funds reach the Group and post allotment, where applicable.

**3.3.2 Initial and subsequent measurement of financial instruments**

The Group classifies its financial assets into the following measurement categories:

1. Debt instruments at amortised cost
2. Debt instruments at fair value through other comprehensive income (FVTOCI).
3. Debt instruments, derivatives and equity instruments at fair value through profit or loss (FVTPL).
4. Equity instruments measured at fair value through other comprehensive income FVTOCI.

The classification depends on the contractual terms of the financial assets' cash flows and the Group's business model for managing financial assets which are explained below:

*Business model assessment*

The Group determines its business model at the level that best reflects how it manages groups of financial assets to achieve its business objective.

The Group's business model is not assessed on an instrument-by-instrument basis, but at a higher level of aggregated portfolios and is based on observable factors such as:

**Muthoot FinCorp Limited**  
**Notes forming part of consolidated financial statements**

- ▶ How the performance of the business model and the financial assets held within that business model are evaluated and reported to the entity's key management personnel
- ▶ The risks that affect the performance of the business model (and the financial assets held within that business model) and the way those risks are managed
- ▶ How managers of the business are compensated (for example, whether the compensation is based on the fair value of the assets managed or on the contractual cash flows collected)
- ▶ The expected frequency, value and timing of sales are also important aspects of the Group's assessment.
- ▶ The business model assessment is based on reasonably expected scenarios without taking 'worst case' or 'stress case' scenarios into account. If cash flows after initial recognition are realised in a way that is different from the Group's original expectations, the Group does not change the classification of the remaining financial assets held in that business model, but incorporates such information when assessing newly originated or newly purchased financial assets going forward.

The SPPI test

As a second step of its classification process, the Group assesses the contractual terms of financial assets to identify whether they meet the SPPI test.

'Principal' for the purpose of this test is defined as the fair value of the financial asset at initial recognition and may change over the life of the financial asset (for example, if there are repayments of principal or amortisation of the premium/discount).

In making this assessment, the Group considers whether the contractual cash flows are consistent with a basic lending arrangement i.e. interest includes only consideration for the time value of money, credit risk, other basic lending risks and a profit margin that is consistent with a basic lending arrangement. Where the contractual terms introduce exposure to risk or volatility that are inconsistent with a basic lending arrangement, the related financial asset is classified and measured at fair value through profit or loss.

The Group classifies its financial liabilities at amortised costs unless it has designated liabilities at fair value through the profit and loss account or is required to measure liabilities at fair value through profit or loss such as derivative liabilities.

**3.3.3 Financial assets measured at amortised cost**

A 'debt instrument' is measured at amortised cost if both the following conditions are met:

- a. The financial asset is held within a business model with the objective to hold financial assets to collect contractual cash flows and
- b. The contractual terms of the financial asset give rise on specified dates to cash flows that are solely payments of principal and interest (SPPI) on the principal amount outstanding.

After initial measurement at fair value plus directly attributable costs, these financial assets are subsequently measured at amortised cost using the effective interest rate (EIR) method. Amortised cost is calculated by considering any discount or premium on acquisition and fees or costs that are an integral part of the EIR. The EIR amortisation is included in interest income in the profit or loss. The losses arising from impairment are recognised in the Statement of Profit and Loss. Any gain or loss on derecognition is also recognised in statement of profit and loss.

**3.3.4 Financial assets measured at fair value through other comprehensive income**

A 'debt instrument' is measured at fair value through other comprehensive income if both the following conditions are met:

- a. The financial asset is held within a business model with the objective to hold financial assets to collect contractual cash flows and selling the assets and
- b. The contractual terms of the financial asset give rise on specified dates to cash flows that are solely payments of principal and interest (SPPI) on the principal amount outstanding

Debt instruments included within the FVOCI category are measured at each reporting date at fair value with such changes being recognised in other comprehensive income (OCI). The interest income on these assets is recognised in profit or loss. Impairment losses or reversals, interest revenue and foreign exchange gains and losses are recognised in profit and loss. Upon disposal, the cumulative gain or loss previously recognised in other comprehensive income is reclassified from equity to the income statement.

### **3.3.5 Financial Instrument measured at fair value through profit or loss**

Any debt instrument, which does not meet the criteria for categorization as at amortized cost or as FVTOCI, is classified as at FVTPL. In addition, debt instruments that meet the amortised cost criteria or the FVTOCI criteria but are designated as at FVTPL are measured at FVTPL.

A financial asset that meets the amortised cost criteria or debt instruments that meet the FVOCI criteria may be designated as at FVTPL upon initial recognition, if such designation eliminates or significantly reduces a measurement or recognition inconsistency that would arise from measuring assets or liabilities or recognising the gains and losses on them on different bases.

Group's investment is classified as FVTPL, if it is acquired or incurred principally for the purpose of selling or repurchasing in the near term, or forms part of a portfolio of financial instruments that are managed together and for which there is evidence of short-term profit taking.

Financial instruments held at fair value through profit or loss, are initially recognised at fair value, with transaction costs recognised in the income statement as incurred. Subsequently, they are measured at fair value and any gains or losses are recognised in the income statement as they arise.

### **3.3.6 Equity instruments**

The Group subsequently measures investment in equity investments at fair value through profit or loss, unless the Group's management has elected to classify irrevocably some of its equity investments as equity instruments at FVOCI, when such instruments meet the definition of definition of Equity under Ind AS 32 *Financial Instruments: Presentation* and are not held for trading. Such classification is determined on an instrument-by-instrument basis.

Gains and losses on these equity instruments classified at FVOCI are never recycled to profit or loss. Dividends are recognised in profit or loss as dividend income when the right of the payment has been established, except when the Group benefits from such proceeds as a recovery of part of the cost of the instrument, in which case, such gains are recorded in OCI.

## **B. Financial Liabilities**

### Initial recognition and measurement

All financial liabilities are initially recognised at fair value. Transaction cost that are directly attributable to the acquisition or the issue of financial liability, which are not at fair value through profit or loss, are adjusted to fair value at initial recognition.

### Subsequent measurement

Financial liabilities are subsequently carried at amortized cost using the effective interest method.

## **3.4 Derecognition of financial assets and liabilities**

### **3.4.1 Financial Asset**

A financial asset (or, where applicable, a part of a financial asset or part of a group of similar financial assets) is derecognised when the rights to receive cash flows from the financial asset have expired. The Group also derecognises the financial asset if it has both transferred the financial asset and the transfer qualifies for derecognition.

The Group has transferred the financial asset if, and only if, either:

- a) The Group has transferred its contractual rights to receive cash flows from the financial asset  
or
- b) It retains the rights to the cash flows, but has assumed an obligation to pay the received cash flows in full without material delay to a third party under a 'pass-through' arrangement

Pass-through arrangements are transactions whereby the Group retains the contractual rights to receive the cash flows of a financial asset (the 'original asset'), but assumes a contractual obligation to pay those cash flows to one or more entities (the 'eventual recipients'), when all of the following three conditions are met:

- ▶ The Group has no obligation to pay amounts to the eventual recipients unless it has collected equivalent amounts from the original asset, excluding short-term advances with the right to full recovery of the amount lent plus accrued interest at market rates



**Muthoot FinCorp Limited**  
**Notes forming part of consolidated financial statements**

- ▶ The Group cannot sell or pledge the original asset other than as security to the eventual recipients
- ▶ The Group has to remit any cash flows it collects on behalf of the eventual recipients without material delay. In addition, the Group is not entitled to reinvest such cash flows, except for investments in cash or cash equivalents including interest earned, during the period between the collection date and the date of required remittance to the eventual recipients.

A transfer only qualifies for derecognition if either:

- ▶ The Group has transferred substantially all the risks and rewards of the asset  
or
- ▶ The Group has neither transferred nor retained substantially all the risks and rewards of the asset, but has transferred control of the asset

The Group considers control to be transferred if and only if, the transferee has the practical ability to sell the asset in its entirety to an unrelated third party and is able to exercise that ability unilaterally and without imposing additional restrictions on the transfer.

When the Group has neither transferred nor retained substantially all the risks and rewards and has retained control of the asset, the asset continues to be recognised only to the extent of the Group's continuing involvement, in which case, the Group also recognises an associated liability. The transferred asset and the associated liability are measured on a basis that reflects the rights and obligations that the Group has retained.

### **3.4.2 Financial Liability**

A financial liability is derecognised when the obligation under the liability is discharged, cancelled or expires. Where an existing financial liability is replaced by another from the same lender on substantially different terms, or the terms of an existing liability are substantially modified, such an exchange or modification is treated as de recognition of the original liability and the recognition of a new liability. The difference between the carrying value of the original financial liability and the consideration paid is recognised in profit or loss.

### **3.5 Offsetting**

Financial assets and financial liabilities are generally reported gross in the balance sheet. Financial assets and liabilities are offset, and the net amount is presented in the balance sheet when the Group has a legal right to offset the amounts and intends to settle on a net basis or to realise the asset and settle the liability simultaneously in all the following circumstances:

- a. The normal course of business
- b. The event of default
- c. The event of insolvency or bankruptcy of the Group and/or its counter parties.

### **3.6 Impairment of financial assets**

#### **3.6.1 Overview of the Expected Credit Loss (ECL) principles**

The Group has created provisions on all financial assets except for financial assets classified as FVTPL, based on the expected credit loss method. The Group also ensures maintaining the minimum provision requirement as per RBI and NHB regulations.

The ECL provision is based on the credit losses expected to arise over the life of the asset (the lifetime expected credit loss), unless there has been no significant increase in credit risk since origination, in which case, the allowance is based on the 12 months' expected credit loss. The 12-month ECL is the portion of Lifetime ECL that represent the ECLs that result from default events on financial assets that are possible within the 12 months after the reporting date.

The Group performs an assessment, at the end of each reporting period, of whether a financial instrument's credit risk has increased significantly since initial recognition, by considering the change in the risk of default occurring over the remaining life of the financial instrument.

Based on the above process, the Group categorises its loans into three stages as described below:

**Muthoot FinCorp Limited**  
**Notes forming part of consolidated financial statements**

For non-impaired financial instruments

- Stage 1 is comprised of all non-impaired financial instruments which have not experienced a significant increase in credit risk (SICR) since initial recognition. A 12-month ECL provision is made for stage 1 financial instruments. In assessing whether credit risk has increased significantly, the Group compares the risk of a default occurring on the financial instrument as at the reporting date, with the risk of a default occurring on the financial instrument as at the date of initial recognition.
- Stage 2 is comprised of all non-impaired financial instruments which have experienced a SICR since initial recognition. The Group recognises lifetime ECL for stage 2 financial instruments. In subsequent reporting periods, if the credit risk of the financial instrument improves such that there is no longer a SICR since initial recognition, then entities recognize 12 months of ECL.

For impaired financial instruments:

Financial instruments are classified as stage 3 when there is objective evidence of impairment as a result of one or more loss events that have occurred after initial recognition with a negative impact on the estimated future cash flows of a loan or a portfolio of loans. The Group recognises lifetime ECL for impaired financial instruments.

**3.6.2 The calculation of ECLs**

The mechanics of the ECL calculations are outlined below and the key elements are, as follows:

**Probability of Default (PD)** - The Probability of Default is an estimate of the likelihood of default over a given time horizon.

The Group uses historical information where available to determine PD. Considering the different products and schemes, the Group has bifurcated its loan portfolio into various pools. PD is calculated using Incremental NPA approach considering fresh slippage using historical information.

**Exposure at Default (EAD)** - The Exposure at Default is an estimate of the exposure at a future default date, considering expected changes in the exposure after the reporting date, including repayments of principal and interest, whether scheduled by contract or otherwise, expected drawdowns on committed facilities, and accrued interest from missed payments.

**Loss Given Default (LGD)** – The Loss Given Default is an estimate of the loss arising in the case where a default occurs at a given time. It is based on the difference between the contractual cash flows due and those that the lender would expect to receive.

**Forward looking information**

While estimating the expected credit losses, the Group reviews macro-economic developments occurring in the economy and market it operates in. On a periodic basis, the Group analyses if there is any relationship between key economic trends like GDP, unemployment rates, benchmark rates set by the Reserve Bank of India, inflation etc. with the estimate of PD, LGD determined by the Group based on its internal data. While the internal estimates of PD, LGD rates by the Group may not be always reflective of such relationships, temporary overlays, if any, are embedded in the methodology to reflect such macro-economic trends reasonably.

**Write-offs**

Loans are written off (either partially or in full) when there is no realistic prospect of recovery. This is generally the case when it is determined that the customer does not have assets or sources of income that could generate sufficient cash flows to repay the amounts subjected to write-offs. Any subsequent recoveries against such loans are credited to the statement of profit and loss.

**Collateral**

To mitigate its credit risks on financial assets, the Group seeks to use collateral, where possible. The collateral comes in various forms, such as gold, cash, securities, letters of credit/guarantees, stock, current asset etc. However, the fair value of collateral affects the calculation of ECLs. The fair value of the same is based on data provided by third party or management judgements.

**Muthoot FinCorp Limited**  
**Notes forming part of consolidated financial statements**

**Impairment of Trade receivables**

The Group follows 'simplified approach' for recognition of impairment loss allowance on trade receivables. The Group uses a provision matrix to determine impairment loss allowance on portfolio of its trade receivables. The provision matrix is based on its historically observed default rates over the expected life of the trade receivables.

**3.7 Determination of fair value**

The Group measures financial instruments, such as, investments at fair value at each balance sheet date.

Fair value is the price that would be received to sell an asset or paid to transfer a liability in an orderly transaction between market participants at the measurement date. The fair value measurement is based on the presumption that the transaction to sell the asset or transfer the liability takes place either:

- i. In the principal market for the asset or liability, or
- ii. In the absence of a principal market, in the most advantageous market for the asset or liability

The principal or the most advantageous market must be accessible by the Group.

The fair value of an asset or a liability is measured using the assumptions that market participants would use when pricing the asset or liability, if market participants act in their economic best interest.

A fair value measurement of a non-financial asset considers a market participant's ability to generate economic benefits by using the asset in its highest and best use or by selling it to another market participant that would use the asset in its highest and best use.

The Group uses valuation techniques that are appropriate in the circumstances and for which enough data are available to measure fair value, maximising the use of relevant observable inputs and minimising the use of unobservable inputs.

The financial instruments are classified based on a hierarchy of valuation techniques, as summarised below:

Level 1 financial instruments – Those where the inputs used in the valuation are unadjusted quoted prices from active markets for identical assets or liabilities that the Group has access to at the measurement date. The Group considers markets as active only if there are sufficient trading activities with regards to the volume and liquidity of the identical assets or liabilities and when there are binding and exercisable price quotes available on the balance sheet date.

Level 2 financial instruments – Those where the inputs that are used for valuation and are significant, are derived from directly or indirectly observable market data available over the entire period of the instrument's life. Such inputs include quoted prices for similar assets or liabilities in active markets, quoted prices for identical instruments in inactive markets and observable inputs other than quoted prices such as interest rates and yield curves, implied volatilities, and credit spreads. In addition, adjustments may be required for the condition or location of the asset or the extent to which it relates to items that are comparable to the valued instrument. However, if such adjustments are based on unobservable inputs which are significant to the entire measurement, the Group will classify the instruments as Level 3.

Level 3 financial instruments – Those that include one or more unobservable input that is significant to the measurement as whole.

**3.8 Foreign Currency translation**

Transactions in foreign currencies are initially recorded in the functional currency at the spot rate of ex-change ruling at the date of the transaction. However, for practical reasons, the Group uses an average rate if the average approximates the actual rate at the date of the transaction.

Monetary assets and liabilities denominated in foreign currencies are retranslated into the functional currency at the spot rate of exchange at the reporting date. All differences arising on non-trading activities are taken to other income/expense in the statement of profit and loss.

Non-monetary items that are measured at historical cost in a foreign currency are translated using the spot exchange rates as at the date of recognition.

**3.9 Finance cost**

Finance costs represents Interest expense recognised by applying the Effective Interest Rate (EIR) to the gross carrying amount of financial liabilities other than financial liabilities classified as FVTPL.

**Muthoot FinCorp Limited**  
**Notes forming part of consolidated financial statements**

Interest expense includes issue costs that are initially recognized as part of the carrying value of the financial liability and amortized over the expected life using the effective interest method. These include fees and commissions payable to advisers and other expenses such as external legal costs, provided these are incremental costs that are directly related to the issue of a financial liability.

**3.10 Other income and expenses**

All Other income and expense are recognized in the period they occur.

**3.11 Cash and cash equivalents**

Cash and cash equivalent in the balance sheet comprise cash at banks and on hand, short-term deposits with an original maturity of three months or less and forex balances, which are subject to an insignificant risk of changes in value.

For the purpose of the statement of cash flows, cash and cash equivalents consist of cash and short- term deposits, as defined above, net of outstanding bank overdrafts, if any as they are considered an integral part of the Group's cash management.

**3.12 Property, plant and equipment**

Property, plant and equipment (PPE) are measured at cost less accumulated depreciation and accumulated impairment, (if any). The total cost of assets comprises its purchase price, freight, duties, taxes and any other incidental expenses directly attributable to bringing the asset to the location and condition necessary for it to be capable of operating in the manner intended by the management.

Changes in the expected useful life are accounted for by changing the amortisation period or methodology, as appropriate, and treated as changes in accounting estimates.

Subsequent expenditure related to an item of tangible asset are added to its gross value only if it increases the future benefits of the existing asset, beyond its previously assessed standards of performance and cost can be measured reliably. Other repairs and maintenance costs are expensed off as and when incurred.

**3.13 Depreciation**

Tangible assets are stated at historical cost less accumulated depreciation. Cost comprises the purchase price and any attributable cost of bringing the asset to its working condition for its intended use.

Depreciation is charged based on a review by the management during the year and at the rates derived based on the useful lives of the assets as specified in Schedule II of the Companies Act, 2013 or estimated useful lives estimated by the respective management based on technical evaluation. The holding company and one of its subsidiaries, Muthoot Microfin Limited follow the Straight Line Method for providing depreciation whereas the two other subsidiaries follow Written Down Value Method.

Leasehold improvements and assets held under finance leases are depreciated over the shorter of lease term or their useful life. The residual values, useful lives and methods of depreciation of property, plant and equipment are reviewed at each financial year end and adjusted prospectively, if appropriate.

Property plant and equipment is derecognised on disposal or when no future economic benefits are expected from its use. Any gain or loss arising on derecognition of the asset (calculated as the difference between the net disposal proceeds and the carrying amount of the asset) is recognised in other income / expense in the statement of profit and loss in the year the asset is derecognised. The date of disposal of an item of property, plant and equipment is the date the recipient obtains control of that item in accordance with the requirements for determining when a performance obligation is satisfied in Ind AS 115.

**3.14 Capital work-in-progress**

Capital work-in-progress are carried at cost, comprising direct cost and related incidental expenses. Assets which are not ready for intended use are also shown under capital work-in-progress.

**3.15 Intangible assets**

The Group's intangible assets consist of computer software.

**Muthoot FinCorp Limited**  
**Notes forming part of consolidated financial statements**

An intangible asset is recognised only when its cost can be measured reliably, and it is probable that the expected future economic benefits that are attributable to it will flow to the Group.

Intangible assets acquired separately are measured on initial recognition at cost. The cost of an intangible asset comprises its purchase price and any directly attributable expenditure on making the asset ready for its intended use and net of any trade discounts and rebates. Following initial recognition, intangible assets are carried at cost less any accumulated amortisation and any accumulated impairment losses.

Intangible assets are amortised by the Group over a period of 3 years, except in case of Muthoot Pappachan Technologies Limited where the computer software is amortised over a period of 10 years or over the estimated useful lives.

Gains or losses from derecognition of intangible assets are measured as the difference between the net disposal proceeds and the carrying amount of the asset are recognised in the Statement of Profit and Loss when the asset is derecognised.

### **3.16 Investment Property**

Properties, held to earn rentals and/or capital appreciation are classified as investment property and measured and reported at cost, including transaction costs. Subsequent expenditure is capitalized to the assets carrying amount only when it is probable that the future economic benefit associated with the expenditure will flow to the company.

An investment property is derecognised upon disposal or when the investment property is permanently withdrawn from use and no future economic benefits are expected from the disposal. Any gain or loss arising on derecognition of property is recognised in the Statement of Profit and Loss in the same period.

### **3.17 Impairment of non-financial assets**

The Groups assesses, at each reporting date, whether there is an indication that an asset may be impaired. If any indication exists, or when annual impairment testing for an asset is required, the Group estimates the asset's recoverable amount. An asset's recoverable amount is the higher of an asset's or cash-generating unit's (CGU) fair value less costs of disposal and its value in use. Recoverable amount is determined for an individual asset, unless the asset does not generate cash inflows that are largely independent of those from other assets or groups of assets. When the carrying amount of an asset or CGU exceeds its recoverable amount, the asset is considered impaired and is written down to its recoverable amount.

In assessing value in use, the estimated future cash flows are discounted to their present value using a pre-tax discount rate that reflects current market assessments of the time value of money and the risks specific to the asset. In determining fair value less costs of disposal, recent market transactions are considered. If no such transactions can be identified, an appropriate valuation model is used. These calculations are corroborated by valuation multiples, quoted share prices for publicly traded companies or other available fair value indicators.

An assessment is made at each reporting date to determine whether there is an indication that previously recognised impairment losses no longer exist or have decreased. If such indication exists, the Group estimates the asset's or CGU's recoverable amount. A previously recognised impairment loss is reversed only if there has been a change in the assumptions used to determine the asset's recoverable amount since the last impairment loss was recognised. The reversal is limited so that the carrying amount of the asset does not exceed its recoverable amount, nor exceed the carrying amount that would have been determined, net of depreciation, had no impairment loss been recognised for the asset in prior years. Such reversal is recognised in the statement of profit or loss unless the asset is carried at a revalued amount, in which case, the reversal is treated as a revaluation increase.

### **3.18 Post-employment benefits**

#### **3.18.1 Defined contribution schemes**

Contributions to the Employees Provident Fund Scheme maintained by the Central Government, Employee State Insurance Corporation (ESIC) etc. are accounted for on an accrual basis. Retirement benefit in the form of provident fund is a defined contribution scheme.

The Group has no obligation, other than the contribution payable under the schemes. The Group recognizes contribution payable to the provident fund scheme / ESIC as expenditure, when an employee renders the related service. If the contribution payable to the scheme / ESIC for service received before the balance sheet date exceeds the contribution already paid, the deficit payable to the scheme is recognized as a liability after deducting the contribution already paid.

**Muthoot FinCorp Limited**  
**Notes forming part of consolidated financial statements**

If the contribution already paid exceeds the contribution due for services received before the balance sheet date, then excess is recognized as an asset.

**3.18.2 Defined Benefit schemes**

*Gratuity*

The Group provides for gratuity covering eligible employees under which a lump sum payment is paid to vested employees at retirement, death, incapacitation or termination of employment, of an amount reckoned on the respective employee's salary and his tenor of employment with the Group. The Group accounts for its liability for future gratuity benefits based on actuarial valuation determined at each Balance Sheet date by an Independent Actuary using Projected Unit Credit Method. The Group makes contributions to a Gratuity Fund administered by the Life Insurance Corporation of India.

The obligation is measured at the present value of the estimated future cash flows. The discount rates used for determining the present value of the obligation under defined benefit plan are based on the market yields on Government Securities as at the Balance Sheet date.

An actuarial valuation involves making various assumptions that may differ from actual developments in the future. These include the determination of the discount rate, future salary increases and mortality rates. Due to the complexities involved in the valuation and its long-term nature, these liabilities are highly sensitive to changes in these assumptions. All assumptions are reviewed at each reporting date.

Re-measurement, comprising of actuarial gains and losses (excluding amounts included in net interest on the net defined benefit liability), are recognized immediately in the balance sheet with a corresponding debit or credit to other equity through OCI in the period in which they occur. Re-measurements are not reclassified to statement of profit and loss in subsequent periods.

**3.19 Share Based Payments**

The Group has formulated an Employees Stock Option Scheme to be administered through respective Trusts for its subsidiaries MML and MHFCL. The fair value of options granted under Employee Stock Option Plan is recognised as an employee benefits expense with a corresponding increase in other equity. The total amount to be expensed is determined by reference to the fair value of the options. The total expense is recognised over the vesting period, which is the period over which all of the specified vesting conditions are to be satisfied. At the end of each period, the estimates of the number of options that are expected to vest based on the non-market vesting and service conditions are revised. It recognises the impact of the revision to original estimates, if any, in Statement of Profit and Loss, with a corresponding adjustment to equity.

**3.20 Provisions**

Provisions are recognised when the enterprise has a present obligation (legal or constructive) as a result of past events, and it is probable that an outflow of resources embodying economic benefits will be required to settle the obligation, and a reliable estimate can be made of the amount of the obligation.

When the effect of the time value of money is material, the enterprise determines the level of provision by discounting the expected cash flows at a pre-tax rate reflecting the current rates specific to the liability. The expense relating to any provision is presented in the statement of profit and loss net of any reimbursement.

**3.21 Assets held for sale**

Assets possessed against the settlement of loans are carried in the balance sheet at a value of outstanding principal loan amount or fair value of asset whichever is lower. In case the fair value of the asset acquired is lower than the outstanding principal loan amount; then the shortfall is to be provided for in the books of account in such financial year.

These assets are classified as 'Assets held for sale' under 'Non-financial assets' till the asset acquired is finally disposed. The outstanding overdue interest and other charges will be accounted on realization basis.

Further, if on disposal of the assets so acquired, the sale proceed is higher than the receivable amount (including outstanding loan, outstanding overdue interest, other charges and interest), then the Company will refund the excess amount to the borrowers.

**Muthoot FinCorp Limited**  
**Notes forming part of consolidated financial statements**

**3.22 Taxes**

Income tax expense represents the sum of current tax and deferred tax.

**3.21.1 Current Tax**

Current tax is the amount of income taxes payable in respect of taxable profit for a period. Taxable profit differs from 'profit before tax' as reported in the Statement of Profit and Loss because of items of income or expense that are taxable or deductible in other years and items that are never taxable or deductible in accordance with applicable tax laws.

Interest income / expenses and penalties, if any, related to income tax are included in current tax expense. The tax rates and tax laws used to compute the amount are those that are enacted, or substantively enacted, by the end of reporting date in India where the Group operates and generates taxable income.

Current income tax relating to items recognised outside profit or loss is recognised outside profit or loss (either in other comprehensive income or in equity). Current tax items are recognised in correlation to the underlying transaction either in OCI or directly in equity. Management periodically evaluates positions taken in the tax returns with respect to situations in which applicable tax regulations are subject to interpretation and establishes provisions where appropriate.

**3.22.2 Deferred tax**

Deferred tax assets and liabilities are recognised for temporary differences arising between the tax bases of assets and liabilities and their carrying amounts. Deferred income tax is determined using tax rates (and laws) that have been enacted or substantively enacted by the reporting date and are expected to apply when the related deferred income tax asset is realised, or the deferred income tax liability is settled.

Deferred tax assets are only recognised for temporary differences, unused tax losses and unused tax credits if it is probable that future taxable amounts will arise to utilise those temporary differences and losses. Deferred tax assets are reviewed at each reporting date and are reduced to the extent that it is no longer probable that the related tax benefit will be realised.

Deferred tax assets and liabilities are offset where there is a legally enforceable right to offset current tax assets and liabilities and they relate to income taxes levied by the same tax authority on the same taxable entity, or on different tax entities, but they intend to settle current tax liabilities and assets on a net basis or their tax assets and liabilities are realised simultaneously.

**3.22.3 Goods and services tax /value added taxes paid on acquisition of assets or on incurring expenses**

Expenses and assets are recognised net of the goods and services tax/value added taxes paid, except:

- i. When the tax incurred on a purchase of assets or services is not recoverable from the taxation authority, in which case, the tax paid is recognised as part of the cost of acquisition of the asset or as part of the expense item, as applicable
- ii. When receivables and payables are stated with the amount of tax included

The net amount of tax recoverable from, or payable to, the taxation authority is included as part of receivables or payables in the balance sheet.

**3.23 Contingent Liabilities and assets**

A contingent liability is a possible obligation that arises from past events whose existence will be confirmed by the occurrence or non-occurrence of one or more uncertain future events beyond the control of the Group or a present obligation that is not recognized because it is not probable that an outflow of resources will be required to settle the obligation. A contingent liability also arises in extremely rare cases where there is a liability that cannot be recognized because it cannot be measured reliably. The Group does not recognize a contingent liability but discloses its existence in the financial statements.

A contingent asset is a possible asset that arises from past events and whose existence will be confirmed only by the occurrence or non-occurrence of one or more uncertain future events not wholly within the control of the entity. The Group does not have any contingent assets in the financial statements.

**Muthoot FinCorp Limited**  
**Notes forming part of consolidated financial statements**

**3.24 Earnings Per Share**

The Group reports basic and diluted earnings per share in accordance with Ind AS 33 on Earnings per share. Basic EPS is calculated by dividing the net profit or loss for the year attributable to equity shareholders (after deducting preference dividend and attributable taxes) by the weighted average number of equity shares outstanding during the year.

For calculating diluted earnings per share, the net profit or loss for the year attributable to equity shareholders and the weighted average number of shares outstanding during the year are adjusted for the effects of all dilutive potential equity shares. Dilutive potential equity shares are deemed converted as of the beginning of the period, unless they have been issued at a later date. In computing the dilutive earnings per share, only potential equity shares that are dilutive and that either reduces the earnings per share or increases loss per share are included.

**3.25 Dividends on ordinary shares**

The Group recognises a liability to make distributions to equity holders of the Group when the distribution is authorised, and the distribution is no longer at the discretion of the Group. As per the corporate laws in India, a distribution is authorised when it is approved by the shareholders. A corresponding amount is recognised directly in equity.

**3.26 Leases**

The determination of whether an arrangement is a lease, or contains a lease, is based on the substance of the arrangement and requires an assessment of whether the fulfilment of the arrangement is dependent on the use of a specific asset or assets or whether the arrangement conveys a right to use the asset.

***Group as a lessee***

The Groups lease asset class consists of building, equipment and vehicles. The Group assesses whether a contract contains a lease, at inception of a contract. A contract is, or contains, a lease if the contract conveys the right to control the use of an identified asset for a period of time in exchange for consideration. The Group has, at the date of transition, recognized a right-of use asset and a corresponding lease liability for all lease arrangements in which it is a lessee, except for leases with a term of twelve months or less (short term lease) and low value assets. For these short-term and low value leases, the Group recognizes the lease payments as an operating expense on a straight-line basis over the term of the lease.

The right-of-use assets are recognized at cost, which comprises the present value of the lease liability as at the date of transition. Right-of-use assets are depreciated on a straight-line basis over the shorter of the balance lease term and useful life of the underlying asset. The lease liability is initially measured at amortised cost at the present value of the future lease payments. The lease payments are discounted using the interest rate implicit on the lease or, if not readily determinable, using the incremental borrowing rates. Interest accrued on lease liability and lease payments made, are subsequently adjusted to the initial recognition of lease liability.

***Group as a lessor***

Leases where the Group does not transfer substantially all the risks and benefits incidental to ownership of the leased items are operating leases. Rental Income arising from operating leases is accounted for on a straight-line basis over the lease terms and is included in rental income in the statement of profit and loss.

**3.27 Cash flow statement**

Cash flows are reported using indirect method, whereby net profits before tax is adjusted for the effects of transactions of a non-cash nature and any deferrals or accruals of past or future cash receipts or payments and items of income or expenses associated with investing or financing cash flows. The cash flows from regular revenue generating (operating activities), investing and financing activities of the Group are segregated.

**4. Significant accounting judgements, estimates and assumptions**

The preparation of financial statements in conformity with the Ind AS requires the management to make judgments, estimates and assumptions that affect the reported amounts of revenues, expenses, assets and liabilities and the accompanying disclosure and the disclosure of contingent liabilities, at the end of the reporting period. Estimates and underlying assumptions are reviewed on an ongoing basis. Revisions to accounting estimates are recognised in the period in which the estimates are revised, and future periods are affected. Although these estimates are based on the management's best knowledge of current events and actions, uncertainty about these assumptions and estimates could result in the outcomes requiring a material adjustment to the carrying amounts of assets or liabilities in future periods.



**Muthoot FinCorp Limited**  
**Notes forming part of consolidated financial statements**

In particular, information about significant areas of estimation, uncertainty and critical judgments in applying accounting policies that have the most significant effect on the amounts recognized in the financial statements is included in the following notes:

**4.1 Business Model Assessment**

Classification and measurement of financial assets depends on the results of the SPPI and the business model test. The Group determines the business model at a level that reflects how groups of financial assets are managed together to achieve a business objective. This assessment includes judgement reflecting all relevant evidence including how the performance of the assets is evaluated and their performance measured, the risks that affect the performance of the assets and how these are managed and how the managers of the assets are compensated. The Group monitors financial assets measured at amortised cost or fair value through other comprehensive income that are derecognised prior to their maturity to understand the reason for their disposal and whether the reasons are consistent with the objective of the business for which the asset was held. Monitoring is part of the Group's continuous assessment of whether the business model for which the remaining financial assets are held continues to be appropriate and if it is not appropriate whether there has been a change in business model and so a prospective change to the classification of those assets.

**4.2 Defined employee benefit assets and liabilities**

The cost of the defined benefit gratuity plan and the present value of the gratuity obligation are determined using actuarial valuations. An actuarial valuation involves making various assumptions that may differ from actual developments in the future. These include the determination of the discount rate, future salary increases and mortality rates. Due to the complexities involved in the valuation and its long-term nature, a defined benefit obligation is highly sensitive to changes in these assumptions. All assumptions are reviewed at each reporting date.

**4.3 Fair value measurement**

When the fair values of financial assets and financial liabilities recorded in the balance sheet cannot be measured based on quoted prices in active markets, their fair value is measured using various valuation techniques. The inputs to these models are taken from observable markets where possible, but where this is not feasible, a degree of judgment is required in establishing fair values. Judgments include considerations of inputs such as liquidity risk, credit risk and volatility. Changes in assumptions about these factors could affect the reported fair value of financial instruments.

**4.4 Impairment of financial assets**

The measurement of impairment losses across all categories of financial assets requires judgement the estimation of the amount and timing of future cash flows and collateral values when determining impairment losses and the assessment of a significant increase in credit risk. These estimates are driven by several factors, changes in which can result in different levels of allowances.

It has been the Group's policy to regularly review its models in the context of actual loss experience and adjust when necessary.

**4.5 Effective Interest Rate (EIR) method**

The Group's EIR methodology, recognises interest income / expense using a rate of return that represents the best estimate of a constant rate of return over the expected behavioural life of loans given / taken and recognises the effect of potentially different interest rates at various stages and other characteristics of the product life cycle (including prepayments and penalty interest and charges).

This estimation, by nature, requires an element of judgement regarding the expected behaviour and lifecycle of the instruments, as well expected changes to India's base rate and other fee income/expense that are integral parts of the instrument.

**4.6 Lease Term**

- The determination of lease term for some lease contracts in which the Company is a lessee, including whether the Company is reasonably certain to exercise lessee options.
- The determination of the incremental borrowing rate used to measure lease liabilities.

**4.7 Share based payments**

Estimating fair value for share-based payment transactions requires determination of the most appropriate valuation model, which is dependent on the terms and conditions of the grant. This estimate also requires determination of the most

**Muthoot FinCorp Limited**  
**Notes forming part of consolidated financial statements**

appropriate inputs to the valuation model including the expected life of the share option, volatility and dividend yield and making assumptions about them.

**4.8 Other estimates**

These include contingent liabilities, useful lives of tangible and intangible assets etc.

*<This section has been intentionally left blank>*

**Muthoot FinCorp Limited**

**Notes to the Consolidated Financial Statements for the year ended 31st March 2022**

(Amount in INR Lakhs, except share data and unless otherwise stated)

**5 Cash and cash equivalents**

Particulars	As at 31st March 2022	As at 31st March 2021
Cash on hand	9,404.61	10,271.73
Balances with Banks		
- in current accounts	2,03,411.92	60,065.17
- in deposit accounts having original maturity less than three months	1,01,884.07	28,229.74
Others		
-Forex Balance	59.94	40.40
-Balance with cash collection agents	473.30	372.80
<b>Total</b>	<b>3,15,233.84</b>	<b>98,979.83</b>

**6 Bank Balance other than cash and cash equivalents**

Particulars	As at 31st March 2022	As at 31st March 2021
Deposit with original maturity for more than three months but less than twelve months	34,849.28	26,473.75
Balance with Banks in escrow accounts	6,769.42	13,713.50
<b>Total</b>	<b>41,618.70</b>	<b>40,187.25</b>

**7 Receivables**

Particulars	As at 31st March 2022	As at 31st March 2021
<b>(I) Trade Receivables</b>		
<b>Receivables considered good - Unsecured</b>		
Receivables from Money Transfer business	847.35	921.73
Wind Mill income receivable	1,748.85	891.46
Other Trade Receivables	1,638.92	935.64
<b>Sub-Total</b>	<b>4,235.12</b>	<b>2,748.83</b>
Less: Allowances for Impairment Loss	-	-
<b>Total Net receivable</b>	<b>4,235.12</b>	<b>2,748.83</b>

Trade receivables are non-interest bearing and are short-term in nature. These consist of receivable from Government and other parties, and does not involve any credit risk.

**Ageing Schedule of Trade Receivables (At at 31st March,2022)**

Particulars	Outstanding for following periods from due date of payment					Total
	Less than 6 months	6 months- 1 year	1-2 years	2-3 years	More than 3 years	
(i) Undisputed Trade Receivables- considered good	2,458.20	687.43	1,084.40	-	-	4,230.04
(ii) Undisputed Trade Receivables- which have significant increase in credit risk	-	-	5.08	-	-	5.08
(iii) Undisputed Trade Receivables- credit impaired	-	-	-	-	-	-
(iv) Disputed Trade Receivables- considered good	-	-	-	-	-	-
(v) Disputed Trade Receivables- which have significant increase in credit risk	-	-	-	-	-	-
(vi) Disputed Trade Receivables- credit impaired	-	-	-	-	-	-

**Ageing Schedule of Trade Receivables (At at 31st March,2021)**

Particulars	Outstanding for following periods from due date of payment					
	Less than 6 months	6 months- 1 year	1-2 years	2-3 years	More than 3 years	Total
(i) Undisputed Trade Receivables- considered good	1,946.44	702.75	99.64	0.01	-	2,748.83
(ii) Undisputed Trade Receivables- which have significant increase in credit risk	-	-	-	-	-	-
(iii) Undisputed Trade Receivables- credit impaired	-	-	-	-	-	-
(iv) Disputed Trade Receivables- considered good	-	-	-	-	-	-
(v) Disputed Trade Receivables- which have significant increase in credit risk	-	-	-	-	-	-
(vi) Disputed Trade Receivables- credit impaired	-	-	-	-	-	-

**8 Loans**

Particulars	As at 31st March 2022	As at 31st March 2021
<b>Loans (at amortised cost)</b>		
<b>(A)</b>		
Retail Loans	19,47,943.53	20,83,098.20
High Value Loans	34,191.91	34,871.61
Staff Loan	99.57	212.85
Housing loans & other loans	1,27,747.49	1,18,142.31
<b>Total (A) - Gross</b>	<b>21,09,982.50</b>	<b>22,36,324.97</b>
Less: Impairment loss allowance	(50,383.79)	(44,043.51)
<b>Total (A) - Net</b>	<b>20,59,598.71</b>	<b>21,92,281.46</b>
<b>(B)</b>		
Secured loans	18,61,489.85	19,86,460.37
Unsecured Loans	2,48,492.65	2,49,864.60
<b>Total (B) - Gross</b>	<b>21,09,982.50</b>	<b>22,36,324.97</b>
Less : Impairment loss allowance	(50,383.79)	(44,043.51)
<b>Total (B) - Net</b>	<b>20,59,598.71</b>	<b>21,92,281.46</b>
<b>(C) Loans in India</b>		
i) Public Sector	-	-
ii) Others	21,09,982.50	22,36,324.97
<b>Total (C) Gross</b>	<b>21,09,982.50</b>	<b>22,36,324.97</b>
Less: Impairment Loss Allowance	(50,383.79)	(44,043.51)
<b>Total (C) Net</b>	<b>20,59,598.71</b>	<b>21,92,281.46</b>
<b>Loans (at FVOCI)</b>		
<b>(A)</b>		
Other Loans	2,12,052.70	1,01,213.11
<b>Total (A) - Gross</b>	<b>2,12,052.70</b>	<b>1,01,213.11</b>
Less: Impairment loss allowance	(5,158.64)	(2,867.11)
<b>Total (A) - Net</b>	<b>2,06,894.06</b>	<b>98,346.00</b>
<b>(B)</b>		
Secured loans	-	-
Unsecured Loans	2,12,052.70	1,01,213.11
<b>Total (B) - Gross</b>	<b>2,12,052.70</b>	<b>1,01,213.11</b>
Less : Impairment loss allowance	(5,158.64)	(2,867.11)
<b>Total (B) - Net</b>	<b>2,06,894.06</b>	<b>98,346.00</b>

<b>(C) Loans in India</b>		
i) Public Sector	-	-
ii) Others	2,12,052.70	1,01,213.11
<b>Total (C) Gross</b>	<b>2,12,052.70</b>	<b>1,01,213.11</b>
Less: Impairment Loss Allowance	(5,158.64)	(2,867.11)
<b>Total (C) Net</b>	<b>2,06,894.06</b>	<b>98,346.00</b>
<b>Total Loans (Net)</b>	<b>22,66,492.77</b>	<b>22,90,627.47</b>

The Group undertakes co-lending arrangements with banks for Gold loans. A total disbursement of INR 4,91,842.74 (31st March, 2021 - INR 65,341.58) was undertaken during the year under the Co-lending mechanism. As at 31st March, 2022, the total managed assets under the Co-lending mechanism amounted to INR 1,36,210.74 (INR 60,696.85 as at 31st March, 2021).

<This section has been intentionally left blank>

**Muthoot FinCorp Limited**  
**Notes to the Consolidated Financial Statements for the year ended 31st March 2022**  
(Amount in INR Lakhs, except share data and unless otherwise stated)

Note 8 continued

**Disclosures on Credit quality and analysis of ECL allowance of the company and its subsidiaries**

**Muthoot FinCorp Limited**

The table below shows the credit quality and the maximum exposure to credit risk based on the Company's internal credit rating system and year-end stage classification. The amounts presented are gross of impairment allowances. Details of the Company's internal grading system are explained in Note 43 and policies on whether ECL allowances are calculated on an individual or collective basis are set out in Note 43

Particulars	As at 31st March 2022				As at 31st March 2021			
	Stage 1	Stage 2	Stage 3	Total	Stage 1	Stage 2	Stage 3	Total
<b>Internal rating grade</b>								
<b>Performing</b>								
High grade	14,64,411.42	-	-	14,64,411.42	14,53,498.37	-	-	14,53,498.37
Standard grade	1,00,780.13	-	-	1,00,780.13	1,83,709.62	-	-	1,83,709.62
Sub-standard grade	-	69,190.90	-	69,190.90	-	1,70,138.15	-	1,70,138.15
Past due but not impaired	-	47,971.74	-	47,971.74	-	25,633.41	-	25,633.41
<b>Non-performing</b>								
Individually impaired	-	-	49,959.29	49,959.29	-	-	35,958.45	35,958.45
<b>Total</b>	<b>15,65,191.55</b>	<b>1,17,162.63</b>	<b>49,959.29</b>	<b>17,32,313.47</b>	<b>16,37,207.99</b>	<b>1,95,771.56</b>	<b>35,958.45</b>	<b>18,68,937.99</b>

An analysis of changes in the gross carrying amount in relation to receivables under financing activities is, as follows:

Particulars	As at 31st March 2022				As at 31st March 2021			
	Stage 1	Stage 2	Stage 3	Total	Stage 1	Stage 2	Stage 3	Total
<b>Gross carrying amount opening balance</b>	16,37,207.99	1,95,771.56	35,958.45	18,68,937.99	13,67,509.82	20,242.61	26,260.47	14,14,012.90
New assets originated or purchased	40,89,066.60	-	-	40,89,066.60	38,34,347.65	-	-	38,34,347.65
Assets derecognised or repaid (excluding write offs)	(30,54,553.21)	(6,72,673.57)	(4,98,464.33)	(42,25,691.12)	(29,26,077.61)	(3,33,204.23)	(1,16,527.82)	(33,75,809.65)
Assets written off during the period	-	-	-	-	-	-	(3,612.90)	(3,612.90)
Transfers to Stage 1	-	-	-	-	-	-	-	-
Transfers to Stage 2	(6,99,565.86)	6,99,565.86	-	-	(5,09,699.88)	5,09,699.88	-	-
Transfers to Stage 3	(4,06,963.97)	(1,05,501.21)	5,12,465.17	-	(1,28,871.99)	(966.71)	1,29,838.69	-
<b>Gross carrying amount closing balance</b>	<b>15,65,191.55</b>	<b>1,17,162.63</b>	<b>49,959.29</b>	<b>17,32,313.47</b>	<b>16,37,207.99</b>	<b>1,95,771.56</b>	<b>35,958.45</b>	<b>18,68,937.99</b>

Reconciliation of ECL balance is given below:

Particulars	As at 31st March 2022				As at 31st March 2021			
	Stage 1	Stage 2	Stage 3	Total	Stage 1	Stage 2	Stage 3	Total
ECL allowance - opening balance	5,921.14	697.92	17,020.78	23,639.85	4,385.50	134.16	17,691.18	22,210.84
New assets originated or purchased	18,778.31	-	-	18,778.31	13,867.08	-	-	13,867.08
Assets derecognised or repaid (excluding write offs)	(12,430.05)	(4,100.09)	(2,27,807.41)	(2,44,337.55)	(10,022.02)	(1,249.86)	(58,516.11)	(69,787.99)
Assets written off during the period	-	-	-	-	-	-	(3,612.90)	(3,612.90)
Transfers to Stage 1	-	-	-	-	-	-	-	-
Transfers to Stage 2	(3,212.63)	3,212.63	-	-	(1,843.35)	1,843.35	-	-
Transfers to Stage 3	(1,868.91)	(752.63)	2,621.54	-	(466.07)	(3.45)	469.52	-
Impact on year end ECLs of exposures transferred between stages during the year	-	1,777.99	2,30,933.98	2,32,711.97	-	(26.28)	60,989.10	60,962.82
<b>ECL allowance - closing balance</b>	<b>7,187.86</b>	<b>835.83</b>	<b>22,768.90</b>	<b>30,792.59</b>	<b>5,921.14</b>	<b>697.92</b>	<b>17,020.78</b>	<b>23,639.85</b>

Note 8 continued

**Muthoot Microfin Limited**

The table below shows the credit quality and the maximum exposure to credit risk based on the Company's internal credit rating system and year-end stage classification. The amounts presented are gross of impairment allowances. Details of the Company's internal grading system are explained in Note 43 and policies on whether ECL allowances are calculated on an individual or collective basis are set out in Note 43

Particulars	As at 31st March 2022				As at 31st March 2021			
	Stage 1	Stage 2	Stage 3	Total	Stage 1	Stage 2	Stage 3	Total
<b>Internal rating grade</b>								
<b>Performing</b>								
High grade	-	-	-	-	-	-	-	-
Standard grade	4,06,650.15	26,422.34	-	4,33,072.49	3,08,901.72	15,665.15	-	3,24,566.88
Sub-standard grade	-	-	28,900.12	28,900.12	-	-	25,890.90	25,890.90
Past due but not impaired	-	-	-	-	-	-	-	-
<b>Non-performing</b>								
Individually impaired	-	-	-	-	-	-	-	-
<b>Total</b>	<b>4,06,650.15</b>	<b>26,422.34</b>	<b>28,900.12</b>	<b>4,61,972.61</b>	<b>3,08,901.72</b>	<b>15,665.15</b>	<b>25,890.90</b>	<b>3,50,457.78</b>

An analysis of changes in the gross carrying amount in relation to receivables under financing activities is, as follows:

Particulars	As at 31st March 2022				As at 31st March 2021			
	Stage 1	Stage 2	Stage 3	Total	Stage 1	Stage 2	Stage 3	Total
<b>Gross carrying amount opening balance</b>	3,08,901.72	15,665.15	25,890.90	3,50,457.78	2,51,339.45	3,134.70	20,790.40	2,75,264.55
New assets originated or purchased	4,57,962.95	2,380.36	544.48	4,60,887.78	2,64,156.66	688.93	119.93	2,64,965.52
Assets derecognised or repaid (excluding write offs)	(3,33,089.67)	(6,684.94)	(6,711.75)	(3,46,486.37)	(1,73,186.99)	(635.48)	(2,942.11)	(1,76,764.57)
Transfers to Stage 1	4,660.61	(4,615.10)	(45.51)	-	67.83	(66.93)	(0.90)	-
Transfers to Stage 2	(25,669.64)	25,708.37	(38.73)	-	(15,470.27)	15,475.76	(5.48)	-
Transfers to Stage 3	(10,607.15)	(6,031.50)	16,638.65	-	(14,828.16)	(2,931.83)	17,759.99	-
Impact of exposures transferred between stages during the year	-	-	0.04	0.04				
Amounts written off	-	-	(7,377.95)	(7,377.95)	-	-	(9,830.92)	(9,830.92)
Change in fair value of loan assets	4,491.33	-	-	4,491.33	(3,176.80)	-	-	(3,176.80)
<b>Gross carrying amount closing balance</b>	<b>4,06,650.15</b>	<b>26,422.34</b>	<b>28,900.12</b>	<b>4,61,972.61</b>	<b>3,08,901.72</b>	<b>15,665.15</b>	<b>25,890.90</b>	<b>3,50,457.78</b>

Reconciliation of ECL balance is given below:

Particulars	As at 31st March 2022				As at 31st March 2021			
	Stage 1	Stage 2	Stage 3	Total	Stage 1	Stage 2	Stage 3	Total
ECL allowance - opening balance*	5,513.91	312.74	15,085.44	20,912.10	5,760.31	71.20	7,379.20	13,210.71
New assets originated or purchased	4,527.37	31.04	166.55	4,724.97	3,736.45	16.03	15.10	3,767.59
Assets derecognised or repaid (excluding write offs)	(2,061.72)	(0.11)	(1,323.44)	(3,385.27)	(2,312.65)	(76.31)	(284.17)	(2,673.12)
Transfers to Stage 1	88.66	(77.79)	(10.87)	-	2.85	(2.26)	(0.60)	-
Transfers to Stage 2	(469.11)	477.07	(7.97)	-	(348.91)	353.22	(4.31)	-
Transfers to Stage 3	(179.34)	(156.40)	335.74	-	(336.93)	(51.65)	388.58	-
Impact on year end ECLs of exposures transferred between stages during the year	(53.65)	(205.39)	4,015.37	3,756.33	(1.84)	3.46	6,376.99	6,378.61
Changes to models and inputs using ECL calculation <sup>1</sup>	(1,556.72)	9.63	992.98	(554.12)	(985.37)	(0.96)	851.14	(135.19)
Amounts written off	-	-	(3,509.45)	(3,509.45)	-	-	(3,364.80)	(3,364.80)
Additional credit loss provision made by management	-	-	132.86	132.86	-	-	3,728.30	3,728.30
<b>ECL allowance - closing balance</b>	<b>5,809.40</b>	<b>390.80</b>	<b>15,877.23</b>	<b>22,077.42</b>	<b>5,513.91</b>	<b>312.74</b>	<b>15,085.44</b>	<b>20,912.10</b>

\* Excludes Additional credit loss provision made by management

Note 8 continued

**Muthoot Housing Finance Company Limited**

The table below shows the credit quality and the maximum exposure to credit risk based on the Company's internal credit rating system and year-end stage classification. The amounts presented are gross of impairment allowances. Details of the Company's internal grading system are explained in Note 43 and policies on whether ECL allowances are calculated on an individual or collective basis are set out in Note 43

Particulars	As at 31st March 2022				As at 31st March 2021			
	Stage 1	Stage 2	Stage 3	Total	Stage 1	Stage 2	Stage 3	Total
<b>Internal rating grade</b>								
<b>Performing</b>								
High grade	1,04,399.79	-	-	<b>1,04,399.79</b>	99,922.23	-	-	<b>99,922.23</b>
Standard grade	7,091.43	-	-	<b>7,091.43</b>	6,768.68	-	-	<b>6,768.68</b>
Sub-standard grade	-	4,998.08	-	<b>4,998.08</b>	-	3,226.30	-	<b>3,226.30</b>
Past due but not impaired	-	5,500.03	-	<b>5,500.03</b>	-	3,564.68	-	<b>3,564.68</b>
<b>Non-performing</b>								
Individually impaired	-	-	5,758.16	<b>5,758.16</b>	-	-	4,660.43	<b>4,660.43</b>
<b>Total</b>	<b>1,11,491.22</b>	<b>10,498.11</b>	<b>5,758.16</b>	<b>1,27,747.49</b>	<b>1,06,690.91</b>	<b>6,790.98</b>	<b>4,660.43</b>	<b>1,18,142.31</b>

An analysis of changes in the gross carrying amount in relation to receivables under financing activities is, as follows:

Particulars	As at 31st March 2022				As at 31st March 2021			
	Stage 1	Stage 2	Stage 3	Total	Stage 1	Stage 2	Stage 3	Total
<b>Gross carrying amount opening balance</b>	1,08,232.40	6,667.40	4,113.34	<b>1,19,013.13</b>	96,780.44	9,080.57	2,991.04	<b>1,08,852.05</b>
New assets originated or purchased	27,475.82	5.35	-	<b>27,481.17</b>	20,870.53	-	-	<b>20,870.53</b>
Assets derecognised or repaid (excluding write offs)	(14,841.19)	(1,445.96)	-	<b>(16,287.15)</b>	(9,091.16)	(582.37)	(1,035.91)	<b>(10,709.44)</b>
Transfers to Stage 1	(5,062.02)	6,770.44	(1,708.42)	-	(327.40)	327.40	-	-
Transfers to Stage 2	(6,770.44)	5,805.88	964.56	-	(327.40)	(1,830.80)	2,158.21	-
Transfers to Stage 3	(964.56)	(1,699.18)	2,663.74	-	-	(2,158.21)	2,158.21	-
Impact of exposures transferred between stages during the year	5,062.02	(5,805.88)	(964.57)	<b>(1,708.43)</b>	327.40	1,830.80	(2,158.21)	-
<b>Gross carrying amount closing balance</b>	<b>1,13,132.03</b>	<b>10,298.05</b>	<b>5,068.65</b>	<b>1,28,498.73</b>	<b>1,08,232.40</b>	<b>6,667.40</b>	<b>4,113.34</b>	<b>1,19,013.13</b>

Reconciliation of ECL balance is given below:

Particulars	As at 31st March 2022				As at 31st March 2021			
	Stage 1	Stage 2	Stage 3	Total	Stage 1	Stage 2	Stage 3	Total
ECL allowance - opening balance	372.91	304.69	1,681.06	<b>2,358.67</b>	327.13	410.41	1,180.75	<b>1,918.29</b>
New assets originated or purchased	31.98	234.28	764.65	<b>1,030.91</b>	(123.91)	147.57	931.64	<b>955.29</b>
Assets derecognised or repaid (excluding write offs)	(37.51)	(38.95)	(640.69)	<b>(717.16)</b>	(27.46)	(29.07)	(458.38)	<b>(514.91)</b>
Transfers to Stage 1	43.75	(9.74)	(34.01)	-	197.15	(197.15)	-	-
Transfers to Stage 2	9.74	(59.08)	49.34	-	197.15	(224.21)	27.06	-
Transfers to Stage 3	34.01	(49.34)	15.34	-	-	(27.06)	27.06	-
Impact on year end ECLs of exposures transferred between stages during the year	(43.75)	59.08	(15.34)	-	(197.15)	224.21	(27.06)	-
<b>ECL allowance - closing balance</b>	<b>411.12</b>	<b>440.95</b>	<b>1,820.36</b>	<b>2,672.42</b>	<b>372.91</b>	<b>304.69</b>	<b>1,681.06</b>	<b>2,358.67</b>

<This section has been intentionally left blank>



*Note 8 continued*

**Transferred financial assets that are derecognised in their entirety but where the Group has continuing involvement**

The Group has sold some loans and advances as a source of finance. As per terms of the deal, risk and reward has been transferred to the customer. Hence, as per the derecognition criteria of IND AS 109, including transfer of substantially all risks and rewards relating to assets being transferred to the buyer being met, the assets have been derecognised. The table below summarises the carrying amount of the derecognised financial assets.

Under previous GAAP, retained interest receivable on loan assignment transactions were recognised over the period of such assigned loans. Under Ind AS, the gain arising on said transactions are recorded upfront by discounting the future cash flows accruing in the form of differential interest on such assigned loan to their present values.

Particulars	As at 31st March 2022	As at 31st March 2021
Carrying amount of derecognised financial assets	1,67,158.19	1,50,664.53
Gain/(loss) from derecognition	11,345.46	18,825.54

**Transferred financial assets that are not derecognised in their entirety**

The Group uses securitisations as a source of finance and a means of risk transfer. The Group securitised its microfinance loans to different entities. These entities are not related to the Group. Also, the Group neither holds any equity or other interest nor controls them.

As per the terms of the agreement, the Group is exposed to first loss amounting to 7.25% - 12% (7.25% - 10% as at March 31, 2021) of the amount securitised and therefore continues to be exposed to significant risk and rewards relating to the underlying gold and microfinance loans. These receivables are not derecognised and proceeds received are recorded as a financial liability under borrowings.

The table below outlines the carrying amounts and fair values of all financial assets transferred that are not derecognised in their entirety and associated liabilities.

Particulars	As at 31st March 2022	As at 31st March 2021
Carrying amount of assets re - recognised due to non transfer of assets	38,497.06	41,003.50
Carrying amount of associated liabilities	41,304.17	44,701.20

The carrying amount of above assets and liabilities is a reasonable approximation of fair value.

<This section has been intentionally left blank>

**Muthoot FinCorp Limited**

**Notes to the Consolidated Financial Statements for the year ended 31st March 2022**

(Amount in INR Lakhs, except share data and unless otherwise stated)

**9 Investments**

Particulars	As at 31st March 2022	As at 31st March 2021
<b>(i) At Amortized Cost / At Cost</b>		
<b>Debt securities (At Amortized Cost)</b>		
<b>Bonds</b>		
St. Gregorious Medical Mission Bonds	-	300.00
<b>Unlisted Debentures</b>		
Investment Richa Lifespace Private Limited	612.50	612.50
Investment Diyug Construction Private Limited	282.85	282.85
Investment Richa Realtors Private Limited	1,300.00	1,300.00
<b>Sub-total for investments at amortised cost / cost</b>	<b>2,195.35</b>	<b>2,495.35</b>
<b>(ii) At Fair Value through Profit or Loss</b>		
<b>Others - Quoted</b>		
Investment in JM Financial India Fund II	156.37	106.90
Investments in Mutual Fund	4,076.39	290.02
<b>Others - Unquoted</b>		
Investment in Strugence Debt Fund	997.48	1,000.00
Investment in BPEA India Credit - Trust II	514.24	1,000.00
<b>Sub-total for investments at fair value through Profit or loss</b>	<b>5,744.48</b>	<b>2,396.91</b>
<b>(iii) At Fair Value through Other Comprehensive Income</b>		
<b>Equity instruments</b>		
<b>Others-Quoted</b>		
Investment in Equity Shares (DP account with Motilal Oswal)	1,646.32	1,038.94
Investment in PMS - Motilal Oswal	465.24	631.11
<b>Others-Unquoted</b>		
Investment in Muthoot Pappachan Chits Private Limited	15.14	6.52
Investment in Avenues India Private Limited	477.67	477.48
Investment in Fair Asset Technologies (P) Limited	719.85	703.59
Investment in The Thinking Machine Media Private Limited	18.00	18.00
Investment in Speckle Internet Solutions Private Limited	198.10	-
<b>Sub-total for investments at fair value through other comprehensive income</b>	<b>3,540.32</b>	<b>2,875.64</b>
<b>Total Gross (A)</b>	<b>11,480.15</b>	<b>7,767.90</b>
i) Investments outside India	-	-
ii) Investments in India	11,480.15	7,767.90
<b>Total Gross (B)</b>	<b>11,480.15</b>	<b>7,767.90</b>
Less : Allowance for impairment loss ( C )	(1,207.44)	(1,207.44)
<b>Total - Net D = (A) - (C )</b>	<b>10,272.71</b>	<b>6,560.46</b>

Debt Instruments measured at Amortised Cost

Credit Quality of Assets

Particulars	31/03/2022				31/03/2021			
	Stage 1	Stage 2	Stage 3	Total	Stage 1	Stage 2	Stage 3	Total
<b>Internal rating grade</b>								
<b>Performing</b>								
High grade	-	-	-	-	300.00	-	-	300.00
Standard grade	-	-	-	-	-	-	-	-
Sub-standard grade	-	-	-	-	-	-	-	-
Past due but not impaired	-	-	-	-	-	-	-	-
<b>Non- performing</b>								
Individually impaired	-	-	2,195.35	2,195.35	-	-	2,195.35	2,195.35
<b>Total</b>	-	-	<b>2,195.35</b>	<b>2,195.35</b>	<b>300.00</b>	-	<b>2,195.35</b>	<b>2,495.35</b>

An analysis of changes in the gross carrying amount in relation to Debt Instruments measured at Amortised Cost is, as follows

Particulars	31/03/2022				31/03/2021			
	Stage 1	Stage 2	Stage 3	Total	Stage 1	Stage 2	Stage 3	Total
<b>Gross carrying amount opening balance</b>	300.00	-	2,195.35	2,495.35	300.00	-	2,195.35	2,495.35
New assets originated or purchased	-	-	-	-	-	-	-	-
Assets derecognised or repaid (excluding write offs)	(300.00)	-	-	(300.00)	-	-	-	-
Assets written off during the period	-	-	-	-	-	-	-	-
Transfers to Stage 1	-	-	-	-	-	-	-	-
Transfers to Stage 2	-	-	-	-	-	-	-	-
Transfers to Stage 3	-	-	-	-	-	-	-	-
<b>Gross carrying amount closing balance</b>	-	-	<b>2,195.35</b>	<b>2,195.35</b>	<b>300.00</b>	-	<b>2,195.35</b>	<b>2,495.35</b>

Reconciliation of ECL balance is given below:

Particulars	2021-22				2020-21			
	Stage 1	Stage 2	Stage 3	Total	Stage 1	Stage 2	Stage 3	Total
ECL allowance - opening balance	-	-	1,207.44	1,207.44	-	-	1,207.44	1,207.44
New assets originated or purchased	-	-	-	-	-	-	-	-
Assets derecognised or repaid (excluding write offs)	-	-	-	-	-	-	-	-
Assets written off during the period	-	-	-	-	-	-	-	-
Transfers to Stage 1	-	-	-	-	-	-	-	-
Transfers to Stage 2	-	-	-	-	-	-	-	-
Transfers to Stage 3	-	-	-	-	-	-	-	-
<b>ECL allowance - closing balance</b>	-	-	<b>1,207.44</b>	<b>1,207.44</b>	-	-	<b>1,207.44</b>	<b>1,207.44</b>

<This section has been intentionally left blank>

**10 Other financial assets**

Particulars	As at 31st March 2022	As at 31st March 2021
Security deposits	7,059.87	7,098.51
Interest accrued on fixed deposits with banks	345.94	37.68
Advance for financial assets	2,209.63	5,209.63
Deposits	169.00	128.28
Deposit with original maturity for more than twelve months	1,084.26	5,152.27
Receivables from auction proceeds	-	11.03
EIS receivable (net)	815.25	1,144.38
Other financial assets	2,581.18	2,215.47
<b>Total</b>	<b>14,265.13</b>	<b>20,997.25</b>

**11 Investment property**

Particulars	As at 31st March 2022	As at 31st March 2021
<b>Inventory – Projects</b>		
<b>Opening Balance</b>	30,236.55	30,096.71
Transferred from / (to) property, plant and equipment	-	-
Acquisitions	-	139.83
<b>Closing balance</b>	<b>30,236.55</b>	<b>30,236.55</b>
<b>Depreciation and Impairment</b>		
<b>Opening balance</b>	-	-
Charge for the year	-	-
<b>Closing Balance</b>	<b>-</b>	<b>-</b>
<b>Net Block</b>	<b>30,236.55</b>	<b>30,236.55</b>

11.1. Investment Property includes lien marked properties of INR 9,460.56 as at 31st March, 2022 (March 31, 2021 - INR 13,577.41)

11.2. Fair Value of Investment Property as at March 31, 2022 - INR 31,593.16 (March 31, 2021 - INR 31,089.98)

11.3. Investment Property does not contain any immovable property which is not held in the name of the company

<This section has been intentionally left blank>

**Muthoot FinCorp Limited**
**Notes to the Consolidated Financial Statements for the year ended 31st March 2022**
*(Amount in INR Lakhs, except share data and unless otherwise stated)*
**12 Property, plant and equipment**

Particulars	Buildings	Computer	Furniture & Fixtures	Land	Plant & Equipment	Vehicles	Windmill	Office Equipment	Electrical Equipments	Leasehold Improvements	Equipment - Finance Lease	Total
<b>As at 31st March 2020</b>	<b>5,850.61</b>	<b>5,044.49</b>	<b>24,350.43</b>	<b>12,555.55</b>	<b>12,816.46</b>	<b>233.45</b>	<b>7,449.78</b>	<b>1,656.84</b>	<b>173.18</b>	<b>143.23</b>	<b>(0.00)</b>	<b>70,274.00</b>
Addition during the year	-	515.74	1,470.77	-	1,208.85	69.07	-	695.47	4.58	10.84	-	3,975.32
Disposals	-	(12.78)	(0.77)	-	-	-	-	(22.23)	(5.32)	-	-	(41.11)
<b>As at 31st March 2021</b>	<b>5,850.61</b>	<b>5,547.45</b>	<b>25,820.43</b>	<b>12,555.55</b>	<b>14,025.31</b>	<b>302.52</b>	<b>7,449.78</b>	<b>2,330.08</b>	<b>172.43</b>	<b>154.07</b>	<b>(0.00)</b>	<b>74,208.21</b>
Addition during the year	-	823.43	1,856.72	-	1,087.81	13.06	-	599.63	18.68	31.96	-	4,431.29
Disposals	-	(8.30)	(0.63)	-	-	-	-	(24.12)	(6.23)	(5.66)	-	(44.94)
<b>As at 31st March 2022</b>	<b>5,850.61</b>	<b>6,362.58</b>	<b>27,676.51</b>	<b>12,555.55</b>	<b>15,113.12</b>	<b>315.58</b>	<b>7,449.78</b>	<b>2,905.59</b>	<b>184.87</b>	<b>180.37</b>	<b>(0.00)</b>	<b>78,594.56</b>
<b>Accumulated Depreciation:</b>												
<b>As at 31st March 2020</b>	<b>297.00</b>	<b>2,912.35</b>	<b>11,127.76</b>	<b>-</b>	<b>4,504.79</b>	<b>178.69</b>	<b>1,536.63</b>	<b>304.27</b>	<b>57.24</b>	<b>42.43</b>	<b>(0.00)</b>	<b>20,961.16</b>
Addition during the year	98.91	1,186.65	3,287.70	-	2,196.38	28.12	511.74	375.79	22.09	28.35	-	7,735.73
Disposals	-	(9.09)	(0.46)	-	-	-	-	(20.15)	(2.42)	-	-	(32.12)
<b>As at 31st March 2021</b>	<b>395.92</b>	<b>4,089.91</b>	<b>14,415.00</b>	<b>-</b>	<b>6,701.17</b>	<b>206.81</b>	<b>2,048.37</b>	<b>659.91</b>	<b>76.91</b>	<b>70.78</b>	<b>(0.00)</b>	<b>28,664.77</b>
Addition during the year	66.19	1,250.05	755.28	-	3,400.21	17.55	511.74	529.71	15.65	28.46	-	6,574.84
Disposals	-	(7.69)	(0.38)	-	-	-	-	(21.06)	(3.34)	(5.38)	-	(37.84)
<b>As at 31st March 2022</b>	<b>462.11</b>	<b>5,332.27</b>	<b>15,169.90</b>	<b>-</b>	<b>10,101.38</b>	<b>224.36</b>	<b>2,560.11</b>	<b>1,168.55</b>	<b>89.21</b>	<b>93.87</b>	<b>(0.00)</b>	<b>35,201.77</b>
<b>Net book value:</b>												
<b>As at 31st March 2021</b>	<b>5,454.69</b>	<b>1,457.53</b>	<b>11,405.43</b>	<b>12,555.55</b>	<b>7,324.14</b>	<b>95.72</b>	<b>5,401.41</b>	<b>1,670.17</b>	<b>95.52</b>	<b>83.29</b>	<b>(0.00)</b>	<b>45,543.44</b>
<b>As at 31st March 2022</b>	<b>5,388.50</b>	<b>1,030.31</b>	<b>12,506.61</b>	<b>12,555.55</b>	<b>5,011.73</b>	<b>91.22</b>	<b>4,889.67</b>	<b>1,737.04</b>	<b>95.66</b>	<b>86.50</b>	<b>(0.00)</b>	<b>43,392.79</b>

**13 Intangible assets under development and other intangible assets**

Particulars	Intangible assets under development	Computer Software
<b>As at 31st March 2020</b>	<b>87.44</b>	<b>2,992.94</b>
Addition during the year	29.96	850.25
Capitalised during the year	-	-
Disposals	(2.95)	-
<b>As at 31st March 2021</b>	<b>114.45</b>	<b>3,843.18</b>
Addition during the year	-	698.80
Capitalised during the year	(114.45)	-
Disposals	-	-
<b>As at 31st March 2022</b>	<b>-</b>	<b>4,541.98</b>
<b>Accumulated Depreciation:</b>		
<b>As at 31st March 2020</b>	<b>-</b>	<b>1,370.40</b>
Charged for the year	-	581.05
Disposals	-	-
<b>As at 31st March 2021</b>	<b>-</b>	<b>1,951.45</b>
Charged for the year	-	637.49
Disposals	-	-
<b>As at 31st March 2022</b>	<b>-</b>	<b>2,588.95</b>
<b>Net book value:</b>		
<b>As at 31st March 2021</b>	<b>114.45</b>	<b>1,891.73</b>
<b>As at 31st March 2022</b>	<b>-</b>	<b>1,953.04</b>

**Muthoot FinCorp Limited**

**Notes to the Consolidated Financial Statements for the year ended 31st March 2022**

(Amount in INR Lakhs, except share data and unless otherwise stated)

**14 Right-of-use assets**

Particulars	As at 31st March 2022	As at 31st March 2021
Depreciation charge for Right-of-use assets		
<i>Leasehold Property</i>	16,337.44	16,221.73
<i>Equipments</i>	34.17	399.42
<i>Vehicles</i>	-	19.32
Interest expense on lease liabilities	6,901.55	5,311.40
Income from subleasing right-of-use assets	158.79	172.13
Total cash outflow for leases	19,575.16	18,139.06
Carrying amount of right-of-use assets		
<i>Leasehold Property</i>	66,254.37	50,798.32
<i>Equipments</i>	4.21	38.38
<i>Vehicles</i>	-	-
Lease Liability		
<i>Leasehold Property</i>	74,228.21	55,954.77
<i>Equipments</i>	4.90	43.78
<i>Vehicles</i>	-	-

15.1. The expense relating to payments not included in the measurement of the lease liability is as follows:

Particulars	As at 31st March 2022	As at 31st March 2021
Short-term leases	23.38	91.16
Leases of low value assets	-	-
Variable lease payments	-	-

15.2. Carrying value of right-of-use assets at the end of the reporting period:

Particulars	As at 31st March 2022	As at 31st March 2021
Balance as at the beginning	50,836.70	52,721.97
Additions	32,133.64	14,914.12
Deletions	(261.74)	(142.23)
Depreciation charge for the year	(16,371.61)	(16,640.47)
Other Adjustment	(78.43)	(16.68)
Balance at the end	66,258.57	50,836.70

15.3. Movement in lease liabilities:

Particulars	As at 31st March 2022	As at 31st March 2021
Balance as at the beginning	55,998.55	54,580.21
Additions	31,309.79	14,415.74
Interest on lease liabilities	6,901.55	5,311.40
Payment of lease liabilities	(19,575.17)	(18,139.06)
Other Adjustment	(401.63)	(169.74)
Balance at the end	74,233.11	55,998.55

15.4. Maturity analysis of lease liabilities

Particulars	As at 31st March 2022	As at 31st March 2021
Less than one year	15,955.68	16,686.17
One to five years	54,630.83	39,000.71
More than five years	41,210.26	26,893.12
Total undiscounted lease liabilities as at March 31, 2022 / March 31, 2021	1,11,796.77	82,580.00

15 Other non financial assets

Particulars	As at 31st March 2022	As at 31st March 2021
Prepaid expenses	934.98	848.41
Advance to Creditors	632.78	2,996.79
Advance for Property (refer note a)	23,790.54	23,790.54
Pre-Deposit Fee	619.45	503.45
GST / Service Tax Receivables	1,041.51	1,139.03
Other Receivable	2,553.71	2,582.60
Assets held for sale (refer note b)	1,452.46	911.56
Advance recoverable in cash or kind	-	-
Capital advances	92.25	16.88
<b>Total</b>	<b>31,117.68</b>	<b>32,789.27</b>

(a) Advance for Property as on March 31, 2022 consists of - INR 1,722.40 (P.Y. INR 1,722.40), INR 1,487.26 (P.Y. INR 1,487.26) and INR 20,580.88 (P.Y. INR 20,580.88) advanced by the Company to its Directors and their relatives, M/s. MPG Hotels & Infrastructure Ventures Private Limited (a Company in which the Directors are interested) and M/s. Muthoot Estate Investments (a firm in which the Directors of the Company are partners) respectively for purchase of immovable property by the Company from them.

(b) Assets held for sale represents Assets acquired under satisfaction of debt by Muthoot Housing Finance Company Limited.

16 Payables

Particulars	As at 31st March 2022	As at 31st March 2021
<b>(I) Trade payables</b>		
Total outstanding dues of micro enterprises and small enterprises	6.41	2.47
Total outstanding dues of creditors other than micro enterprises and small enterprise	337.28	270.03
<b>(II) Other payables</b>		
Total outstanding dues of micro enterprises and small enterprises	79.03	45.85
Total outstanding dues of creditors other than micro enterprises and small enterprise	5,679.47	2,101.21
<b>Total</b>	<b>6,102.19</b>	<b>2,419.57</b>

Disclosure under Micro, Small, and Medium Enterprises Development Act, 2006 :

Particulars	As at 31st March 2022	As at 31st March 2021
Principal amount remaining unpaid during the year	85.44	48.32
Interest due thereon	-	-
Interest remaining accrued and unpaid at the end of the year	-	-
Total interest accrued and remained unpaid at year end	85.44	48.32

**(i) Ageing Schedule of Trade Payables (As on 31/03/2022)**

Particulars	Outstanding for following periods from due date of payment				
	Less than 1 year	1-2 years	2-3 years	More than 3 years	Total
(i) MSME	6.62	0.03	-	0.26	6.91
(ii) Others	316.86	5.96	-	13.96	336.77
(iii) Disputed Dues- MSME	-	-	-	-	-
(iv) Disputed Dues- Others	-	-	-	-	-
<b>Total</b>	<b>323.48</b>	<b>5.99</b>	<b>-</b>	<b>14.22</b>	<b>343.69</b>

**(ii) Ageing Schedule of Trade Payables (As on 31/03/2021)**

Particulars	Outstanding for following periods from due date of payment				
	Less than 1 year	1-2 years	2-3 years	More than 3 years	Total
(i) MSME	2.21	-	-	0.26	2.47
(ii) Others	157.41	13.87	26.09	72.68	270.04
(iii) Disputed Dues- MSME	-	-	-	-	-
(iv) Disputed Dues- Others	-	-	-	-	-
<b>Total</b>	<b>159.62</b>	<b>13.87</b>	<b>26.09</b>	<b>72.94</b>	<b>272.51</b>

**17 Debt Securities (At Amortised Cost)**

Particulars*	As at 31st March 2022	As at 31st March 2021
<b>Secured</b>		
Secured Non-Convertible Debentures	587.29	1,145.72
Secured Non-Convertible Debentures- Listed	2,98,706.31	3,67,491.10
Secured Non-Convertible Debentures - Covered Bonds - Listed	1,43,079.15	1,11,289.30
<b>Unsecured</b>		
Commercial Paper	4,968.27	2,904.97
<b>Total</b>	<b>4,47,341.02</b>	<b>4,82,831.10</b>
Debt securities in India	4,47,341.02	4,82,831.10
Debt securities outside India	-	-
<b>Total</b>	<b>4,47,341.02</b>	<b>4,82,831.10</b>

\*Includes issue expenses amortised as per Effective Interest Rate (EIR)

**Maturity Profile of Non-Convertible Debentures as on March 31st 2022:**

Particulars	Amount
FY 2022-23	1,60,567.71
FY 2023-24	1,80,603.84
FY 2024-25	51,182.48
FY 2025-26	31,981.86
FY 2026-27	12,889.76
FY 2027-28	2,783.06
FY 2029-30	9,728.70
Adjustments on account of effective rate of interest	(2,396.39)
<b>TOTAL</b>	<b>4,47,341.02</b>



Secured debentures are secured in either of the following ways by the respective Company issuing the instrument:

Nature of security	Outstanding as at March 31st 2022	Outstanding as at March 31st 2021
<b>Privately placed (Listed &amp; Unlisted)</b>		
Secured by subservient charge on all current assets (both present and future) and immovable property of the Company	88.00	148.00
Exclusive charge over book debts equivalent to 100% of the loan and interest amount	19,000.00	26,000.00
Exclusive charge over book debts equivalent to 110% of the loan and interest amount	44,540.00	4,000.00
Exclusive charge over book debts equivalent to 115% of the loan and interest amount	-	12,500.00
Hypothecation of Loan Receivables of the Company equivalent to 1.1 times of the amount outstanding	500.00	1,000.00
First Pari-passu charge on the present and future standard loan receivables equivalent to 1.10 times of the loan	10,000.00	1,30,000.00
First Pari-passu charge on the present and future standard loan receivables equivalent to 1.25 times of the loan and on immovable property of the Company	-	45,000.00
<b>Public Issue - Listed</b>		
Subservient charge with existing secured creditors on all loan receivables (both present and future) of the company in favour of Debenture Trustee, to be held on pari passu basis among the present and / or future NCD holders	1,83,294.62	1,04,816.85
Subservient charge with existing secured creditors on all loan receivables (both present and future) of the company and exclusive mortgage and first charge over certain immovable property of the Company	43,596.53	46,376.20
<b>Covered Bonds - Listed</b>		
First Pari-passu charge on the present and future current assets of the Company along with other lenders and NCD investors with a minimum asset coverage ratio of 1.10 times of the value of the outstanding principal amounts of the Debentures	20,000.00	-
Hypothecation over Cover Pool and C&P Account to be created upfront by the Trust in favour of Security Trustee. Cover of 1.15 times the outstanding NCDs to be maintained at all times Hypothecation over: (i) Contribution (ii) right, title and interest of the Borrower in the property belonging to the Trust, as a residual beneficiary; and (iii) in the event that the transfer of the assets from the Borrower to the Trust is reversed for any reason whatsoever, then all right, title and interest of the Borrower in the said assets (iv) Cash Collateral of 7% of Facility Amount (static) in the form of Fixed Deposits to be created upfront by the Company in favour of Debenture Trustee, to be created by the Borrower upfront and CHG 9 to be filed within 30 days from date of first disbursement by Borrower in favour of Security Trustee	3,750.00	-
First ranking exclusive and continuing charge on book debts which shall be maintained at 1.15 times the value of the aggregate principal amount outstanding on the Debentures including accrued Coupon thereon, Default Interest accrued thereon	37,500.00	47,210.00
First ranking exclusive and continuing charge on book debts which shall be maintained at 1.15 times the value of the aggregate principal amount outstanding on the Debentures including accrued Coupon thereon, Default Interest accrued thereon and first ranking pari passu charge by way of mortgage over certain immovable property of the Company	20,000.00	32,500.00
First ranking exclusive and continuing charge on book debts which shall be maintained at 1.20 times the value of the aggregate principal amount outstanding on the Debentures including accrued Coupon thereon, Default Interest accrued thereon	62,500.00	32,500.00

## 18 Borrowings (other than debt securities) - At Amortised Cost

Particulars	As at 31st March 2022	As at 31st March 2021
<b>(a) Term loans</b>		
(i) from banks	6,84,216.30	5,84,891.49
(ii) from other parties		
- financial institutions	1,27,844.80	94,172.97
- financial institutions (unsecured)	15,597.70	13,774.32
(iii) under securitisation arrangement	41,210.91	44,589.19
<b>(b) Loans repayable on demand</b>		
(i) from banks (OD & CC)	7,31,762.24	7,18,693.11
(ii) from other parties (unsecured)	460.09	400.09
<b>Total</b>	<b>16,01,092.04</b>	<b>14,56,521.18</b>
Borrowings in India	16,01,092.04	14,56,521.18
Borrowings outside India	-	-

## a) Security details :

Borrowings (other than debt securities) are secured in either of the following ways by the respective Company issuing the instrument:

Nature of the security	Outstanding as at March 31st 2022	Outstanding as at March 31st 2021
<b>From Banks and Financial Institutions</b>		
Hypothecation of Loan receivables, other current assets & specified fixed assets equivalent to security cover stipulated by respective banks (Guaranteed by promoter directors INR 416,554.50 (31st March 2021 : INR 383,176)	4,25,216.06	3,83,652.47
Hypothecation of Loan Receivables equivalent to security cover stipulated by respective banks (Guaranteed by promoter directors)	96,368.32	83,697.07
Hypothecation of all present and future current assets including Book Debts, Trade Receivables, Fixed Assets, Intangible assets and all other Receivables	631.77	1,026.33
Cash margin of 2.50%	-	999.65
Cash margin of 5%	-	1,248.75
Cash margin of 10%	7,328.11	17,125.05
Exclusive charge over book debts equivalent to 100% of loan amount and Cash margin of 10%	10,000.00	-
Exclusive charge over book debts equivalent to 105% of loan amount and Cash margin of 5%	24,100.37	31,711.53
Exclusive charge over book debts equivalent to 108% of loan amount and Cash margin of 8%	778.16	5,200.80
Exclusive charge over book debts equivalent to 108% of loan amount and Cash margin of 10%	1,039.57	5,116.70
Exclusive charge over book debts equivalent to 108.30% of loan amount and Cash margin of 10%	345.05	3,667.00
Exclusive charge over book debts equivalent to 108.68% of loan amount and Cash margin of 12%	2,959.67	-
Exclusive charge over book debts equivalent to 108.70% of loan amount and Cash margin of 12%	10,764.10	-
Exclusive charge over book debts equivalent to 110% of loan amount and Cash margin of 3%	-	5,440.22
Exclusive charge over book debts equivalent to 110% of loan amount and Cash margin of 5%	73,682.79	23,363.59
Exclusive charge over book debts equivalent to 110% of loan amount and Cash margin of 7.25%	5,361.62	22,963.20
Exclusive charge over book debts equivalent to 110% of loan amount and Cash margin of 8%	1,076.04	7,641.50
Exclusive charge over book debts equivalent to 111% of loan amount and Cash margin of 5%	-	9,991.60
Exclusive charge over book debts equivalent to 111.11% of loan amount and Cash margin of 10%	6,662.59	-
Exclusive charge over book debts equivalent to 111.12% of loan amount and Cash margin of 10%	8,665.76	-
Exclusive charge over book debts equivalent to 111.21% of loan amount and Cash margin of 10%	3,558.34	-
Exclusive charge over book debts equivalent to 112% of loan amount and Cash margin of 10%	5,100.00	17,000.00
Exclusive charge over book debts equivalent to 112.74% of loan amount	2,750.00	6,050.00

Nature of the security	Outstanding as at March 31st 2022	Outstanding as at March 31st 2021
Exclusive charge over book debts equivalent to 113% of loan amount and Cash margin of 10%.	20,000.00	-
Exclusive charge over book debts equivalent to 115% of loan amount and Cash margin of 5%.	3,494.14	9,460.10
Exclusive charge over book debts equivalent to 117% of loan amount and Cash margin of 5%	2,332.36	3,482.72
Exclusive charge over book debts equivalent to 133% of loan amount and Cash margin of 5%	13,250.66	19,811.97
Exclusive charge over book debts equivalent to 100% of loan amount	30,612.37	7,907.52
Exclusive charge over book debts equivalent to 105% of loan amount	22,961.21	2,871.34
Exclusive charge over book debts equivalent to 110% of loan amount	64,316.27	43,983.31
Exclusive charge over book debts equivalent to 115% of loan amount	1,767.08	-
<b>Finance lease obligations</b>		
Hypothecation of motor car	-	0.31
<b>From other parties</b>		
Hypothecation of Loan Receivables of the Company equivalent to security cover stipulated by respective lender	8,149.58	10,241.02
<b>Loans repayable on demand</b>		
Hypothecation of Loan Receivables equivalent to security cover stipulated by respective banks (Guaranteed by promoter directors)	7,28,350.96	7,15,184.37

**b) Terms of repayment**

**Secured loans from Banks**

Name of Party	Outstanding as at March 31st 2022	Outstanding as at March 31st 2021	Terms of Repayment
<b>Term Loan from Banks</b>			
State Bank of India Car Loan	6.51	12.07	Repayable in 16 monthly instalments on diminishing value method
State Bank of India Car Loan	4.20	6.12	Repayable in 24 monthly instalments on diminishing value method
Allahabad Bank	0.00	10,067.89	Repayable in 3 quarterly instalments of INR 3,333.00 each from May 2021
Axis Bank	-	20,146.08	Repayable in 4 quarterly instalments of INR 5,000.00 each from June 2021
Axis Bank	17,500.00	-	Repayable in 7 quarterly instalments of INR 2,500.00 each from July 2022
Bank of Baroda	2,000.00	6,000.00	Repayable in 2 quarterly instalments of INR 1,000.00 each from June 2022
Bank of Baroda	18,000.00	30,000.00	Repayable in 6 quarterly instalments of INR 3,000.00 each from April 2022
Bank of India	12,000.00	24,000.00	Repayable in 4 quarterly instalments of INR 3,000.00 each from June 2022
Bank of Maharashtra	-	3,781.85	Repayable by April 15, 2021
Bank of Maharashtra	10,580.28	-	Repayable in 7 quarterly instalments of INR 1,500.00 each from June 2022
Canara Bank	25,908.00	43,180.00	Repayable in 6 quarterly instalments of INR 4,318.00 each from June 2022
Canara Bank	30,000.00	-	Repayable in 10 quarterly instalments of INR 3,000.00 each from June 2022
Central Bank of India	5,914.92	17,988.27	Repayable in 2 quarterly instalments of INR 3,000.00 each from May 2022
Central Bank of India	3,697.76	18,747.67	Repayable in June 2022
Central Bank of India	5,599.23	7,499.32	Repayable in 6 quarterly instalments of INR 937.5 each from May 2022
Central Bank of India	5,612.06	3,750.00	Repayable in 6 quarterly instalments of INR 937.50 each from May 2022
Central Bank of India	9,999.44	-	Repayable in 10 quarterly instalments of INR 1,000.00 each from June 2022
Central Bank of India	19,986.36	-	Repayable in 10 quarterly instalments of INR 2,000.00 each from June 2022

Name of Party	Outstanding as at March 31st 2022	Outstanding as at March 31st 2021	Terms of Repayment
DBS Bank	5,000.00	-	Repayable in 21 monthly instalments of INR 238.00 each from July 2022
DBS Bank	5,000.00	-	Repayable in 21 monthly instalments of INR 238.00 each from July 2022
Indian Bank	18,134.56	30,222.95	Repayable in 6 quarterly instalments of INR 3,000.00 each from June 2022
Indian Bank	24,349.30	-	Repayable in 29 monthly instalments of INR 833.00 each from April 2022
Indian Bank	10,002.26	-	Repayable in 15 quarterly instalments of INR 667.00 each from June 2022
Oriental Bank of Commerce	-	8,333.32	Repayable in 5 quarterly instalments of INR 1,666.67 each in April 21, June 21, September 21, December 21 & March 22
Oriental Bank of Commerce	3,309.56	9,999.98	Repayable in 2 quarterly instalments of INR 1,666.67 each in June 2022, September 2022
Punjab National Bank	30,000.00	-	Repayable in 11 quarterly instalments of INR 2727.00 each from September 2022
Punjab & Sind Bank	8,000.00	10,000.01	Repayable in 8 quarterly instalments of INR 1,000.00 each from June 2022
Punjab & Sind Bank	15,000.00	-	Repayable in 10 quarterly instalments of INR 1,500.00 each from May 2022
Punjab & Sind Bank	7,500.00	-	Repayable in 10 quarterly instalments of INR 750.00 each from September 2022
State Bank of India	-	19,999.85	Repayment in single bullet payment on June 30, 2021
State Bank of India	24,499.66	34,999.94	Repayable in 8 Quarterly Instalments; INR 3,500.00 by end of May 2022 and INR 3,000.00 each for the remaining quarterly instalments
State Bank of India	32,499.85	-	Repayable in 10 quarterly instalments of INR 3250.00 each from August 2022
Syndicate Bank	-	1,013.22	Repayable in June 2021
UCO Bank	5,617.37	8,117.37	Repayable in 9 quarterly instalments of INR 625.00 each from Jun 2022
UCO Bank	9,371.72	12,496.74	Repayable in 12 quarterly instalments of INR 781.25 each from May 2022
UCO Bank	8,740.60	13,745.87	Repayable in 7 quarterly instalments of INR 1,250.00 each from April 2022
UCO Bank	9,982.33	14,992.58	Repayable in 8 quarterly instalments of INR 1,250.00 each from May 2022
UCO Bank	13,124.73	-	Repayable in 14 quarterly instalments of INR 937.50 each from April 2022
UCO Bank	13,000.00	-	Repayable in 16 quarterly instalments of INR 812.50 each from June 2022
United Bank of India	3,308.46	16,666.63	Repayable in May 2022
Ujjivan Bank	2,600.00	6,500.00	Repayable in 2 quarterly instalments of INR 1,300.00 each from June 2022
Yes Bank	8,528.84	11,372.84	Repayable in 12 quarterly installments of INR 711.00 each
AU Small Finance Bank Limited	625.00	1,125.00	Repayable in 20 quarterly instalments after 1 month from the date of full disbursement
Axis Bank	1,235.29	1,500.00	Repayable in 17 quarterly instalments after 12 months from the date of first disbursement
Bank of Baroda	1,309.97	1,587.85	Repayable in 36 quarterly instalments after 12 months from the disbursement
Bank of India	4,997.42	-	Repayable in 36 quarterly instalments after 12 months from the date of first disbursement
Canara Bank	2,731.48	3,287.04	Repayable in 108 monthly instalments after 13 months from the disbursement

<This section has been intentionally left blank>

Name of Party	Outstanding as at March 31st 2022	Outstanding as at March 31st 2021	Terms of Repayment
Canara Bank	3,024.88	4,272.88	Repayable in 48 monthly instalments after 13 months from the disbursement
Canara Bank	1,666.67	1,962.11	Repayable in 36 equal quarterly instalments after 15 months from the disbursement
DBS Bank India Limited	194.52	445.44	Repayable in 120 monthly instalments after 12 months from the disbursement
Federal Bank Limited	1,833.21	-	Repayable in 36 monthly instalments after a month from the disbursement
ICICI Bank Limited	267.86	625.00	Repayable in 28 quarterly instalments after 12 months from the disbursement
IDBI Bank Limited	672.48	775.92	Repayable in 58 quarterly instalments after 6 months from the disbursement
Indian Bank	6,879.31	8,333.25	Repayable in 29 quarterly instalments after a holiday period of 3 quarters from the date of first disbursement
Indian Bank	6,000.00	-	Repayable in 72 monthly instalments after a holiday period of 12 months from the date of first disbursement
Karur Vysya Bank	1,527.70	1,805.56	Repayable in 36 equal quarterly instalments after 12 months from the disbursement
Punjab National Bank	2,068.16	2,627.51	Repayable in 36 equal quarterly instalments after 6 months from the disbursement
Punjab National Bank	5,798.62	6,558.52	Repayable in 40 equal quarterly instalments after 15 months from the disbursement
Punjab National Bank	1,584.10	1,867.45	Repayable in 36 equal quarterly instalments after 12 months from the disbursement
Punjab National Bank	1,999.09	-	Repayable in 36 equal quarterly instalments after 12 months from the disbursement
South Indian Bank	274.35	1,100.03	Repayable in 84 monthly instalments after 12 months from the disbursement
South Indian Bank	868.46	1,368.43	Repayable in 60 instalments from the disbursement
State Bank of India	866.00	1,669.28	Repayable in 27 quarterly instalments after 6 months from the disbursement
State Bank of India	2,789.15	3,189.42	Repayable in 36 quarterly instalments after 4 months from the disbursement
State Bank of India	6,696.20	7,499.46	Repayable in 35 quarterly instalments after 12 months from the disbursement
State Bank of India	7,999.64	5,500.00	Repayable in 36 quarterly instalments after 12 months from the disbursement
State Bank of India	4,999.82		Repayable in 36 quarterly instalments after 12 months from the disbursement
Union Bank of India	1,724.98	2,498.06	Repayable in 26 equal quarterly instalments after 6 months from the disbursement
Union Bank of India	4,164.79	4,998.37	Repayable in 24 equal quarterly instalments after 15 months from the disbursement
Union Bank of India	98.62	498.51	Repayable in 25 quarterly instalments after 9 months from the disbursement
Union Bank of India	3,049.33	3,606.55	Repayable in 36 equal quarterly instalments after 15 months from disbursement
Yes Bank Limited	2,738.56	3,097.46	Repayable in 163 monthly instalments after 6 months from the disbursement
National Housing Bank	234.69	300.65	Repayable in 47 quarterly instalments after quarter succeeding the disbursement
National Housing Bank	530.00	598.00	Repayable in 59 quarterly instalments after quarter succeeding the disbursement
National Housing Bank	52.95	71.63	Repayable in 27 quarterly instalments after quarter succeeding the disbursement
National Housing Bank	790.50	883.70	Repayable in 59 quarterly instalments after quarter succeeding the disbursement
National Housing Bank	1,216.20	1,319.40	Repayable in 59 quarterly instalments after quarter succeeding the disbursement
National Housing Bank	515.60	669.20	Repayable in 27 quarterly instalments after quarter succeeding the disbursement
National Housing Bank	-	2,533.00	Repayable within one year

Name of Party	Outstanding as at March 31st 2022	Outstanding as at March 31st 2021	Terms of Repayment
National Housing Bank	193.50	216.30	Repayable in 39 quarterly instalments after quarter succeeding the disbursement
National Housing Bank	427.79	507.60	Repayable in 39 quarterly instalments after quarter succeeding the disbursement
National Housing Bank	891.80	996.76	Repayable in 39 quarterly instalments after quarter succeeding the disbursement
National Housing Bank	2,078.00	2,322.80	Repayable in 39 quarterly instalments after quarter succeeding the disbursement
National Housing Bank	973.71	1,188.97	Repayable in 39 quarterly instalments after quarter succeeding the disbursement
National Housing Bank	500.75	657.69	Repayable in 39 quarterly instalments after quarter succeeding the disbursement
National Housing Bank	594.79	-	Repayable within one year
National Housing Bank	92.58	-	Repayable in 27 quarterly instalments after quarter succeeding the disbursement
National Housing Bank	692.49	-	Repayable in 27 quarterly instalments after quarter succeeding the disbursement
National Housing Bank	3,435.00	-	Repayable in 27 quarterly instalments after quarter succeeding the disbursement
National Housing Bank	3,165.00	-	Repayable in 27 quarterly instalments after quarter succeeding the disbursement
Interest accrued on borrowings	17.25	66.04	-
Axis Bank	-	875.00	Repayable in 8 quarterly instalments from December, 2018
Axis Bank	-	2,500.00	Repayable in 8 quarterly instalments from June 2020
Axis Bank VI	14,318.18	-	Repayable in 22 monthly instalments from March, 2022
Bandhan Bank	-	2,285.47	Repayable in 7 quarterly instalments from August 2019
Bandhan Bank IV	12,499.79	-	Repayable in 7 quarterly instalments from July, 2022
Bandhan Bank IV B	7,499.99	-	Repayable in 7 quarterly instalments from September, 2022
Bank of Bahrain and Kuwait	2,340.00	3,500.00	Repayable in 12 quarterly instalments from May 2021
Bank of Baroda	3,500.00	9,500.00	Repayable in 30 monthly instalments from March 2020
Bank of Baroda -2	8,333.33	-	Repayable in 36 monthly instalments from October, 2021
Bank of India	-	118.22	Repayable in 36 monthly instalments from October 2017
Canara Bank	8,331.43	-	Repayable in 36 monthly instalments from October, 2021
DCB 2	-	578.42	Repayable in 33 monthly instalments from October, 2018
DCB 3	-	2,000.00	Repayable in 24 monthly instalments from November, 2019
DCB IV	4,791.22	-	Repayable in 24 monthly instalments from March, 2022
DOHA Bank	80.56	1,047.22	Repayable in 36 monthly instalments from May, 2019
Equitas Small Finance Bank II	4,582.00	-	Repayable in 24 monthly instalments from February, 2022
Federal Car loan	-	0.31	Repayable in 60 monthly instalments from July, 2016
HDFC	380.95	952.38	Repayable in 21 monthly instalments from March, 2021
ICICI III	-	2,727.27	Repayable in 22 monthly instalments from November, 2019
ICICI IV	-	2,727.27	Repayable in 22 monthly instalments from June, 2020
IDBI Bank - IV	5,000.00	-	Repayable in 24 monthly instalments from July, 2022
IDBI III	4,531.25	-	Repayable in 32 monthly instalments from January, 2022
Indian Bank 1	-	10,000.01	Repayable in 24 monthly instalments from January, 2020
Indian Bank 2	-	9,166.60	Repayable in 24 monthly instalments from March, 2020
IOB	5,000.00	-	Repayable in 30 monthly instalments from September, 2022
Jana SFB	2,334.64	5,000.00	Repayable in 24 monthly instalments from May, 2021
Jana SFB - II	3,149.90	-	Repayable in 36 monthly instalments from September, 2021
Karnataka Bank	3,999.66	4,999.94	Repayable in 5 half yearly instalments from December, 2021
Karnataka Bank II	4,999.94	-	Repayable in 5 half yearly instalments from November, 2022
KOTAK II	-	250.00	Repayable in 24 monthly instalments from April, 2019
KOTAK III	-	1,666.67	Repayable in 24 monthly instalments from December, 2019
KOTAK IV	3,208.24	6,708.33	Repayable in 24 monthly instalments from March, 2021
Kotak Mahindra Bank V	7,499.99	-	Repayable in 23 monthly instalments from June, 2022

Name of Party	Outstanding as at March 31st 2022	Outstanding as at March 31st 2021	Terms of Repayment
Lakshmi Vilas Bank	-	1,430.38	Repayable in 36 monthly instalments from April, 2018
Punjab National Bank	18,180.51	-	Repayable in 33 monthly instalments from January, 2022
SBI 3	-	703.21	Repayable in 24 monthly instalments from May, 2019
SBI 4	-	11,538.16	Repayable in 24 monthly instalments from December, 2019
SBI 5	13,333.00	20,000.00	Repayable in 12 quarterly instalments from April, 2021
SCB	1,875.00	-	Repayable in 1 bullet payment in June, 2022
SCB - Jan'22	4,125.00	-	Repayable in 1 bullet payment in January, 2023
SCB - Nov'21	7,000.00	-	Repayable in 8 quarterly instalments from February, 2022
SCB - Nov'21 - 2	2,000.00	-	Repayable in 1 bullet payment in November, 2022
SCB - Oct'21	625.00	-	Repayable in 1 bullet payment in October, 2022
SCB -Apr'22	3,750.00	-	Repayable in 1 bullet payment in April, 2022
SCB I -4	-	2,000.00	Repayable in 1 yearly instalment in October, 2021
SCB I -5	-	1,750.00	Repayable in 1 yearly instalment in November, 2021
SCB I -6	-	1,250.00	Repayable in 1 yearly instalment in December, 2021
SCB I -7	-	3,750.00	Repayable in 1 yearly instalment in March, 2022
SCB II	-	1,250.00	Repayable in 4 quarterly instalments from August, 2020
SCB III	-	2,500.00	Repayable in 4 quarterly instalments from June, 2021
UJJIVAN II	-	714.29	Repayable in 21 monthly instalments from May, 2020
Union Bank of India	500.00	1,416.68	Repayable in 30 monthly instalments from April, 2020
Union Bank of India	1,500.00	3,333.33	Repayable in 30 monthly instalments from July, 2020
Utkarsh Small Finance Bank	1,562.50	-	Repayable in 24 monthly instalments from July, 2021
Woori Bank	-	755.56	Repayable in 36 monthly instalments from December, 2018
Woori Bank 3	2,100.00	-	Repayable in 24 monthly instalments from October, 2021
Woori Bank 4	2,712.50	-	Repayable in 24 monthly instalments from January, 2022
Adjustments on account of effective rate of interest	(2,889.86)	(1,871.65)	
<b>Securitisation arrangements</b>			
Bandhan Marvel	6,668.65	-	Repayable on a monthly basis on actual collection from September, 2021
CSB Bella	1,076.42	7,659.62	Repayable on a monthly basis on actual collection from January, 2021
CSB Peterson	8,693.07	-	Repayable on a monthly basis on actual collection from February, 2022
DCB Macfarland	778.65	5,213.40	Repayable on a monthly basis on actual collection from April, 2021
Federal Eaton	345.13	3,674.18	Repayable on a monthly basis on actual collection from January, 2021
Federal Splash	2,967.67	-	Repayable on a monthly basis on actual collection from November, 2021
Federal Vision	3,369.43	-	Repayable on a monthly basis on actual collection from January, 2022
ICICI Sahana	1,039.89	5,129.64	Repayable on a monthly basis on actual collection from April, 2021
ICICI Sarayu	2,364.08	-	Repayable on a monthly basis on actual collection from July, 2021
ICICI Starlord	5,066.63	-	Repayable on a monthly basis on actual collection from January, 2022
IDFC Vikramaditya	5,365.62	23,024.38	Repayable on a monthly basis on actual collection from April, 2021
SBI Malik	3,568.94	-	Repayable on a monthly basis on actual collection from November, 2021
Adjustments on account of effective rate of interest	(93.26)	(112.02)	

<This section has been intentionally left blank>

<b>Term Loan from Others</b>			
<b>Name of Party</b>	<b>Outstanding as at March 31st 2022</b>	<b>Outstanding as at March 31st 2021</b>	<b>Terms of Repayment</b>
Mahindra & Mahindra Financial Services Limited	-	944.17	Repayable in 6 monthly instalments of INR 162.14 from April 2021
Bajaj Finance	2,187.50	-	Repayable in 15 monthly instalments of INR 146.00 each from April 2022
Hinduja Housing Finance Company Limited	300.00	500.00	Repayable in 120 monthly instalments after 12 months from the disbursement
LIC Housing Finance Limited	7,911.15	8,824.05	Repayable in 108 monthly instalments after 12 months from the disbursement
Muthoot Capital Services Limited	-	1,000.00	Bullet repayment at the end of 6 months from the disbursement
Northern Arc Capital Limited	3,333.32	5,000.00	Repayable in 12 quarterly instalments
Northern Arc Capital Limited	2,500.00	-	Repayable in 10 quarterly instalments
Northern Arc Capital Limited	3,000.00	-	Repayable in 10 quarterly instalments
Interest accrued on borrowings	69.68	46.24	-
Capri Global	1,770.83	-	Repayable in 24 monthly instalments from September, 2021
Credit Saison	3,062.50	-	Repayable in 8 quarterly instalments from February, 2022
Credit Saison II	1,500.00	-	Repayable in 8 quarterly instalments from May, 2022
JM Financials	10,000.00	-	Repayable in 12 monthly instalments from May, 2022
Mas Financial Services Ltd	1,875.00	4,375.00	Repayable in 24 monthly instalments from January, 2021
MAS Financial Services Ltd - 2	3,666.67	-	Repayable in 24 monthly instalments from February, 2022
MUDRA	-	1,818.16	Repayable in 33 monthly instalments from January, 2019
MUDRA II	1,070.00	5,356.40	Repayable in 28 monthly instalments from March, 2020
Mudra III	20,000.00	-	Repayable in 33 monthly instalments from June, 2022
Nabard	20,000.00	-	Repayable in 2 annual instalments from July, 2022
NABARD Refinance	2,750.00	6,050.00	Repayable in 11 half yearly instalments from January, 2020
NABARD Refinance	2,500.00	10,000.00	Repayable in 11 half yearly instalments from July, 2019
NABARD Refinance	4,000.00	12,500.00	Repayable in 11 monthly instalments from January, 2019
NABARD Refinance	5,100.00	17,000.00	Repayable in 2 yearly instalments from December, 2021
Nabfin-2	1,145.55	2,000.00	Repayable in 24 monthly instalments from May, 2021
NABFINS III	1,800.00	-	Repayable in 12 quarterly instalments from June, 2022
NABKISAN II	999.57	1,500.00	Repayable in 12 quarterly instalments from June, 2021
NABKISAN III	2,999.99	-	Repayable in 12 quarterly instalments from June, 2022
Nabsamruddi - Microfinance	1,300.00	-	Repayable in 36 monthly instalments from May, 2022
Nabsamruddi - Solar	200.00	-	Repayable in 36 monthly instalments from May, 2022
Nabsamruddi - Wash	1,500.00	-	Repayable in 36 monthly instalments from May, 2022
OIKO	2,666.40	4,000.00	Repayable in 12 quarterly instalments from June, 2021
OIKO	-	1,166.76	Repayable in 3 annual instalments from June, 2019
SIDBI	-	1,000.00	Repayable in 30 monthly instalments from January, 2019
SIDBI	7,333.33	15,333.33	Repayable in 30 monthly instalments from September, 2020
SIDBI IV - 1	10,000.00	-	Repayable in 10 monthly instalments from May, 2022
SIDBI IV - 2	10,000.00	-	Repayable in 30 monthly instalments from August, 2022
Northern Arc	4,047.07	-	Repayable in 24 monthly instalments from January, 2021
Northern Arc II	2,785.40	8,785.89	Repayable in 24 monthly instalments from August, 2021
Muthoot Capital Services Limited	633.33	1,033.33	Repayable in 36 monthly instalments from disbursement
Adjustments on account of effective rate of interest	(569.48)	(289.03)	

<This section has been intentionally left blank>



**Muthoot FinCorp Limited****Notes to the Consolidated Financial Statements for the year ended 31st March 2022***(Amount in INR Lakhs, except share data and unless otherwise stated)***19 Subordinated Liabilities**

Particulars	As at 31st March 2022	As at 31st March 2021
<b>At amortised cost</b>		
Subordinated Debt	1,61,814.67	2,08,973.13
Subordinated Debt - Listed	38,292.73	14,407.40
Unsecured Term Loan from Financial Institutions	2,499.74	2,496.26
Tier-I Capital - Perpetual Debt Instruments	38,419.24	26,131.54
<b>Total</b>	<b>2,41,026.38</b>	<b>2,52,008.33</b>
Borrowings in India	2,41,026.38	2,52,008.33
Borrowings outside India	-	-

(a) Subordinated Debt instruments are unsecured, subordinated to the claims of all other creditors with an initial maturity of minimum 5 years. Subordinated Debt aggregating to INR 7,848 (31st March 2021 : INR 10,000) are guaranteed by promoter directors (Mr. Thomas John Muthoot, Mr. Thomas George Muthoot and Mr. Thomas Muthoot) of the Company.

(b) Maturity Profile of Subordinated Debt, Subordinated Debt-Listed and Unsecured Term Loan

Particulars	Amount
FY 2022-23	45,998.30
FY 2023-24	49,005.09
FY 2024-25	25,991.84
FY 2025-26	15,876.99
FY 2026-27	24,804.50
FY 2027-28	21,247.71
FY 2028-29	20,176.03
Adjustments on account of effective rate of interest	(493.32)
<b>TOTAL</b>	<b>2,02,607.14</b>

(c) Unamortised Borrowing Cost on Unsecured Term Loan from Financial Institutions is INR 0.26 (31st March 2021: INR 3.74).

(d) Perpetual Debt Instruments are unsecured instruments, which have been issued as per RBI guidelines. Unamortised Borrowing Cost on Perpetual Debt Instruments is INR 1,480.76 (31st March 2021: INR 268.46).

**20 Other Financial Liabilities**

Particulars	As at 31st March 2022	As at 31st March 2021
Expenses Payable	2,470.58	1,851.96
Security deposits received	612.43	932.37
Unpaid matured debt and interest accrued thereon	3,368.83	2,953.63
Interest accrued but not due on borrowings	57,501.17	47,341.64
Payable to employees	1,524.14	1,086.65
Payables towards securitisation/assignment transactions	1,274.68	11,645.73
Cumulative Compulsorily Convertible Preference Shares (CCCPs)	15,213.00	-
Others	9,797.91	4,518.08
<b>Total</b>	<b>91,762.74</b>	<b>70,330.07</b>

**Note a**

(i) The Group has during the reporting year, issued 15,00,00,000, 14% CCCPS of INR 10 each at a price of INR 10 each to BPEA Credit – India Fund III – Scheme C & BPEA Credit – India Fund III – Scheme F (Collectively referred as investors) amounting to INR 15,000. The equity shares issued upon Conversion of the CCPS will in all respects rank pari passu with equity shares at the time of conversion.

(ii) CCCPS shall be convertible to equity shares at the option of the investor at any time after the expiry of a period of 43 (forty three) months from the Closing Date (refer paragraph iii for exception) or upon the expiry of a period of 10 (ten) years from the Closing Date and shall be converted at lower of the fair values of the Equity Shares as determined by the:

(a) valuation report dated December 9, 2020 issued by Ernst & Young Merchant Banking Services LLP in relation to the issuance of the CCCPS; or  
(b) valuation report to be issued by a registered valuer (in a form acceptable to the holders of the CCCPS) following the issuance of the Conversion Notice by the holders of the CCCPS.

(iii) The holders of the CCCPS may issue the Conversion Notice at any time after the Closing Date, upon the occurrence of any of the following events:

- (a) non-payment of dividend by the Company in manner stipulated as per agreement on the relevant dividend payment dates,
- (b) credit rating of the Company falling below A- (as certified by any credit rating agency); and/or
- (c) any failure by the Company to maintain a Net Interest Margin of 7.0 (Seven percent) % or higher;
- (d) any failure by the Company to maintain an overall Capital to Risk Assets Ratio of 16.0 (Sixteen percent) % or higher;
- (e) any failure by the Company to maintain the aggregate Tier 2 Capital at 50% (Fifty percent) or lower than the aggregate Tier 1 Capital; or
- (f) any failure by the Company to maintain the Gross Non-Performing Assets at 5.5% (Five decimal five percent) or lower and Net Non-Performing Assets at 4.0% (Four percent) or lower, to be tested on a semi-annual basis for Company as on (a) 31 March of each financial year, and (b) 30 September of each financial year

**Note b - Change in fair value**

Particulars	As at 31st March 2022	As at 31st March 2021
Cumulative change in fair value of the preference shares attributable to changes in credit risk	213.00	-
Change during the year in the fair value of the preference shares attributable to changes in credit risk	213.00	-

**21 Provisions**

Particulars	As at 31st March 2022	As at 31st March 2021
Provision for employee benefits		
- Gratuity	692.68	2,187.18
- Provision for compensated absences	455.50	526.24
Unspent amount on Corporate Social Responsibility	25.04	-
Impairment on Loan Commitments	17.34	12.77
<b>Total</b>	<b>1,190.56</b>	<b>2,726.20</b>

**22 Other Non-Financial Liabilities**

Particulars	As at 31st March 2022	As at 31st March 2021
Statutory dues payable	2,311.79	1,762.97
Advance received from Customers	-	146.89
Income received in advance	-	-
Other non financial liabilities	4.68	5.80
<b>Total</b>	<b>2,316.47</b>	<b>1,915.66</b>

**Muthoot FinCorp Limited****Notes to the Consolidated Financial Statements for the year ended 31st March 2022***(Amount in INR Lakhs, except share data and unless otherwise stated)***23 Equity share capital****(a) Authorised share capital****Equity Shares**

Particulars	No. of Shares	Amount
<b>At 1st April 2020</b>	20,00,00,000	20,000.00
Add: Increased during the year	2,50,00,000	2,500.00
<b>At 31st March 2021</b>	22,50,00,000	22,500.00
Add: Increased during the year	-	-
<b>At 31st March 2022</b>	22,50,00,000	22,500.00

**Preference Shares**

Particulars	No. of Shares	Amount
<b>At 1st April 2020</b>	-	-
Add: Increased during the year	20,00,00,000	20,000.00
<b>At 31st March 2021</b>	20,00,00,000	20,000.00
Add: Increased during the year	-	-
<b>At 31st March 2022</b>	20,00,00,000	20,000.00

**(b) Issued capital**

Particulars	No. of Shares	Amount
<b>At 1st April 2020</b>	19,38,00,800	19,380.08
Add: Increased during the year	-	-
<b>At 31st March 2021</b>	19,38,00,800	19,380.08
Add: Increased during the year	-	-
<b>At 31st March 2022</b>	19,38,00,800	19,380.08

**(c) Subscribed and Fully Paid Up Capital**

Particulars	No. of Shares	Amount
<b>At 1st April 2020</b>	19,37,05,560	19,370.56
Add: Increased during the year	-	-
<b>At 31st March 2021</b>	19,37,05,560	19,370.56
Add: Increased during the year	-	-
<b>At 31st March 2022</b>	19,37,05,560	19,370.56

**(d) Terms/ rights attached to equity shares :**

The Group has only one class of shares namely equity shares having a face value of INR 10. Each holder of equity share is entitled to one vote per share. All shares rank pari passu with regard to dividend and repayment of capital. In the event of liquidation of Company, the holder of equity shares will be entitled to receive any of the remaining assets of the Group, after distribution of all preferential amounts.

**(e) Shareholder's having more than 5% equity shareholding in the Group**

Particulars	As at	As at
	31st March 2022	31st March 2021
No. of shares and % of holding		
Mr. Thomas John Muthoot *	5,14,56,049 - 26.56%	5,08,43,764 - 26.25%
Mr. Thomas George Muthoot *	5,14,56,021 - 26.56%	5,08,43,764 - 26.25%
Mr. Thomas Muthoot *	5,14,56,053 - 26.56%	5,08,43,769 - 26.25%
Ms. Preethi John Muthoot	1,29,13,704 - 6.67%	1,35,25,989 - 6.98%
Ms. Nina George	1,29,13,704 - 6.67%	1,35,25,961 - 6.98%
Ms. Remy Thomas	1,29,13,704 - 6.67%	1,35,25,988 - 6.98%

\* Shares held by the promoters and their shareholding % of holding at the end of the year

**24 Other Equity**

Particulars	As at	As at
	31st March 2022	31st March 2021
Securities Premium	38,129.85	38,129.85
Statutory Reserve (Pursuant to Section 45-IC of the RBI Act 1934)	63,830.95	55,945.97
Statutory Reserve (Pursuant to Section 29C of the NHB Act 1987)	2,068.56	1,668.56
Retained Earnings	1,91,489.84	1,50,180.30
General Reserve	54.60	21.42
Employee stock options outstanding	296.38	229.36
Other Comprehensive income	3,538.78	1,387.08
<b>Total</b>	<b>2,99,408.97</b>	<b>2,47,562.54</b>

**24.1. Nature and purpose of reserve****Securities Premium**

Securities premium is used to record the premium on issue of shares. This can be utilised only for limited purposes such as issuance of bonus shares in accordance with the provisions of the Companies Act, 2013.

**Statutory Reserve (Pursuant to Section 45-IC of the RBI Act 1934)**

Statutory Reserve represents the Reserve Fund created under Section 45-IC of the Reserve Bank of India Act, 1934 and Section 29C of the National Housing Bank Act, 1987 read with Section 36(1)(viii) of the Income Tax Act, 1961. Accordingly, an amount representing 20% of Profit for the period is transferred to the Reserve for the year.

**Statutory Reserve (Pursuant to Section 29C of the NHB Act 1987)**

Statutory reserve is created in terms of Section 29C of the National Housing Bank Act, 1987 read with Section 36(1)(viii) of the Income Tax Act, 1961.

**Employee stock options outstanding**

The account is used to recognise the grant date value of options issued to employees under Employee stock option plan and adjusted as and when such options are exercised or otherwise expire.

**Other comprehensive income**

Changes in the fair value of loan assets held with the business objective of collect and sell are recognised in other comprehensive income. These changes are accumulated within the FVOCI debt investments reserve within equity. The company transfers amounts from this reserve to the statement of profit and loss when the loan assets are sold. Any impairment loss on such loans are reclassified immediately to the statement of profit and loss. Other comprehensive income also consists of re-measurement of net defined benefit liability and fair value changes on equity instruments measured through other comprehensive income.

**General reserve**

Represents the profits or losses made by the Employee Welfare Trust on account of issue or sale of treasury stock.

**Retained Earnings**

This Reserve represents the cumulative profits of the Group. This Reserve can be utilized in accordance with the provisions of the Companies Act, 2013.

**Muthoot FinCorp Limited****Notes to the Consolidated Financial Statements for the year ended 31st March 2022***(Amount in INR Lakhs, except share data and unless otherwise stated)***25 Interest Income**

Particulars	For the Year Ended 31st March 2022	For the Year Ended 31st March 2021
<b>On Financial Assets measured at Amortised Cost</b>		
Interest on Loans	3,97,471.15	3,71,677.41
Interest Income from Investments	105.35	258.66
Interest on Deposit with Banks	2,656.96	1,945.72
Other Interest Income	15.15	43.31
<b>On Financial Assets measured at fair value through other comprehensive income</b>		
Interest on Loans	7,610.84	3,955.09
<b>Total</b>	<b>4,07,859.45</b>	<b>3,77,880.19</b>

**26 Net gain on fair value changes**

Particulars	For the Year Ended 31st March 2022	For the Year Ended 31st March 2021
(i) On trading portfolio		
- Investments	92.29	22.78
(ii) Gain on sale of loans at fair value through other comprehensive income	11,307.93	4,273.28
(iii) Loss on fair valuation of cumulative, compulsorily convertible preference shares	(213.00)	-
<b>Total Net gain/(loss) on fair value changes</b>	<b>11,187.22</b>	<b>4,296.06</b>
Fair Value changes:		
- Realised	11,413.51	4,349.96
- Unrealised	(226.30)	(53.91)
<b>Total</b>	<b>11,187.22</b>	<b>4,296.06</b>

**27 Others**

Particulars	For the Year Ended 31st March 2022	For the Year Ended 31st March 2021
Income from Money transfer	720.64	636.70
Income From Forex operations	193.22	118.34
Income From Power generation	920.85	974.21
Income from Investment	2,056.24	2,033.86
Income from Software support service	177.87	179.26
Bad debt recovered	711.69	1,012.70
Other financial services	467.07	282.71
Other income	339.24	214.19
<b>Total</b>	<b>5,586.82</b>	<b>5,451.99</b>

**28 Other Income**

Particulars	For the Year Ended 31st March 2022	For the Year Ended 31st March 2021
Non-operating income	158.05	90.79
<b>Total</b>	<b>158.05</b>	<b>90.79</b>

**29 Finance Costs**

Particulars	For the Year Ended 31st March 2022	For the Year Ended 31st March 2021
Interest on borrowings	1,19,843.32	1,32,197.89
Interest on debt securities	50,468.07	32,124.79
Interest on lease liabilities	6,901.55	5,311.40
Interest on subordinate liabilities	22,250.56	29,654.19
Dividend on CCCPS	1,050.00	-
Other charges	6,893.51	6,875.51
<b>Total</b>	<b>2,07,407.01</b>	<b>2,06,163.78</b>

**30 Impairment of Financial Instruments**

Particulars	For the Year Ended 31st March 2022	For the Year Ended 31st March 2021
<b>At Amortised Cost</b>		
Loans- at amortised cost	8,571.18	3,897.17
Impairment on loan commitments	4.57	(1.98)
Impairment on other receivables	-	4.22
Loans written off / waived off	10,486.17	15,085.19
<b>Total</b>	<b>19,061.92</b>	<b>18,984.61</b>

**31 Employee Benefits**

Particulars	For the Year Ended 31st March 2022	For the Year Ended 31st March 2021
Salaries and Wages	72,932.58	61,861.66
Contributions to Provident and Other Funds	4,976.30	4,056.41
Incentives	1,738.93	1,493.70
Bonus & Exgratia	1,793.85	1,602.64
Gratuity & Leave encashment	462.47	470.86
Share based payments	131.72	127.02
Staff Welfare Expenses	876.57	2,047.34
<b>Total</b>	<b>82,912.42</b>	<b>71,659.64</b>

**32 Depreciation expense**

Particulars	For the Year Ended 31st March 2022	For the Year Ended 31st March 2021
Depreciation of Tangible Assets	6,574.74	7,735.74
Depreciation of Right of Use Assets	16,371.61	16,640.47
Amortization of Intangible Assets	637.49	581.03
<b>Total</b>	<b>23,583.84</b>	<b>24,957.25</b>

**33 Other Expenses**

Particulars	For the Year Ended 31st March 2022	For the Year Ended 31st March 2021
Advertisement and publicity	8,463.77	7,801.24
AMC Charges	71.44	71.98
Auditor's fees and expenses	123.39	114.29
Communication costs	11,182.33	3,833.43
Director's fees, allowances and expenses	559.71	152.06
Donations & CSR Expenses	542.55	1,073.31
Impairment on assets held for sale	138.38	42.68
Insurance	1,162.31	688.21
Legal & Professional Charges	3,534.15	3,159.76
Office Expenses	360.05	285.09
Other Expenditure	1,287.78	1,150.11
Printing and Stationery	1,230.05	1,028.11
Rent, taxes and energy costs	4,511.35	4,405.54
Repairs and maintainence	2,529.28	2,817.70
Security Charges	4,679.24	4,332.83
Software Licence and Subscription charges	611.46	434.02
Software Development Expenses	142.29	122.78
Travelling and Conveyance	4,272.37	2,805.06
Water Charges	16.28	18.71
<b>Total</b>	<b>45,418.18</b>	<b>34,336.90</b>

<This section has been intentionally left blank>

**(a) Auditors Remuneration**

Particulars	For the Year Ended 31st March 2022	For the Year Ended 31st March 2021
<b>As auditor</b>		
Statutory Audit fees	112.00	104.00
Limited review fees	14.00	12.00
Tax Audit fees	9.00	8.00
<b>For other services</b>		
Certification and other matters	9.73	10.88
<b>For reimbursement of expenses</b>		
Out of pocket expenses	2.00	1.00
<b>Total</b>	<b>146.73</b>	<b>135.88</b>

*Above figures are exclusive of GST/Service Tax*

**(b) CSR Expenditure**

As required under Section 135 of the Companies Act, 2013, the Group was required to spend INR 942.28 in the reporting year in pursuance of its Corporate Social Responsibility Policy, being two per cent of the average net profits made during the three immediately preceding financial years. The Group has during the year, spent a total of INR 515.51 towards CSR expenditure. The unspent portions have been transferred to the designated bank account for Unspent Corporate Social Responsibility by the Group.

Particulars	For the Year Ended 31st March 2022	For the Year Ended 31st March 2021
(a) Amount required to be spent by the Group during the year	942.28	777.03
(b) Amount of expenditure incurred	515.51	1,135.40
(c) Shortfall at the end of the year	426.77	-
(d) Total of previous year shortfall	-	242.86
(e) Reason for shortfall	Major portion of the funds was allocated for the Sports Infrastructure project at Palakkad. Due to COVID situations, the process of getting work permit has gotten delayed and is awaited from the concerned Department. The Smile Please mission Gulbarga & another partnership project in Rajasthan also got delayed due to the COVID third wave and Omicron challenges.	N/A



Particulars	For the Year Ended 31st March 2022	For the Year Ended 31st March 2021
(f) Nature of CSR activities	CSR activities were undertaken in the fields of Health, Education & Livelihood.	CSR activities were undertaken in the fields of Health, Education & Livelihood.
(g) Details of related party transactions	N/A	N/A
(h) Where a provision is made with respect to a liability incurred by entering into a contractual obligation, the movements in the provision during the year shall be shown separately	N/A	N/A

(c) The Group has not made any political contributions during the year ended 31st March 2022 (Year ended 31st March 2021 : 35.00).

### 34 Earnings Per Share

Basic earnings per share (EPS) is calculated by dividing the net profit for the year attributable to equity holders of Parent Company by the weighted average number of equity shares outstanding during the year.

Diluted EPS is calculated by dividing the net profit attributable to equity holders of Parent Company (after adjusting for interest on the convertible preference shares and interest on the convertible bond, in each case, net of tax, if any) by the weighted average number of equity shares outstanding during the year plus the weighted average number of equity shares that would be issued on the conversion of all the dilutive potential ordinary shares into ordinary shares.

Particulars	For the Year Ended 31st March 2022	For the Year Ended 31st March 2021
Net profit attributable to ordinary equity holders of the parent	39,170.72	39,021.05
Weighted average number of equity shares for basic earnings per share	19,37,05,560	19,37,05,560
Effect of dilution	60,96,643	-
Weighted average number of equity shares for diluted earnings per share	19,98,02,203	19,37,05,560
<b>Earnings per share</b>		
Basic earnings per share (INR)	20.22	20.14
Diluted earnings per share (INR)	19.60	20.14

**Muthoot FinCorp Limited****Notes to the Consolidated Financial Statements for the year ended 31st March 2022***(Amount in INR Lakhs, except share data and unless otherwise stated)***35 Income Tax**

The components of income tax expense for the year ended March 31st 2022 and year ended March 31st 2021 are:

Particulars	For the Year Ended 31st March 2022	For the Year Ended 31st March 2021
Current tax	16,820.60	17,865.05
Deferred tax relating to origination and reversal of temporary differences	(2,389.50)	(4,310.55)
MAT Credit Entitlement	-	(36.26)
<b>Income tax expense reported in statement of profit and loss</b>	<b>14,431.10</b>	<b>13,518.24</b>
<b>OCI Section</b>		
<b>Deferred tax related to items recognised in OCI during the period:</b>		
Net gain / (loss) on equity instruments measured through other comprehensive income	16.25	(240.82)
Remeasurement of loan assets	(1,130.45)	799.15
Remeasurement of the defined benefit liabilities	(4.61)	38.23
<b>Income tax charged to OCI</b>	<b>(1,118.82)</b>	<b>596.55</b>

**Reconciliation of the total tax charge:**

The tax charge shown in the statement of profit and loss differ from the tax charge that would apply if all the profits had been charged at India corporate tax rate. A reconciliation between the tax expense and the accounting profit multiplied by India's domestic tax rate for the year ended March 31st 2022 and year ended March 31st 2021 is as follows:

Particulars	For the Year Ended 31st March 2022	For the Year Ended 31st March 2021
Accounting profit before tax	55,686.22	53,246.37
<b>At India's statutory income tax rate of 25.168%* (2021: 25.168%)</b>	<b>14,015.11</b>	<b>13,401.05</b>
<b>Tax effects of adjustments</b>		
Non deductible items	409.43	140.45
Exempted Income	-	(5.68)
Deduction under Chapter VIA of the Income Tax Act	-	(20.33)
Others	6.57	2.76
<b>Income tax expense reported in the statement of profit or loss</b>	<b>14,431.10</b>	<b>13,518.24</b>
<b>Effective Income Tax Rate</b>	<b>25.92%</b>	<b>25.39%</b>

**Muthoot FinCorp Limited**

**Notes to the Consolidated Financial Statements for the year ended 31st March 2022**

(Amount in INR Lakhs, except share data and unless otherwise stated)

**Income Tax (contd...)**

**Movement in deferred tax assets/(liabilities)**

Particulars	As of 31st March 2020	Recognised in Statement of Profit and Loss	Recognised in Statement of other comprehensive income	Adjusted to Retained Earnings / Other Comprehensive Income	As at 31st March 2021
Deductible temporary difference on account of depreciation and amortisation	2,210.73	487.86	-	-	2,698.60
Bonus disallowed due to non-payment	322.55	40.44	-	-	363.00
Provision for employee benefits	402.17	40.53	17.67	-	460.37
Provision for Investment Rate Fluctuation	57.48	-	-	-	57.48
Expected credit loss provision on financial assets	6,850.22	731.73	-	-	7,581.95
Financial assets measured at amortised cost	1,466.21	(386.80)	-	-	1,079.40
Fair Valuation of Financial Assets	247.47	1,059.41	(240.75)	-	1,066.14
Financial liabilities measured at amortised cost	(286.06)	(397.60)	-	-	(683.66)
Direct assignment transactions	(7,713.52)	2,445.24	799.15	-	(4,469.12)
Special reserve	(268.02)	(75.50)	-	-	(343.52)
EIS receivable	(366.70)	77.24	-	-	(289.46)
Fair value of future lease obligations in accordance with Ind AS 116	132.35	106.27	-	-	238.63
Other items giving rise to temporary differences	172.57	125.75	20.48	-	318.79
Minimum Alternate tax credit entitlement	56.61	36.26	-	-	92.88
Carry Forward Losses and Unabsorbed Depreciation	26.83	55.98	-	-	82.81
Reversal of Previous Years	(257.67)	-	-	(0.19)	(257.86)
Reversal on account of Tax rate change	(3,266.63)	-	-	-	(3,266.63)
Round Off Adjustment	0.08	-	-	-	0.08
<b>Total</b>	<b>(213.33)</b>	<b>4,346.81</b>	<b>596.55</b>	<b>(0.19)</b>	<b>4,729.86</b>

<This section has been intentionally left blank>

Particulars	As at 31st March 2021	Recognised in Statement of Profit and Loss	Recognised in Statement of other comprehensive income	Adjusted to Retained Earnings / Other Comprehensive Income	As at 31st March 2022
Deductible temporary difference on account of depreciation and amortisation	2,698.60	384.42	-	-	3,083.02
Bonus disallowed due to non-payment	363.00	113.57	-	-	476.56
Provision for employee benefits	460.37	(314.88)	(47.70)	-	97.78
Provision for Investment Rate Fluctuation	57.48	-	-	-	57.48
Expected credit loss provision on financial assets	7,581.95	1,503.84	-	-	9,085.80
Financial assets measured at amortised cost	1,079.40	116.26	-	-	1,195.67
Fair Valuation of Financial Assets	1,066.14	902.04	16.20	-	1,984.38
Financial liabilities measured at amortised cost	(683.66)	(702.52)	-	-	(1,386.18)
Financial liabilities measured at fair value	-	53.61	-	-	53.61
Direct assignment transactions	(4,469.12)	(67.27)	(1,130.45)	-	(5,666.84)
Special reserve	(343.52)	(100.67)	-	-	(444.19)
EIS receivable	(289.46)	82.83	-	-	(206.63)
Fair value of future lease obligations in accordance with Ind AS 116	238.63	89.17	-	-	327.79
Other items giving rise to temporary differences	318.79	329.09	43.14	-	691.02
Minimum Alternate tax credit entitlement	92.88	-	-	(36.26)	56.62
Carry Forward Losses and Unabsorbed Depreciation	82.81	-	-	-	82.81
Reversal of Previous Years	(257.86)	-	-	-	(257.86)
Reversal on account of Tax rate change	(3,266.63)	-	-	-	(3,266.63)
Round Off Adjustment	0.08	-	-	-	0.08
<b>Total</b>	<b>4,729.86</b>	<b>2,389.50</b>	<b>(1,118.82)</b>	<b>(36.26)</b>	<b>5,964.28</b>

<This section has been intentionally left blank>

**Muthoot FinCorp Limited****Notes to the Consolidated Financial Statements for the year ended 31st March 2022***(Amount in INR Lakhs, except share data and unless otherwise stated)***36 Retirement Benefit Plan****Defined Contribution Plan**

The Group makes contributions to Provident Fund & Employee State Insurance which are defined contribution plans for qualifying employees. The amounts recognized for the aforesaid contributions in the statement of profit and loss are shown below:

Particulars	As at 31st March, 2022	As at 31st March, 2021
Contributions to Provident Fund	3,883.35	3,057.28
Contributions to Employee State Insurance	1,057.38	967.74
<b>Defined Contribution Plan</b>	<b>4,940.73</b>	<b>4,025.02</b>

**Defined Benefit Plan**

The Group has a defined benefit gratuity plan. The gratuity plan is governed by the Payment of Gratuity Act, 1972. Every employee who has completed five years or more of service gets a gratuity on leaving the service of the Group at 15 days salary (last drawn salary) for each completed year of service.

The following tables summaries the components of net benefit expense recognized in the statement of profit and loss and the funded status and amounts recognized in the balance sheet for the gratuity plan.

Particulars	As at 31st March, 2022	As at 31st March, 2021
Present value of funded obligations	4,322.66	3,757.45
Fair value of planned assets	3,629.98	1,570.27
<b>Defined Benefit obligation/(asset)</b>	<b>692.68</b>	<b>2,187.18</b>

**Post employment defined benefit plan**

Net benefit expense recognised in statement of profit and loss	As at 31st March, 2022	As at 31st March, 2021
Current service cost	732.36	655.79
Net Interest on net defined benefit liability/ (asset)	139.67	141.80
<b>Net benefit expense</b>	<b>872.04</b>	<b>797.59</b>

**Balance Sheet****Details of changes in present value of defined benefit obligations as follows:**

Particulars	As at 31st March, 2022	As at 31st March, 2021
Defined benefit obligation at the beginning of the year	3,757.45	3,088.30
Current service cost	732.36	655.79
Interest cost on benefit obligations	237.70	203.48
Actuarial (Gain) / Loss on Total Liabilities	36.19	131.07
Benefits paid	(441.05)	(321.19)
<b>Benefit obligation at the end of the year</b>	<b>4,322.66</b>	<b>3,757.45</b>

Details of changes fair value of plan assets are as follows: -

Particulars	As at 31st March, 2022	As at 31st March, 2021
Fair value of plan assets at the beginning of the year	1,570.65	960.55
Actual Return on Plan Assets	152.56	40.49
Employer contributions	2,342.96	889.00
Benefits paid	(436.18)	(319.77)
<b>Fair value of plan assets as at the end of the year</b>	<b>3,629.99</b>	<b>1,570.27</b>

Remeasurement gain/ (loss) in other comprehensive income (OCI)	As at 31st March, 2022	As at 31st March, 2021
<i>Actuarial changes arising from changes in financial assumptions</i>	84.02	24.27
<i>Experience adjustments</i>	(187.95)	(32.84)
Return on Plan assets, excluding amount included in net interest on the net defined benefit liability/(asset)	122.27	(143.32)
<b>Actuarial (gain) / loss (through OCI)</b>	<b>18.34</b>	<b>(151.89)</b>

The principal assumptions used in determining gratuity obligations for the Group's plans are shown below:

Particulars	As at 31st March, 2022	As at 31st March, 2021
Salary Growth Rate	0 % to 10%	0 % to 10%
Discount Rate	4.25 % to 5.79%	4.25 % to 5.79%
Withdrawal Rate	5 % to 23%	5 % to 23%
Mortality	100% of IALM 2006-2008	100% of IALM 2006-2008
Interest rate on net DBO	4.25 % to 5.79%	4.25 % to 5.79%
Expected average remaining working life	2 Yrs to 33.08Yrs	2 Yrs to 33.08Yrs

Investments quoted in active markets:

Particulars	As at 31st March, 2022	As at 31st March, 2021
Equity instruments	-	-
Debt instruments	-	-
Real estate	-	-
Derivatives	-	-
Investment Funds with Insurance Group	0 - 100%	0 - 100%
<i>Of which, Unit Linked</i>	-	-
<i>Of which, Traditional/ Non-Unit Linked</i>	0 - 100%	0 - 100%
Asset-backed securities	-	-
Structured debt	-	-
Cash and cash equivalents	-	-
<b>Total</b>	<b>0-100%</b>	<b>0-100%</b>

<This section has been intentionally left blank>

A quantitative sensitivity analysis for significant assumptions as at March 31, 2022 and March 31, 2021 are as shown below:

Assumptions	Sensitivity Level	As at 31st March, 2022		As at 31st March, 2021	
Discount Rate	Increase by 1%		4,090.48		3,513.37
Discount Rate	Decrease by 1%		4,617.29		4,041.13
Further Salary Increase	Increase by 1%		4,645.79		4,065.77
Further Salary Increase	Decrease by 1%		4,034.70		3,496.12
Employee turnover	Increase by 1%		4,366.69		3,786.72
Employee turnover	Decrease by 1%		4,271.16		3,730.03
Mortality Rate	Increase in expected lifetime by 1 year		4,353.86		3,824.36
Mortality Rate	Increase in expected lifetime by 3 years		4,263.10		3,802.73

1. The weighted average duration of the defined benefit obligation as at 31st March 2022 is 5 to 10 years (2021: 5 to 10 years).
2. Gratuity liability is funded through a Gratuity Fund managed by Life Insurance Corporation of India Ltd.
3. The estimates of future salary increases, considered in actuarial valuation, take account of inflation, seniority, promotion and other relevant factors, such as supply and demand in the employment market.
4. The principal assumptions used in determining leave encashment obligations for the Company's plans are shown below:

*The discount rate is based on the prevailing market yields of Government of India securities as at the balance sheet date for the estimated term of the obligations.*

*The estimate of future salary increases considered, takes into account the inflation, seniority, promotion, increments and other relevant factors.*

<This section has been intentionally left blank>

**Muthoot FinCorp Limited**
**Notes to the Consolidated Financial Statements for the year ended 31st March 2022**
*(Amount in INR Lakhs, except share data and unless otherwise stated)*
**37 Maturity analysis of assets and liabilities**

Particulars	As at 31st March, 2022			As at 31st March, 2021		
	Within 12 months	After 12 months	Total	Within 12 months	After 12 months	Total
<b>Assets</b>						
<b>Financial assets</b>						
Cash and cash equivalents	3,15,233.84	-	3,15,233.84	98,979.83	-	98,979.83
Bank Balance other than above	30,453.94	11,164.76	41,618.70	28,312.26	11,875.00	40,187.25
Trade receivables	4,235.12	-	4,235.12	2,748.83	-	2,748.83
Loans	19,62,017.72	3,04,475.05	22,66,492.77	20,41,181.24	2,49,446.22	22,90,627.47
Investments	6,187.95	4,084.76	10,272.71	3,252.48	3,307.99	6,560.46
Other financial assets	4,691.06	9,574.07	14,265.13	11,765.92	9,231.33	20,997.25
<b>Non-financial Assets</b>						
Current tax assets (net)	2,997.82	4,199.84	7,197.66	713.37	1,264.24	1,977.61
Deferred tax assets (net)	-	9,959.42	9,959.42	-	4,963.43	4,963.43
Investment Property	-	30,236.55	30,236.55	-	30,236.55	30,236.55
Property, plant and equipment	-	43,392.79	43,392.79	-	45,543.44	45,543.44
Intangible assets under development	-	-	-	-	114.45	114.45
Other intangible assets	-	1,953.04	1,953.04	-	1,891.73	1,891.73
Right-of-use assets	9,896.03	56,362.54	66,258.57	11,320.80	39,515.90	50,836.70
Other non financial assets	6,697.03	24,420.65	31,117.68	32,273.92	515.35	32,789.27
<b>Total assets</b>	<b>23,42,410.50</b>	<b>4,99,823.47</b>	<b>28,42,233.97</b>	<b>22,30,548.64</b>	<b>3,97,905.63</b>	<b>26,28,454.26</b>
<b>Liabilities</b>						
<b>Financial Liabilities</b>						
Trade payables	343.69	-	343.69	272.51	-	272.51
Other Payables	5,727.01	31.49	5,758.50	2,147.06	-	2,147.06
Debt Securities	1,59,738.41	2,87,602.62	4,47,341.02	2,16,246.35	2,66,584.76	4,82,831.10
Borrowings (other than debt security)	11,66,704.17	4,34,387.87	16,01,092.04	11,18,280.85	3,38,240.32	14,56,521.18
Lease Liability	15,524.02	58,709.09	74,233.12	10,450.39	45,548.17	55,998.56
Subordinated Liabilities	45,996.80	1,95,029.58	2,41,026.38	56,901.59	1,95,106.74	2,52,008.33
Other Financial liabilities	52,095.53	39,667.21	91,762.74	42,561.80	27,768.27	70,330.07
<b>Non-financial Liabilities</b>						
Current tax liabilities (net)	58.26	-	58.26	-	-	-
Provisions	303.70	886.86	1,190.56	249.61	2,476.58	2,726.19
Deferred tax liabilities (net)	-	3,995.14	3,995.14	-	233.57	233.57
Other non-financial liabilities	2,316.47	-	2,316.47	1,915.66	-	1,915.66
<b>Total Liabilities</b>	<b>14,48,808.06</b>	<b>10,20,309.85</b>	<b>24,69,117.91</b>	<b>14,49,025.81</b>	<b>8,75,958.41</b>	<b>23,24,984.22</b>
<b>Net</b>	<b>8,93,602.44</b>	<b>(5,20,486.38)</b>	<b>3,73,116.06</b>	<b>7,81,522.82</b>	<b>(4,78,052.78)</b>	<b>3,03,470.04</b>



**Muthoot FinCorp Limited****Notes to the Consolidated Financial Statements for the year ended 31st March 2022**

(Amount in INR Lakhs, except share data and unless otherwise stated)

**38 Contingent Liabilities (to the extent not provided for)**

Particulars	As at 31st March 2022	As at 31st March 2021
<b>(i) Contingent Liabilities</b>		
(i) Income Tax Demands	3,419.85	6,334.02
(ii) Service Tax Demands	5,106.18	5,106.18
(iii) Value Added Tax Demands	1,327.12	1,432.70
(iv) Bank Guarantees	36.90	36.69
(v) Claims not acknowledged as debt in view of counter claims raised	917.78	-
(vi) Cash Margin on Securitisation	2,053.40	9,327.10

(vii) Some of the branches of the Company had received notices under the Kerala Money Lenders Act, 1958, for registration, which was challenged by the Company before the Hon'ble Supreme Court. The Apex Court has allowed the appeals filed by NBFCs including the Company, vide its judgement dated May 10, 2022 ruling that state level money lending enactments shall have no application to NBFCs registered under the RBI and regulated by the RBI. In view of the said ruling of the Supreme Court, the contingency with respect to the Kerala Money Lenders Act ceases to exist.

(viii) The Company has filed a Writ Petition before the Honourable High Court of Madras on 30th July, 2019 challenging the Order passed by the Income Tax Settlement Commission, Chennai Bench abating the proceedings before it relating to the Settlement Application filed by the Company dated December 17, 2017 ("Settlement Application"); and praying for stay on proceedings initiated by the Joint Commissioner of Income Tax (OSD), Central Circle, Thiruvananthapuram post abatement of proceedings by the Settlement Commission. The tax and interest due on the issues forming part of the Settlement Application totaled to ₹7,406 lakh. The Settlement Application related to notices received under Section 147 of the Income Tax Act, as per which the income chargeable to tax for the Financial Years 2011-12 to 2016-17 of MFL had escaped assessment, and Section 153A of the Income Tax Act, as per which MFL was required to prepare true and correct return of which MFL was assessable for the Assessment Years 2011-2012 to 2016-2017. The proceedings before the High Court of Madras is currently pending.

(ix) Other commitments

Loan commitment in respect of partly disbursed loans is INR 4,419.14 (31 March 2021 : INR 4,019.10).

<This section has been intentionally left blank>

**Muthoot FinCorp Limited**

**Notes to the Consolidated Financial Statements for the year ended 31st March 2022**

*(Amount in INR Lakhs, except share data and unless otherwise stated)*

**39 Related Party Disclosures**

**Names of Related parties with whom transaction has taken place**

**(A) Subsidiaries**

Muthoot Microfin Limited  
Muthoot Housing Finance Company Limited  
Muthoot Pappachan Technologies Private Limited

**(B) Key Management Personnel**

	<b>Designation</b>
Thomas John Muthoot	Managing Director
Thomas George Muthoot	Director
Thomas Muthoot	Wholetime Director Cum Chief Financial Officer
Preethi John Muthoot	Additional Director
Kurian Peter Arattukulam	Director
Vikraman Ampalakkat	Director
Thuruthiyil Devassia Mathai	Company Secretary

**(C) Enterprises owned or significantly influenced by key management personnel or their relatives**

MPG Hotels and Infrastructure Ventures Private Limited  
Muthoot Automotive (India) Private Limited  
Muthoot Automobile Solutions Private Limited  
Muthoot Capital Services Limited  
Muthoot Motors Private Limited  
Muthoot Risk Insurance and Broking Services Private Limited  
Muthoot Pappachan Chits (India) Private Limited  
Muthoot Exim Private Limited  
Muthoot Kuries Private Limited  
MPG Security Group Private Limited  
Muthoot Estate Investments  
Muthoot Motors (Cochin)  
Muthoot Pappachan Foundation  
M-Liga Sports Excellence Private Limited  
Thinking Machine Media Private Limited  
Muthoot Hotels Private Limited

**(D) Relatives of Key Management Personnel**

Janamma Thomas  
Nina George  
Remmy Thomas  
Thomas M John  
Suzannah Muthoot  
Hannah Muthoot  
Tina Suzanne George  
Ritu Elizabeth George  
Shweta Ann George

**(E) Other Related Parties**

Speckle Internet Solutions Private Limited

Related Party transactions during the year:

Particulars	Key Management Personnel & Directors		Relatives of Key Management Personnel		Entities over which Key Management Personnel and their relatives are able to exercise significant influence	
	Year Ended 31st March 2022	Year Ended 31st March 2021	Year Ended 31st March 2022	Year Ended 31st March 2021	Year Ended 31st March 2022	Year Ended 31st March 2021
<b>Revenue</b>						
Auction of Gold Ornaments	-	-	-	-	6,104.86	1,270.97
Commission Received	-	-	-	-	1,225.44	1,014.52
Delayed Interest	-	-	-	-	-	3.58
Processing Fee received	-	-	-	-	-	0.73
Rent received	-	-	-	-	286.39	276.24
Revenue from Travel Services	1.59	-	-	-	10.10	5.56
Interest accrued on loans & advances	2,388.00	2,388.00	-	-	29.66	30.15
Sale of Used Assets	-	-	-	-	0.03	-
Professional Charges-IT support	-	-	-	-	177.87	179.26
<b>Expense</b>						
Commission Paid	500.00	132.00	-	-	17.09	47.87
Interest paid	531.66	479.36	78.74	62.97	336.22	449.75
Hotel Service payments	-	-	-	-	28.31	32.93
Professional & Consultancy Charges	-	-	-	-	2,104.14	2,092.00
Purchase of Gold Coins	-	-	-	-	90.77	16.86
Reimbursement of Expenses	-	-	-	-	(20.46)	(81.77)
Rent paid	174.90	168.35	-	-	17.51	15.17
Remuneration Paid	5,039.60	2,196.94	41.00	23.49	-	-
Sitting Fee paid	13.50	7.50	-	-	-	-
Incentive paid	-	-	-	-	-	24.27
Processing fee paid	-	-	-	-	-	19.50
Marketing Expense	-	-	-	-	-	1.08
Collection Charges	-	-	-	-	-	12.98
Trademark fee	6.00	-	-	-	-	-
Repairs and maintenance	-	-	-	-	1.89	19.46
<b>Asset</b>						
Advance for CSR Activities	-	-	-	-	523.31	1,027.29
Investment made in Equity	-	-	-	-	200.00	18.00
Loans Advanced	-	-	-	-	-	290.00
Loan repayments received	-	-	-	-	(290.00)	(239.64)
Purchase of Vehicle	-	-	-	-	10.74	-
Refund received against advance for property	-	-	-	-	(3,000.00)	-

<This section has been intentionally left blank>

**Related Party transactions during the year (contd.):**

Particulars	Key Management Personnel & Directors		Relatives of Key Management Personnel		Entities over which Key Management Personnel and their relatives are able to exercise significant influence	
	Year Ended 31st March 2022	Year Ended 31st March 2021	Year Ended 31st March 2022	Year Ended 31st March 2021	Year Ended 31st March 2022	Year Ended 31st March 2021
<b>Liability</b>						
Advance received towards Owners share	-	-	-	-	432.15	241.00
Investment in Debt Instruments	-	260.30	0.50	175.50	1.00	-
Redemption of Investment in Debt Securities	-	-	(1.14)	(156.00)	-	-
Security Deposit Accepted	-	-	-	-	141.44	55.48
Security Deposit Repaid	-	-	-	-	(167.13)	(40.26)
Loan Availed	-	-	-	-	60.00	3,200.00
Loan Repaid	-	-	-	-	(1,400.00)	(1,000.00)
Dividend Paid	10,036.91	-	1,549.71	-	35.72	-

**Balance outstanding as at the year end:**

Particulars	Key Management Personnel		Relatives of Key Management Personnel		Entities over which Key Management Personnel and their relatives are able to exercise significant influence	
	Year Ended 31st March 2022	Year Ended 31st March 2021	Year Ended 31st March 2022	Year Ended 31st March 2021	Year Ended 31st March 2022	Year Ended 31st March 2021
<b>Asset</b>						
Advance for CSR Activities	-	-	-	-	8.05	-
Advance for Property/Shares	1,588.53	1,588.53	133.87	133.87	24,277.77	27,277.77
Advance received towards Owners share	-	-	-	-	903.13	221.01
Commission Receivable	-	-	-	-	73.67	25.05
Expense Reimbursements Receivable	-	-	-	-	1.48	0.86
Interest on Loan Receivable	61.55	61.55	-	-	-	3.71
Loans Advanced	19,900.00	19,900.00	-	-	693.33	290.00
Rent Receivable	-	-	-	-	12.40	8.33
Travel Service Receivables	0.79	1.12	-	-	4.06	2.09
Security Deposit advanced	3.58	3.58	-	-	-	-
Debtors	-	-	-	-	8.33	27.01
Investment in Equity Outstanding	-	-	-	-	226.00	26.00
<b>Liability</b>						
Collection balance payable	-	-	-	-	0.22	6.93
Commission Payable	-	-	-	-	0.27	2.33
Interest Payable	83.00	218.89	54.22	21.66	13.93	16.05
Rent Payable	6.66	6.27	-	-	0.92	0.90
Investment in Debt Instruments	267.30	267.30	332.33	332.97	107.53	51.40
PDI issued	3,845.00	3,845.00	355.00	355.00	1,025.00	3,015.00
Professional & Consultancy Charges payable	-	-	-	-	0.12	53.69
Security Deposit received	-	-	-	-	31.94	57.63
Loan outstanding	400.09	400.09	-	-	-	2,033.33
Expense Payable	1.08	-	-	-	4.15	3.18

**Note**

a) Related parties have been identified on the basis of the declaration received by the management and other records available.

**Compensation of key management personnel of the Company:**

Key management personnel are those individuals who have the authority and responsibility for planning and exercising power to directly or indirectly control the activities of the Company and its employees. The Company considers the members of the Board of Directors which include independent directors (and its sub-committees) to be key management personnel for the purposes of IND AS 24 Related Party Disclosures.

<b>Particulars</b>	<b>Year Ended 31st March 2022</b>	<b>Year Ended 31st March 2021</b>
Short-term employee benefits	5,053.10	2,204.44
Post-employment benefits	-	-
<b>Total compensation paid to key managerial personnel</b>	<b>5,053.10</b>	<b>2,204.44</b>

<This section has been intentionally left blank>

**Muthoot FinCorp Limited****Notes to the Consolidated Financial Statements for the year ended 31st March 2022***(Amount in INR Lakhs, except share data and unless otherwise stated)***40 Fair Value Measurement**

Fair value is the price that would be received to sell an asset or paid to transfer a liability in an orderly transaction in the principal (or most advantageous) market at the measurement date under current market conditions (i.e., an exit price), regardless of whether that price is directly observable or estimated using a valuation technique. In order to show how fair values have been derived, financial instruments are classified based on a hierarchy of valuation techniques.

**Fair Value Hierarchy of assets and liabilities**

The following table shows an analysis of financial instruments recorded at fair value by level of the fair value hierarchy as at 31st March 2022:

Particulars	At FVTPL			
	Level-1	Level-2	Level-3	Total
<b>Financial Assets</b>				
Investment in JM Financial India Fund II	156.37	-	-	156.37
Investment in Strugence Debt Fund	997.48	-	-	997.48
Investment in BPEA India Credit - Trust II	514.24	-	-	514.24
Investments in Mutual Fund	4,076.39	-	-	4,076.39
<b>Financial Liabilities</b>				
Cumulative Compulsorily Convertible Preference Shares (CCPS)	-	-	15,213.00	15,213.00

Particulars	At FVTOCI			
	Level-1	Level-2	Level-3	Total
<b>Financial Assets</b>				
Investment in Muthoot Pappachan Chits Private Limited	-	15.14	-	15.14
Investment in Avenues India Private Limited	-	477.67	-	477.67
Investment in Fair Asset Technologies (P) Limited	-	719.85	-	719.85
Investment In The Thinking Machine Media Private Limited	-	18.00	-	18.00
Investment In Speckle Internet Solutions Private Limited	-	198.10	-	198.10
Investment in Equity Shares (DP account with Motilal Oswal)	1,646.32	-	-	1,646.32
Investment in PMS - Motilal Oswal	465.24	-	-	465.24
Loans	-	-	2,06,894.06	2,06,894.06

The following table shows an analysis of financial instruments recorded at fair value by level of the fair value hierarchy as at 31st March 2021:

Particulars	At FVTPL			
	Level-1	Level-2	Level-3	Total
<b>Financial Assets</b>				
Investment in JM Financial India Fund II	106.90	-	-	106.90
Investments in Mutual Fund	290.02	-	-	290.02

Particulars	At FVTOCI			
	Level-1	Level-2	Level-3	Total
<b>Financial Assets</b>				
Investment in Muthoot Pappachan Chits Private Limited	-	6.52	-	6.52
Investment in Avenues India Private Limited	-	477.48	-	477.48
Investment in Fair Asset Technologies (P) Limited	-	703.59	-	703.59
Investment in Algiz Consultancy Services Private Limited	-	-	-	-
Investment In The Thinking Machine Media Private Limited	-	18.00	-	18.00
Investment in Equity Shares (DP account with Motilal Oswal)	1,038.94	-	-	1,038.94
Investment in PMS - Motilal Oswal	631.11	-	-	631.11
Loans	-	-	98,346.00	98,346.00

The fair value of financial instruments as referred to above have been classified into three categories depending on the inputs used in the valuation technique. The hierarchy gives the highest priority to quoted prices in active markets for identical assets or liabilities (Level 1 measurements) and lowest priority to unobservable inputs (Level 3 measurements).

The categories used are as follows:

**Level 1:** Quoted prices (unadjusted) for identical instruments in an active market;

**Level 2:** Directly (i.e. as prices) or indirectly (i.e. derived from prices) observable market inputs, other than Level 1 inputs; and

**Level 3:** Inputs which are not based on observable market data (unobservable inputs).

#### Fair value technique

##### Investments at fair value

The equity instruments which are actively traded on public stock exchanges with readily available active prices on a regular basis are classified as Level 1. Units held in mutual funds are measured based on their published net asset value (NAV), taking into account redemption and/or other restrictions are generally Level 1. Equity instruments in non-listed entities are initially recognised at transaction price and re-measured as per fair valuation report and valued on a case-by-case has been classified as Level 2.

##### Investment at fair value through profit and loss

For investment at fair value through profit and loss, valuation are done using quoted prices from active markets or on published Net Asset Values of the investment at the measurement date or at the nearest available date.

##### Financial Liabilities with significant unobservable inputs (Level 3)

This level of hierarchy includes financial liabilities measured using inputs that are not based on observable market data (unobservable inputs). Fair values are determined in whole or in part, using a valuation model based on assumptions that are neither supported by prices from observable current market transactions in the same instrument nor are they based on available market data, this level of hierarchy includes cumulative compulsory convertible preference shares.

The fair value of the CCCPS is measured using the Monte Carlo Simulation technique. The Monte Carlo Simulation Method is one where a risk-neutral framework is used to simulate a range of simulated values, representing all the potential paths a variable could move over the period of the simulation. The inputs to this model are taken from observable market where possible, but where this is not feasible, a degree of judgement is exercised in establishing fair values. Changes in assumptions about these factors could affect the reported fair value of financial instruments.

Significant unobservable inputs	As at March 31, 2022		As at March 31, 2021	
	Increase by 1%	Decrease by 1%	Increase by 1%	Decrease by 1%
Discount Rate of CCCPS Coversion Feature	(511.25)	531.08	-	-
Discount for Lack of Marketability	(234.05)	234.05	-	-

**Loan assets carried at fair value through other comprehensive income**

Loan receivables valuation is carried out for two portfolios segregated on the basis of repayment frequency – monthly and weekly. The valuation of each portfolio is done by discounting the aggregate future cash flows with risk-adjusted discounting rate for the remaining portfolio tenor.

Following inputs have been used to calculate the fair value of loans receivables:

(i) Future cash flows: Include principal receivable, interest receivable and tenor information based on the repayment schedule agreed with the borrowers. Inputs include:

(ii) Risk-adjusted discount rate:

This rate has been arrived using the cost of funds approach.

The following inputs have been used:

(i) Cost of funds

(ii) Credit spread of borrowers

(iii) Servicing Cost of a financial asset

(iv) Discount rate

Loan portfolio	Fair valuation as at March 31, 2022	Fair valuation as at March 31, 2021
Monthly	1,46,330.73	64,996.63
Weekly	65,938.08	33,848.44
<b>Total</b>	<b>2,12,268.82</b>	<b>98,845.07</b>

Fair value measurement of Financial Assets sensitivity to significant unobservable inputs as at the end of each reporting period is as follows:

Particulars	Fair valuation as at March 31, 2022	Fair valuation as at March 31, 2021
<b>Impact on fair value if change in risk adjusted discount rate</b>		
- Impact due to increase of 0.50 %	(916.00)	(406.50)
- Impact due to decrease of 0.50 %	922.00	408.90
<b>Impact on fair value if change in probability of default (PD)</b>		
- Impact due to increase of 0.50 %	(316.00)	(135.80)
- Impact due to decrease of 0.50 %	317.00	136.10
<b>Impact on fair value if change in loss given default (LGD)</b>		
- Impact due to increase of 0.50 %	(89.00)	(41.30)
- Impact due to decrease of 0.50 %	89.00	41.40

**Reconciliation**

The following tables show the reconciliation of the opening and closing amounts of Level 3 financial assets and liabilities measured at fair value:

Particulars	As at 31st March 2022		As at 31st March 2021	
	Loan assets	Preference Shares other than those that qualify as Equity	Loan assets	Preference Shares other than those that qualify as Equity
Opening balance	98,845.07	-	2,04,018.92	-
Loan originated / Preference shares issued	2,06,558.91	15,000.00	54,691.20	-
Sales/derecognition	(32,655.95)	-	(76,599.32)	-
Total gain and losses	-	-	-	-
in profit and loss	-	-	-	-
in OCI	4,491.27	213.00	(3,174.60)	-
Settlements / conversion	(64,970.47)	-	(80,091.13)	-
<b>Closing balance</b>	<b>2,12,268.82</b>	<b>15,213.00</b>	<b>98,845.07</b>	<b>-</b>



**Muthoot FinCorp Limited****Notes to the Consolidated Financial Statements for the year ended 31st March 2022***(Amount in INR Lakhs, except share data and unless otherwise stated)***Fair Value Measurement (contd...)****Fair value of financial instruments not measured at fair value**

Set out below is a comparison, by class, of the carrying amounts and fair values of the Company's financial instruments that are not carried at fair value in the financial statements. This table does not include the fair values of non-financial assets and non-financial liabilities.

Particulars	Level	Carrying Value		Fair Value	
		As at 31st March, 2022	As at 31st March, 2021	As at 31st March, 2022	As at 31st March, 2021
<b>Financial assets</b>					
Cash and cash equivalents	1	3,15,233.84	98,979.83	3,15,233.84	98,979.83
Bank Balance other than above	1	41,618.70	40,187.25	41,618.70	40,187.25
Trade receivables	3	4,235.12	2,748.83	4,235.12	2,748.83
Loans	3	20,59,598.71	21,92,281.46	20,59,598.71	21,92,281.46
Investments - at amortised cost	3	987.91	1,287.91	987.91	1,287.91
Other Financial assets	3	14,265.13	20,997.25	14,265.13	20,997.25
<b>Financial assets</b>		<b>24,35,939.41</b>	<b>23,56,482.53</b>	<b>24,35,939.41</b>	<b>23,56,482.53</b>
<b>Financial Liabilities</b>					
Payable	3	6,102.19	2,419.57	6,102.19	2,419.57
Debt securities	3	4,47,341.02	4,82,831.10	4,47,341.02	4,82,831.10
Borrowings (other than debt securities)	3	16,01,092.04	14,56,521.18	16,01,092.04	14,56,521.18
Lease Liabilities		74,233.11	55,998.56	74,233.11	55,998.56
Subordinated liabilities	3	2,41,026.38	2,52,008.33	2,41,026.38	2,52,008.33
Other financial liabilities	3	76,549.74	70,330.07	76,549.74	70,330.07
<b>Financial Liabilities</b>		<b>24,46,344.48</b>	<b>23,20,108.79</b>	<b>24,46,344.48</b>	<b>23,20,108.79</b>

**Valuation techniques****Short-term financial assets and liabilities**

For financial assets and financial liabilities that have a short-term maturity (less than twelve months), the carrying amounts, which are net of impairment, are a reasonable approximation of their fair value. Such instruments include: cash and balances, Trade receivables, balances other than cash and cash equivalents and trade payables without a specific maturity. Such amounts have been classified as Level 3 on the basis that no adjustments have been made to the balances in the balance sheet.

**Loans and advances to customers**

The fair values of loans and receivables are estimated by discounted cash flow models that incorporate assumptions for credit risks, probability of default and loss given default estimates. Since comparable data is not available, credit risk is derived using historical experience, management view and other information used in its collective impairment models.

Fair values of portfolios are calculated using a portfolio-based approach, grouping loans as far as possible into homogenous groups based on similar characteristics ie, type of loan. The Company then calculates and extrapolates the fair value to the entire portfolio using Effective interest rate model that incorporate interest rate estimates considering all significant characteristics of the loans. The credit risk is applied as a top-side adjustment based on the collective impairment model incorporating probability of defaults and loss given defaults. Hence, the carrying amount of such financial assets at amortised cost net of impairment loss allowance is of reasonable approximation of their fair value.

**Financial liability at amortised cost**

The fair values of financial liability held-to-maturity are estimated using a effective interest rate model based on contractual cash flows using actual yields. Since the cost of borrowing on the reporting date is not expected to be significantly different from the actual yield considered under effective interest rate model, the carrying value of financial liabilities at amortised cost is considered a reasonable approximation of their fair value.

**Muthoot FinCorp Limited****Notes to the Consolidated Financial Statements for the year ended 31st March 2022***(Amount in INR Lakhs, except share data and unless otherwise stated)***41 Segment Reporting**

The Board of Directors and the Managing Director of the Company together constitute the Chief Operating Decision Maker (“CODM”). Operating segment are components of the Group whose operating results are regularly reviewed by the CODM to make decisions about resources to be allocated to the segment and assess its performance and for which discrete financial information is available. The Group is engaged primarily on the business of “Financing” only, taking into account the risks and returns, the organization structure and the internal reporting systems. All the operations of the Group are in India. All non-current assets of the Group are located in India. Accordingly, there are no separate reportable segments as per Ind AS 108 – “Operating Segments”.

**42 Change in liabilities arising from financing activities**

Particulars	As at 31st March, 2021	Cash Flows	Changes in fair value (gain)/loss	Ind AS 116 - Lease Liabilities	Others	As at 31st March, 2022
Debt Securities	4,82,831.10	(35,218.61)	-	-	(271.47)	4,47,341.02
Borrowings other than debt securities	14,56,521.18	1,46,692.17	-	-	(2,121.31)	16,01,092.04
Lease Liabilities	55,998.56	(19,575.16)	-	37,809.72	-	74,233.11
Subordinated Liabilities	2,52,008.33	(9,201.75)	-	-	(1,780.20)	2,41,026.38
<b>Total liabilities from financing activities</b>	<b>22,47,359.16</b>	<b>82,696.65</b>	<b>-</b>	<b>37,809.72</b>	<b>(4,172.98)</b>	<b>23,63,692.55</b>

Particulars	As at 1st April, 2020	Cash Flows	Changes in fair value (gain)/loss	Ind AS 116 - Lease Liabilities	Others	As at 31st March, 2021
Debt Securities	1,09,054.22	3,75,224.21	-	-	(1,447.34)	4,82,831.10
Borrowings other than debt securities	13,28,899.61	1,26,788.46	-	-	833.11	14,56,521.18
Lease Liabilities	54,580.21	(18,139.06)	-	19,557.41	-	55,998.56
Subordinated Liabilities	2,62,660.24	(10,780.60)	-	-	128.69	2,52,008.33
<b>Total liabilities from financing activities</b>	<b>17,55,194.28</b>	<b>4,73,093.02</b>	<b>-</b>	<b>19,557.41</b>	<b>(485.55)</b>	<b>22,47,359.16</b>

&lt;This section has been intentionally left blank&gt;

## Muthoot FinCorp Limited

### Notes to the Consolidated Financial Statements for the year ended 31st March 2022

(Amount in INR Lakhs, except share data and unless otherwise stated)

#### 43 Risk Management

The Group's principal financial liabilities comprise of borrowings and trade and other payables. The main purpose of these financial liabilities is to finance and support the Group's operations. The Group's principal financial assets include loans, investments, cash and cash equivalents, trade receivables and other receivables that derive directly from its operations.

As a financial lending institution, Group is exposed to various risks that are related to lending business and operating environment. The principal objective in Group's risk management processes is to measure and monitor the various risks that Group is subject to and to follow policies and procedures to address such risks.

The Groups Risk Management Committee (RMC) comprise of the Board of directors constituted in accordance with the RBI rules. The RMC has overall responsibility for overseeing the implementation of the Risk Management Policy. The committee meets on a quarterly basis to review the risk management practices and working of the risk management department. The committee is chaired by an Independent Director. Risk Management Department periodically places its report to the committee for review. The committee's suggestions for improving the risk management practices are implemented by the Risk Management Department.

The Group has implemented comprehensive policies and procedures to assess, monitor and manage risk throughout the Group. The risk management process is continuously reviewed, improved and adapted in the changing risk scenario and the agility of the risk management process is monitored and reviewed for its appropriateness in the changing risk landscape. The process of continuous evaluation of risks includes taking stock of the risk landscape on an event-driven basis. The Group has an elaborate process for risk management. Major risks identified by the businesses and functions are systematically addressed through mitigating actions on a continuing basis.

The major type of risk Group faces in business are credit risk, liquidity risk, market risk and operational risk.

#### I) Credit Risk

Credit risk is the risk that a customer or counterparty will default on its contractual obligations resulting in financial loss to the Group. The Group's major income generating activity is gold loan, housing loan, microfinance loan personal loans and others.

The Group addressess credit risk through following major processess:

- Standardize the process of identifying new risks and designing appropriate controls for these risks
- Minimize losses due to defaults or untimely payments by borrowers
- Maintain an appropriate credit administration and loan review system
- Establish metrics for portfolio monitoring
- Design appropriate credit risk mitigation techniques
- Structured and standardised credit approval process
- Verification of credit history from credit bureau agencies, personal verification of customers business and residence
- Technical and Legal Verification
- Comprehensive credit risk assessment and cash flow analysis

In order to mitigate the impact of credit risk in the future profitability, the Company makes reserves basis the expected credit loss (ECL model) for the outstanding loans.

#### A) Impairment Assessment

The Group's impairment assessment and measurement approach is set out in this note. It should be read in conjunction with the Summary of significant accounting policies.

#### Definition of default and cure

The Group considers a financial instrument defaulted and therefore Stage 3 (credit-impaired) for ECL calculations in all cases when the borrower becomes 90 days past due on its contractual payments.

As a part of a qualitative assessment of whether a customer is in default, the Group also considers a variety of instances that may indicate unlikeliness to pay. When such events occur, the Group carefully considers whether the event should result in treating the customer as defaulted and therefore assessed as Stage 3 for ECL calculations or whether Stage 2 is appropriate.

It is the Group's policy to consider a financial instrument as 'cured' and therefore re-classified out of Stage 3 when none of the default criteria have been present for at least three consecutive months. The decision whether to classify an asset as Stage 2 or Stage 1 once cured depends on the updated credit grade, at the time of the cure, and whether this indicates there has been a significant increase in credit risk compared to initial recognition.

Rating	Loans Days past due (DPD)	Stages
High grade	Not yet due	Stage I
Standard grade	1-30 DPD	Stage I
Sub-standard grade	31-60 DPD	Stage II
Past due but not impaired	61-89 DPD	Stage II
Individually impaired	90 DPD or More	Stage III

**Exposure at Default (EAD)**

The outstanding balance as at the reporting date is considered as EAD by the Group.

**Probability of default (PD)**

The Probability of Default is an estimate of the likelihood of default over a given time horizon. To calculate the ECL for a Stage 1 loan, the Group assesses the possible default events within 12 months for the calculation of the 12 month ECL. For Stage 2 and Stage 3 financial assets, the exposure at default is considered for events over the lifetime of the instruments. The Group uses historical information where available to determine PD. Considering the different products and schemes, the Group has bifurcated its loan portfolio into various pools. PD is calculated using Incremental 90 day DPD approach considering fresh slippage using historical information. Based on its review of macro-economic developments and economic outlook, the Group has assessed that no adjustment is required for temporary overlays to determine qualitative impact on its PD's as at 31st March 2022 and 31st March 2021.

**Loss Given Default (LGD)**

The Loss Given Default is an estimate of the loss arising in the case where a default occurs at a given time. It is based on the difference between the contractual cash flows due and those that the Group expects to receive.

LGD Rates have been computed internally based on the discounted recoveries in NPA accounts that are closed/ written off/ repossessed and upgraded during the year.

When estimating ECLs on a collective basis for a group of similar assets, the Group applies the same principles for assessing whether there has been a significant increase in credit risk since initial recognition.

**Significant Increase in credit risk**

The internal rating model evaluates the loans on an ongoing basis. The rating model also assesses if there has been a significant increase in credit risk since the previously assigned risk grade. One key factor that indicates significant increase in credit risk is when contractual payments are more than 30 days past due.

**II) Liquidity risk****Asset Liability Management (ALM)**

Liquidity risk refers to the risk that the Group may not meet its financial obligations. Liquidity risk arises due to the unavailability of adequate funds at an appropriate cost or tenure. The objective of liquidity risk management, is to maintain sufficient liquidity and ensure that funds are available for use as per requirements. The Group consistently generates sufficient cash flows from operating and financial activities to meet its financial obligations as and when they fall due. Our resource mobilisation team sources funds from multiple sources, including from banks, financial institutions, capital & retail markets to maintain a healthy mix of sources. The resource mobilisation team is responsible for diversifying fund raising sources, managing interest rate risks and maintaining a strong relationship with banks, financial institutions, mutual funds, insurance companies, other domestic and foreign financial institutions and rating agencies to ensure the liquidity risk is well addressed.

<This section has been intentionally left blank>

The table below shows the maturity pattern of the assets and liabilities:

**Maturity pattern of assets and liabilities as on 31st March 2022:**

Particulars	Upto 1 month	1 to 2 months	2 to 3 months	3 to 6 months	6 months to 1 year	1 to 3 years	3 to 5 years	Over 5 years	Total
Cash and cash equivalents	3,07,990.67	2,405.67	1,180.50	-	3,657.00	-	-	-	3,15,233.84
Bank Balance other than (a) above	6,916.52	-	697.77	9,156.46	13,683.19	11,013.08	151.68	-	41,618.70
Receivables	3,798.54	24.75	19.67	59.02	333.14	-	-	-	4,235.12
Loans	3,26,665.99	1,03,696.85	1,21,465.22	6,51,574.59	7,58,615.07	1,65,092.38	22,947.62	1,16,435.06	22,66,492.77
Investments	3,761.56	629.50	-	596.89	1,200.00	1,511.72	-	2,573.04	10,272.71
Other Financial assets	2,556.28	337.64	165.22	499.56	1,132.35	4,661.38	737.87	4,174.83	14,265.13
<b>Total</b>	<b>6,51,689.56</b>	<b>1,07,094.40</b>	<b>1,23,528.39</b>	<b>6,61,886.52</b>	<b>7,78,620.75</b>	<b>1,82,278.56</b>	<b>23,837.16</b>	<b>1,23,182.92</b>	<b>26,52,118.27</b>
Payables	197.39	146.30	-	-	-	-	-	-	343.69
Other Payables	5,578.53	131.15	2.32	11.75	3.26	16.98	14.51	-	5,758.50
Debt Securities	28,738.06	12,441.67	15,054.30	21,457.73	82,046.65	2,30,380.14	44,745.81	12,476.68	4,47,341.02
Borrowings (other than Debt Securities)	57,425.88	51,136.15	57,501.68	2,09,159.77	7,91,480.69	3,70,643.71	37,938.85	25,805.30	16,01,092.04
Subordinated Liabilities	5,173.45	2,746.57	2,088.25	8,396.96	27,591.58	74,996.73	40,621.54	79,411.31	2,41,026.38
Other Financial liabilities	18,585.98	2,614.18	2,000.61	6,553.14	22,341.62	32,078.45	5,991.94	1,596.82	91,762.74
<b>Total</b>	<b>1,15,699.30</b>	<b>69,216.00</b>	<b>76,647.15</b>	<b>2,45,579.36</b>	<b>9,23,463.80</b>	<b>7,08,116.00</b>	<b>1,29,312.65</b>	<b>1,19,290.11</b>	<b>23,87,324.37</b>

**Maturity pattern of assets and liabilities as on 31st March 2021:**

Particulars	Upto 1 month	1 to 2 months	2 to 3 months	3 to 6 months	6 months to 1 year	1 to 3 years	3 to 5 years	Over 5 years	Total
Cash and cash equivalents	97,655.94	37.68	1,286.21	-	-	-	-	-	98,979.83
Bank Balance other than (a) above	15,005.66	851.93	1,347.58	2,395.10	8,711.99	11,502.63	372.37	-	40,187.25
Receivables	2,742.91	5.92	-	-	-	-	-	-	2,748.83
Loans	5,58,324.36	2,22,144.63	2,59,826.00	7,38,694.00	2,62,192.25	1,30,308.29	18,892.76	1,00,245.17	22,90,627.47
Investments	2,952.48	-	-	-	300.00	1,111.40	1,000.00	1,196.59	6,560.46
Other Financial assets	1,991.29	102.98	396.33	906.06	8,369.25	7,502.82	343.90	1,384.61	20,997.25
<b>Total</b>	<b>6,78,672.64</b>	<b>2,23,143.14</b>	<b>2,62,856.12</b>	<b>7,41,995.16</b>	<b>2,79,573.49</b>	<b>1,50,425.14</b>	<b>20,609.03</b>	<b>1,02,826.37</b>	<b>24,60,101.09</b>
Payables	176.93	95.58	-	-	-	-	-	-	272.51
Other Payables	1,808.61	67.51	270.93	-	-	-	-	-	2,147.06
Debt Securities	-	-	12,521.76	3,032.44	2,00,692.15	2,18,301.38	48,283.38	-	4,82,831.10
Borrowings (other than Debt Securities)	26,787.71	27,114.94	2,29,651.67	2,00,796.54	6,33,930.00	2,51,747.86	38,864.35	47,628.11	14,56,521.18
Subordinated Liabilities	3,242.44	4,515.61	5,101.30	15,839.18	28,203.06	94,922.64	41,860.83	58,323.27	2,52,008.33
Other Financial liabilities	23,871.83	1,294.82	2,498.38	6,426.18	8,470.59	18,428.00	5,804.81	3,535.46	70,330.07
<b>Total</b>	<b>55,887.51</b>	<b>33,088.45</b>	<b>2,50,044.05</b>	<b>2,26,094.34</b>	<b>8,71,295.80</b>	<b>5,83,399.88</b>	<b>1,34,813.38</b>	<b>1,09,486.84</b>	<b>22,64,110.24</b>

**III) Market risk**

Market Risk is the risk that the fair value or the future cash flows of a financial instrument will fluctuate because of changes in market factor. Such changes in the values of financial instruments may result from changes in the interest rates and other market changes. The Group is exposed to two types of market risk as follows:

**Interest rate risk**

Interest rate risk is the risk that the future cash flows of a financial instrument will fluctuate because of changes in market interest rates. The Group is subject to interest rate risk, principally because we lend to clients at fixed interest rates and for periods that may differ from our funding sources, while our borrowings are at both fixed and variable interest rates for different periods. We assess and manage our interest rate risk by managing our assets and liabilities. Our Asset Liability Management Committee evaluates asset liability management, and ensures that all significant mismatches, if any, are being managed appropriately.

The following table demonstrates the sensitivity to a reasonably possible change in the interest rates on the portion of borrowings affected. With all other variables held constant, the profit before taxes affected through the impact on floating rate borrowings, debt securities and subordinate liabilities are as follows:

Particulars	31st March 2022	31st March 2021
<b>On Borrowings</b>		
1% increase	(15,288.07)	(13,926.54)
1% decrease	15,288.07	13,926.54

Particulars	31st March 2022	31st March 2021
<b>On Debt Securities</b>		
1% increase	4,650.86	2,959.41
1% decrease	(4,650.86)	(2,959.41)

Particulars	31st March 2022	31st March 2021
<b>On Subordinate Liabilities</b>		
1% increase	2,465.17	2,573.34
1% decrease	(2,465.17)	(2,573.34)

**Price risk**

Equity price risk is the risk that the fair value of equities decreases as the result of changes in level of equity indices and individual stocks. The trading and non-trading equity price risk exposure arises from equity securities classified at FVTPL and FVOCI respectively”.

A 10% increase/(decrease) in the equity price (traded and non-traded) would have the impact as follows:

Particulars	Increase/ (Decrease) in percentage	Sensitivity of profit or loss	Sensitivity of Other Comprehensive Income
As at March 31, 2022	10/(10)	432.28 / (432.28)	354.10 / (354.10)
As at March 31, 2021	10/(10)	39.69 / (39.69)	287.40 / (287.40)

**Prepayment risk**

Prepayment risk is the risk that the Group will incur a financial loss because its customers and counterparties repay or request repayment earlier or later than expected.

**Operational and business risk**

Operational risk is the risk of loss arising from systems failure, human error, fraud or external events. When controls fail to operate effectively, operational risks can cause damage to reputation, have legal or regulatory implications, or lead to financial loss. The Group cannot expect to eliminate all operational risks, but it endeavours to manage these risks through a control framework and by monitoring and responding to potential risks. Controls include effective segregation of duties, access, authorisation and reconciliation procedures, staff education and assessment processes, such as the use of internal audit.

<This section has been intentionally left blank>

#### **44 Impact of Covid-19**

The after effects of the COVID-19 pandemic and resultant restrictions have continued to have its impact on economic activity during the year ended March 31, 2022. However, this has not resulted in a significant impact on the operations / financial position of the Group, though there has been an expected level of stress in collections and higher gold auctions during the year.

The Group continues to assess the impact of the COVID-19 pandemic on its liquidity and ability to repay its obligations as and when they fall due and the management believes that the Group will be able to pay its obligations as and when these become due in the foreseeable future. The Group would continue to focus on maintaining adequate capital and ensuring liquidity at all points in time. The Group has recorded a management overlay allowance of INR 4,796.75 (P.Y. INR 4,613.89) in its Expected Credit Loss provision in view of the circumstances following the pandemic, based on the information available at this time.

<This section has been intentionally left blank>

**Muthoot FinCorp Limited**

**Notes to the Consolidated Financial Statements for the year ended 31st March 2022**

*(Amount in INR Lakhs, except share data and unless otherwise stated)*

**45 Disclosures under the Listing Agreement for Debt Securities**

**(i) Debenture Trustees:**

**Trustees for Public Issue**

SBICAP Trustee Company Limited  
Mistry Bhavan, 4th Floor, 122  
Dinshaw Vachha Road,  
Churchgate, Mumbai - 400020  
Tel : 022-4302 5555  
Fax : 022-22040465  
Email : corporate@sbicaptrustee.com

**Trustees for Perpetual Debt Instrument**

Vistra ITCL (India) Limited (formerly IL&FS Trust Company Limited)  
The IL&FS Financial Centre,  
Plot C- 22, G Block,  
Bandra Kurla Complex,  
Bandra(E), Mumbai 400051  
Tel +91 22 2659 3535  
Fax +91 22 26533297  
Email: mumbai@vistra.com

**Trustees for Listed Private Placement & Public Issue**

Catalyst Trusteeship Limited  
GDA House, Plot No 85, Bhusari Colony (Right),  
Paud Road, Pune – 411 038, Maharashtra  
Office: +91 20 2528 0081  
Fax: +91 20 2528 0275  
Email: dt@ctltrustee.com

**Trustees for Public Issue & Private Placement**

Vardhman Trusteeship Private Limited  
The Capital, 412 A. 4th Floor,  
A-Wing, Bandra Kurla Complex  
Bandra (East), Mumbai 400 051, Maharashtra  
Tel: +91 22 4264 8335  
E-mail: corporate@vardhmantrustee.com

**(ii) Security:**

1. Privately Placed Secured Debentures are secured by subservient charge on all current assets of the Company, both present and future (as more specifically disclosed in Note 17).
2. Covered Bond issued by the Company in the nature of secured, redeemable, listed non-convertible debentures on a private placement basis is secured by way of first ranking pari passu charge by way of mortgage over, certain immovable property of the Company and is covered by receivables against a pool of gold loans originated by the Company amounting to a minimum cover of prescribed times the value of the aggregate principal amount outstanding on the Debentures including accrued Coupon thereon, Default Interest accrued thereon. (as more specifically disclosed in Note 17).
3. Debentures issued by way of public issue are secured by exclusive mortgage and first charge over certain immovable property of the Company and subservient charge with existing secured creditors, on certain loan receivables (both present and future) of the Company, to be held on pari passu basis among the present and / or future NCD holder (as more specifically disclosed in Note 17).
4. Listed Debentures privately placed under Targeted Long-Term Repo Operations (TLTRO) is secured by first pari-passu charge on the present and future current assets of the Company along with other lenders and NCD investors with a prescribed asset coverage ratio of the value of the outstanding principal amounts of the Debentures. (as more specifically disclosed in Note 17).

**(iii) Utilisation of Funds raised by way of Public Issue of Debt Securities:**

The Group has utilised the Net Proceeds raised by way of allotment of Public Issue of Debt Securities and other Listed Debt Securities, in accordance with the Objects of such issue of debt securities. As at March 31, 2022, no portion of such allotted proceeds remain unutilized.



**(iv)Others:**

<b>Particulars</b>	<b>At 31st March, 2022</b>	<b>At 31st March, 2021</b>
Loans & advances in the nature of loans to subsidiaries	Nil	Nil
Loans & advances in the nature of loans to associates	Nil	Nil
Loans & advances in the nature of loans where there is-		
(i) no repayment schedule or repayment beyond seven years	Nil	Nil
(ii) no interest or interest below section 186 of the Companies Act	Nil	Nil
Loans & advances in the nature of loans to other firms/companies in which directors are interested	693.33	293.71

46 There are no amounts due and outstanding to be credited to the Investor Education and Protection Fund established under Section 125 of the Companies Act, 2013.

**47 Business combinations and acquisition of non-controlling interests**

The Company has not subscribed to equity shares of any of its subsidiaries during the year (Previous Year: Nil).

48 The previous year figures have been reclassified and regrouped wherever required.

<This section has been intentionally left blank>

**Muthoot FinCorp Limited**

**Notes to the Consolidated Financial Statements for the year ended 31st March 2022**

(Amount in INR Lakhs, except share data and unless otherwise stated)

**49 Additional information as required by Paragraph 2 of the General Instructions for Preparation of Consolidated Financial Statements to Schedule III to the Companies Act, 2013**

Name of the entity in the Group	Net assets, i.e. total assets minus total liabilities as at 31st March 2022		Share in profit or loss for the year ended 31st March 2022		Share in other comprehensive income for the year ended 31st March 2022	
	As a % of consolidated net assets	Amount	As a % of consolidated profit/loss	Amount	As a % of consolidated other comprehensive income	Amount
<b>Parent</b>						
Muthoot FinCorp Limited	92.45%	3,44,949.33	84.07%	34,685.13	54.31%	1,807.73
<b>Subsidiaries</b>						
<b>Indian</b>						
1. Muthoot Microfin Limited	22.48%	83,871.92	7.31%	3,015.05	61.77%	2,056.29
2. Muthoot Housing Finance Company Limited	5.14%	19,166.90	3.32%	1,371.02	0.29%	9.52
3. Muthoot Pappachan Technologies Limited	0.00%	(6.02)	0.11%	46.31	(0.07%)	(2.37)
<b>Non-controlling interests in all subsidiaries</b>						
Indian subsidiaries	14.56%	54,336.58	5.05%	2,084.40	35.36%	1,177.00
Other Adjustment / Consol adjustment	(34.63%)	(1,29,202.64)	0.13%	53.21	(51.66%)	(1,719.47)
<b>Total</b>		<b>3,73,116.05</b>		<b>41,255.11</b>		<b>3,328.70</b>

<This section has been intentionally left blank>

# RANGAMANI & CO.,

CHARTERED ACCOUNTANTS

E-mail : [info@rangamani.com](mailto:info@rangamani.com)

Phone: 0484-4034486

1<sup>st</sup> Floor, Aptech Building,  
Pentacoast Mission lane,  
Ambelipadam Road, Vytilla  
Kochi – 682 019

## INDEPENDENT AUDITORS' REPORT

TO THE MEMBERS OF MUTHOOT FINCORP LIMITED

### Report on the Audit of the Consolidated Ind AS Financial Statements

#### Opinion

We have audited the accompanying Consolidated Ind AS Financial Statements of **Muthoot Fincorp Limited, Muthoot Centre, Punnen Road, Trivandrum - 695039** (herein after referred to as "the Holding Company") and its subsidiaries (the Holding Company and its subsidiaries together referred to as "the Group"), which comprise the Consolidated Balance Sheet as at March 31, 2021, the Consolidated Statement of Profit and Loss (including Other Comprehensive Income), the Consolidated Statement of Changes in Equity and the Consolidated Statement of Cash Flows for the year then ended, including the notes to the Consolidated Ind AS Financial Statements, a summary of significant accounting policies and other explanatory information ("Consolidated Ind AS Financial Statements").

In our opinion and to the best of our information and according to the explanations given to us, the aforesaid Consolidated Ind AS Financial Statements give the information required by the Companies Act, 2013 ('the Act') in the manner so required and give a true and fair view in conformity with the Indian Accounting Standards prescribed under Section 133 of the Act read with the Companies (Indian Accounting Standards) Rules, 2015, as amended ('Ind AS') and other accounting principles generally accepted in India, of the consolidated state of affairs of the Group as at March 31, 2021, their consolidated profit including other comprehensive income, their consolidated changes in equity and consolidated cash flows for the year ended on that date.

#### Basis for Opinion

We conducted our audit in accordance with the Standards on Auditing (SAs) specified under section 143(10) of the Companies Act, 2013. Our responsibilities under those Standards are further described in the Auditor's Responsibilities for the Audit of the Consolidated Ind AS Financial Statements section of our report. We are independent of the Group in accordance with the Code of Ethics issued by the Institute of Chartered Accountants of India together with the ethical requirements that are relevant to our audit of the Consolidated Ind AS Financial Statements under the provisions of the Companies Act, 2013 and the Rules thereunder, and we have fulfilled our other ethical responsibilities in accordance with these requirements and the Code of Ethics. We believe that the audit evidence we have obtained and the audit evidence obtained by the other auditors in terms



of their reports referred to in the Other Matters section below, is sufficient and appropriate to provide a basis for our opinion.

### Emphasis of Matter

We draw attention to Note 45 to the consolidated Ind AS financial statements, relating to the impact of Covid-19 Pandemic, in which the management has discussed the impact on the Group and the environment in which it operates. Our opinion is not modified in respect of this matter.

### Key Audit Matters

Key audit matters are those matters that, in our professional judgement, were of most significance in our audit of the Consolidated Ind AS Financial Statements. These matters were addressed in the context of our audit of the Consolidated Ind AS Financial Statements as a whole, and in forming our opinion thereon, and we do not provide a separate opinion on these matters. For each matter below, our description of how our audit addressed the matter is provided in that context.

We have determined the matters described below to be the key audit matters to be communicated in our report.

Key audit matters	How our audit addressed the key audit matter
<p><b>a) Computation of provision towards impairment of loan assets (Refer Note 8 of the accompanying financial statements)</b></p> <p>As at March 31, 2021, the Group had reported total Impairment loss allowance of Rs. 46,910.62 lakhs (March 31, 2020 - Rs. 43,013.55 lakhs).</p> <p>A significant degree of judgement is required to determine the timing and amount of Impairment loss allowance to be recognized with respect to loans assets. Based on our risk assessment, the following are the significant judgements and estimates, that impact Impairment loss allowance:</p> <ul style="list-style-type: none"> <li>- Completeness and timing of recognition of default, in accordance with the prudential norms on Income Recognition, Asset Classification and Provisioning pertaining to Loan assets;</li> </ul>	<p>The audit procedures performed, among others, included:</p> <ul style="list-style-type: none"> <li>- Considering the Group's policies &amp; processes for NPA identification and provisioning and assessing compliance with the RBI norms.</li> <li>- Understanding, evaluating and testing the design and effectiveness of key controls around identification of impaired accounts by the Holding Company.</li> <li>- Performing other procedures including substantive audit procedures covering the identification of NPAs of the Holding Company such as: <ul style="list-style-type: none"> <li>• Reading account statements and related information of the borrowers on sample basis.</li> </ul> </li> </ul>



Measurement of provision is dependent on the probability of default (PD) and loss given default (LGD) of each category of loan asset. Identification of PD and LGD involves significant judgements and estimates related to forward looking information.

**Additional considerations on account of COVID-19**

Pursuant to the Reserve Bank of India circulars allowing lending institutions to offer moratorium to borrowers, the Group has extended moratorium to its borrowers in accordance with its Board approved policy.

In Management's view and considering the guidance provided by the Institute of Chartered Accountants of India; providing moratorium to borrowers, based on RBI directives, by itself is not considered to result in a significant increase in credit risk with respect to such borrowers. The Group has recorded a Management overlay as part of its ECL, estimating the risk of deterioration in macro-economic factors caused by COVID-19 pandemic.

In view of the high degree of Management's judgment involved in estimation of ECL, accentuated by the COVID-19 pandemic, it is a key audit matter.

**(b) IT Systems and Controls**

The Group's key financial accounting and reporting processes are highly dependent on the automated controls in information systems. We have considered this as Key Audit Matter as

- Performing inquiries with credit and risk departments to ascertain if there were indicators of stress or an occurrence of an event of default in a particular loan account or any product category which needed to be considered as NPA.
- Holding discussions with the management on sectors where there is perceived credit risk and the steps taken to mitigate the risks to identified sectors.

Tested on sample basis the calculation performed by the management for impairment loss allowance & the realizable value of assets provided as security against loans classified as non-performing for computing the Impairment Loss Allowance.

Verifying if the Impairment Loss Allowance computed as per ECL norms satisfy the minimum provision requirement as per RBI regulations.

Read and assessed the Group's policy with respect to moratorium pursuant to the relevant RBI circulars and tested the implementation of such policy on a sample basis.

As a result of the above audit procedures no material differences were noted.

We tested a sample of key controls operating over the information technology in relation to financial accounting and reporting systems, including system access and system



any control lapses, incorrect input data and wrong extraction of data may result in the financial accounting and reporting records being misstated.

We have focused on user access management, change management, segregation of duties, system reconciliation controls and system application controls over key financial accounting and reporting systems.

change management, program development and computer operations.

We tested the design and operating effectiveness of key controls over user access management which includes granting access right, new user creation, removal of user rights and preventative controls designed to enforce segregation of duties.

Based on our review no weakness was found in the IT Systems and Controls.

### **Information other than the Financial Statements and Auditor's Report thereon**

The Holding Company's Board of Directors is responsible for the other information. The other information comprises the information included in the Annual Report, but does not include the Consolidated Ind AS Financial Statements, Standalone Ind AS Financial Statements and our auditor's report thereon. The Annual Report is expected to be made available to us after the date of this auditor's report.

Our opinion on the Consolidated Ind AS Financial Statements does not cover the other information and we will not express any form of assurance conclusion thereon.

In connection with our audit of the Consolidated Ind AS Financial Statements, our responsibility is to read the other information, compare with the financial statements of the subsidiaries audited by the other auditors, to the extent it relates to this entity and, in doing so, place reliance on the work of the other auditors and consider whether the other information is materially inconsistent with the Consolidated Ind AS Financial Statements or our knowledge obtained during the course of our audit or otherwise appears to be materially misstated. Other information so far as it relates to subsidiary companies, is traced from their financial statements audited by the other auditors.

When we read the Annual Report, if we conclude that there is a material misstatement therein, we are required to communicate the matter to those charged with governance.

### **Responsibilities of Management and Those Charged with Governance for the Consolidated Ind AS Financial Statements**

The Holding Company's Board of Directors is responsible for the matters stated in section 134(5) of the Companies Act, 2013 with respect to the preparation of these Consolidated Ind AS Financial Statements that give a true and fair view of the consolidated financial position, consolidated financial performance, consolidated changes in equity and consolidated cash flows of the Group in accordance with the accounting principles generally accepted in India, including the Accounting Standards specified under section 133 of the Act. The respective Board of Directors of the companies included in the Group are responsible for maintenance of adequate accounting records in accordance with the provisions of the Act for safeguarding of the assets of the Group and for preventing and detecting frauds and other irregularities; selection and application of appropriate



accounting policies; making judgments and estimates that are reasonable and prudent; and design, implementation and maintenance of adequate internal financial controls, that were operating effectively for ensuring the accuracy and completeness of the accounting records, relevant to the preparation and presentation of the financial statements that give a true and fair view and are free from material misstatement, whether due to fraud or error, which have been used for the purpose of preparation of the consolidated financial statements by the Directors of the Holding Company, as aforesaid.

In preparing the Consolidated Ind AS Financial Statements, the respective Board of Directors of the companies included in the Group are responsible for assessing the Group's ability to continue as a going concern, disclosing, as applicable, matters related to going concern and using the going concern basis of accounting unless the management either intends to liquidate or to cease operations, or has no realistic alternative but to do so.

The respective Board of Directors of the companies included in the Group are also responsible for overseeing the financial reporting process of the Group.

### **Auditor's Responsibilities for the Audit of the Financial Statements**

Our objectives are to obtain reasonable assurance about whether the Consolidated Ind AS Financial Statements as a whole are free from material misstatement, whether due to fraud or error, and to issue an auditor's report that includes our opinion. Reasonable assurance is a high level of assurance, but is not a guarantee that an audit conducted in accordance with SAs will always detect a material misstatement when it exists. Misstatements can arise from fraud or error and are considered material if, individually or in the aggregate, they could reasonably be expected to influence the economic decisions of users taken on the basis of these Consolidated Ind AS Financial Statements.

As part of an audit in accordance with SAs, we exercise professional judgment and maintain professional skepticism throughout the audit. We also:

- Identify and assess the risks of material misstatement of the consolidated financial statements, whether due to fraud or error, design and perform audit procedures responsive to those risks, and obtain audit evidence that is sufficient and appropriate to provide a basis for our opinion. The risk of not detecting a material misstatement resulting from fraud is higher than for one resulting from error, as fraud may involve collusion, forgery, intentional omissions, misrepresentations, or the override of internal control.
- Obtain an understanding of internal control relevant to the audit in order to design audit procedures that are appropriate in the circumstances. Under section 143(3)(i) of the Companies Act, 2013, we are also responsible for expressing our opinion on whether the Holding Company has adequate internal financial controls system in place and the operating effectiveness of such controls.
- Evaluate the appropriateness of accounting policies used and the reasonableness of accounting estimates and related disclosures made by management.
- Conclude on the appropriateness of management's use of the going concern basis of accounting and, based on the audit evidence obtained, whether a material uncertainty



exists related to events or conditions that may cast significant doubt on the Group's ability to continue as a going concern. If we conclude that a material uncertainty exists, we are required to draw attention in our auditor's report to the related disclosures in the Consolidated Ind AS Financial Statements or, if such disclosures are inadequate, to modify our opinion. Our conclusions are based on the audit evidence obtained up to the date of our auditor's report. However, future events or conditions may cause the Group to cease to continue as a going concern.

- Evaluate the overall presentation, structure and content of the Consolidated Ind AS Financial Statements, including the disclosures, and whether the Consolidated Ind AS Financial Statements represent the underlying transactions and events in a manner that achieves fair presentation.
- Obtain sufficient appropriate audit evidence regarding the financial information of the entities or business activities within the Group to express an opinion on the consolidated financial statements. We are responsible for the direction, supervision and performance of the audit of the financial statements of such entities or business activities included in the consolidated financial statements of which we are the independent auditors. For the subsidiaries included in the consolidated financial statements, which have been audited by other auditors, such other auditor shall remain responsible for the direction, supervision and performance of the audits carried out by them. We remain solely responsible for our audit opinion.

Materiality is the magnitude of misstatements in the Consolidated Ind AS Financial Statements that, individually or in aggregate, makes it probable that the economic decisions of a reasonably knowledgeable user of the Consolidated Ind AS Financial Statements may be influenced. We consider quantitative materiality and qualitative factors in planning the scope of our audit work and in evaluating the results of our work; and to evaluate the effect of any identified misstatements in the Consolidated Ind AS Financial Statements.

We communicate with those charged with governance of the Holding Company regarding, among other matters, the planned scope and timing of the audit and significant audit findings, including any significant deficiencies in internal control that we identify during our audit.

We also provide those charged with governance with a statement that we have complied with relevant ethical requirements regarding independence, and to communicate with them all relationships and other matters that may reasonably be thought to bear on our independence, and where applicable, related safeguards.

From the matters communicated with those charged with governance, we determine those matters that were of most significance in the audit of the Consolidated Ind AS Financial Statements of the current period and are therefore the key audit matters. We describe these matters in our auditor's report unless law or regulation precludes public disclosure about the matter or when, in extremely rare circumstances, we determine that a matter should not be communicated in our report because of the adverse consequences of doing so would be reasonably be expected to outweigh the public interest benefits of such communication.





## Other Matters

We did not audit the financial statements / financial information of the subsidiaries, whose financial statements reflect total assets of Rs.547,630.54 lakhs as at March 31, 2021, total revenues of Rs.89,374.92 lakhs and net cash flows amounting to Rs.61,921.71 lakhs for the year ended on that date, as considered in the Consolidated Ind AS Financial Statements. These financial statements / financial information have been audited by other auditors whose reports have been furnished to us by the Management and our opinion on the Consolidated Ind AS Financial Statements, in so far as it relates to the amounts and disclosures included in respect of this subsidiaries, and our report in terms of subsection (3) of Section 143 of the Act, in so far as it relates to the aforesaid subsidiaries, is based solely on the reports of the other auditors.

Our opinion is not modified in respect of the above.

## Report on other legal and regulatory requirements

1. As required by Section 143(3) of the Act, based on our audit and on the consideration of the reports of the other auditors on the separate financial statements / financial information of the subsidiaries referred to in Other Matters section above, we report, to the extent applicable that:

(a) We have sought and obtained all the information and explanations which to the best of our knowledge and belief were necessary for the purposes of our audit of the Consolidated Ind AS Financial Statements.

(b) In our opinion, proper books of account as required by law relating to preparation of the aforesaid consolidated financial statements have been kept so far as it appears from our examination of those books and the report of the other auditors.

(c) The Consolidated Balance Sheet, the Consolidated Statement of Profit and Loss (including Other Comprehensive Income), the Consolidated Statement of Changes in Equity and the Consolidated Cash Flow Statement dealt with by this Report are in agreement with the books of account maintained for the purpose of preparation of the consolidated financial statements.

(d) In our opinion, the aforesaid Consolidated Ind AS Financial Statements comply with the Indian Accounting Standards specified under Section 133 of the Act, read with relevant rules issued thereunder.

(e) On the basis of the written representations received from the Directors of the Holding Company as on 31st March, 2021 taken on record by the Board of Directors, and the reports of the statutory auditor of its subsidiaries, none of the directors of the Group Companies is disqualified as on 31st March, 2021 from being appointed as a director in terms of Section 164(2) of the Act.

(f) With respect to the adequacy of the internal financial controls over financial reporting of the Group and the operating effectiveness of such controls, refer to our separate Report in "Annexure A", which is based on the auditors' reports of the Holding company and



subsidiary companies. Our report expresses an unmodified opinion on the adequacy and operating effectiveness of internal financial controls over financial reporting of those companies.

(g) With respect to the other matters to be included in the Auditor's Report in accordance with the requirements of Section 197(16) of the Act, as amended,

In our opinion and to the best of our information and according to the explanations given to us, the remuneration paid by the Holding Company to its directors during the year is in accordance with the provisions of Section 197 of the Act.

(h) With respect to the other matters to be included in the Auditor's Report in accordance with Rule 11 of the Companies (Audit and Auditors) Rules, 2014, in our opinion and to the best of our information and according to the explanations given to us:

- i. The Consolidated Ind AS Financial Statements disclose the impact of pending litigations on the consolidated financial position of the Group;
- ii. The Holding Company and its subsidiaries did not have any long term contracts including derivative contracts for which there were any material foreseeable losses as at March 31, 2021;
- iii. There has been no delay in transferring amounts, required to be transferred, to the Investor Education and Protection Fund by the Holding Company and its subsidiaries.

**For Rangamani & Co.,**  
Chartered Accountants,  
Firm Regn. No. - 003050 S



Place: Kochi  
Date: 28<sup>th</sup> July, 2021

**CA. Jane P Thomas**  
Partner  
Membership No.: 236744  
**UDIN: 21236744AAAACD5056**

## **Annexure A to Independent Auditors' Report**

**Referred to in paragraph 1(f) under 'Report on other legal and regulatory requirements' of the Independent Auditors' Report of even date to the members of Muthoot Fincorp Limited on the Consolidated Ind AS Financial Statements as of and for the year ended March 31, 2021**

**Report on the Internal Financial Controls Over Financial Reporting under Clause (i) of Sub-section 3 of Section 143 of the Companies Act, 2013 ("the Act"):**

In conjunction with our audit of the Consolidated Ind AS Financial Statements of the Company as of and for the year ended March 31, 2021, we have audited the internal financial controls over financial reporting of **Muthoot Fincorp Limited** (hereinafter referred to as "the Holding Company") and its subsidiary companies, which includes internal financial controls over financial reporting of the Company and its subsidiaries.

### **Management's Responsibility for Internal Financial Controls**

The respective Board of Directors of the Holding Company and its subsidiary companies, are responsible for establishing and maintaining internal financial controls based on the internal control over financial reporting criteria established by the respective Companies considering the essential components of internal control stated in the Guidance Note on Audit of Internal Financial Controls Over Financial Reporting issued by the Institute of Chartered Accountants of India. These responsibilities include the design, implementation and maintenance of adequate internal financial controls that were operating effectively for ensuring the orderly and efficient conduct of its business, including adherence to the respective company's policies, the safeguarding of its assets, the prevention and detection of frauds and errors, the accuracy and completeness of the accounting records, and the timely preparation of reliable financial information, as required under the Companies Act, 2013.

### **Auditors' Responsibility**

Our responsibility is to express an opinion on the internal financial controls over financial reporting of the Holding Company and its subsidiary companies, based on our audit. We conducted our audit in accordance with the Guidance Note on Audit of Internal Financial Controls Over Financial Reporting (the "Guidance Note") and the Standards on Auditing, both issued by the ICAI and deemed to be prescribed under section 143(10) of the Companies Act, 2013, to the extent applicable to an audit of internal financial controls. Those Standards and the Guidance Note require that we comply with ethical requirements and plan and perform the audit to obtain reasonable assurance about whether adequate internal financial controls over financial reporting was established and maintained and if such controls operated effectively in all material respects.

Our audit involves performing procedures to obtain audit evidence about the adequacy of the internal financial controls system over financial reporting and their operating effectiveness. Our audit of internal financial controls over financial reporting included obtaining an understanding of internal financial controls over financial reporting, assessing



the risk that a material weakness exists, and testing and evaluating the design and operating effectiveness of internal control based on the assessed risk. The procedures selected depend on the auditor's judgement, including the assessment of the risks of material misstatement of the financial statements, whether due to fraud or error.

We believe that the audit evidence we have obtained and the audit evidence obtained by the other auditors of the subsidiary companies are sufficient and appropriate to provide a basis for our audit opinion on the Group's internal financial controls system over financial reporting.

### **Meaning of Internal Financial Controls Over Financial Reporting**

A company's internal financial control over financial reporting is a process designed to provide reasonable assurance regarding the reliability of financial reporting and the preparation of financial statements for external purposes in accordance with generally accepted accounting principles. A company's internal financial control over financial reporting includes those policies and procedures that; (1) pertain to the maintenance of records that, in reasonable detail, accurately and fairly reflect the transactions and dispositions of the assets of the Company; (2) provide reasonable assurance that transactions are recorded as necessary to permit preparation of financial statements in accordance with generally accepted accounting principles, and that receipts and expenditures of the Company are being made only in accordance with authorisations of management and directors of the Company; and (3) provide reasonable assurance regarding prevention or timely detection of unauthorised acquisition, use, or disposition of the company's assets that could have a material effect on the financial statements.

### **Inherent Limitations of Internal Financial Controls Over Financial Reporting**

Because of the inherent limitations of internal financial controls over financial reporting, including the possibility of collusion or improper management override of controls, material misstatements due to error or fraud may occur and not be detected. Also, projections of any evaluation of the internal financial controls over financial reporting to future periods are subject to the risk that the internal financial control over financial reporting may become inadequate because of changes in conditions, or that the degree of compliance with the policies or procedures may deteriorate.

### **Opinion**

In our opinion, to the best of our information and according to the explanations given to us and based on the consideration of the reports of the other auditors referred to in the Other Matters paragraph below, the Holding Company and its subsidiary companies, have, in all material respects, an adequate internal financial controls system over financial reporting and such internal financial controls over financial reporting were operating effectively as at March 31, 2021, based on the criteria for internal financial control over financial reporting established by the respective companies considering the essential components of internal control stated in the Guidance Note on Audit of Internal Financial Controls Over Financial Reporting issued by the Institute of Chartered Accountants of India.



## Other Matters

Our aforesaid report under Section 143(3)(i) of the Act on the adequacy and operating effectiveness of the internal financial controls over financial reporting insofar as it relates to the subsidiary companies, are based solely on the corresponding reports of the auditors of such company.

Our opinion is not modified in respect of the above matter.

**For Rangamani & Co.,**  
Chartered Accountants,  
Firm Regn. No. - 003050 S



**CA. Jane P Thomas**  
Partner

Membership No.: 236744

**UDIN: 21236744AAAACD5056**

Place: Kochi  
Date: 28<sup>th</sup> July, 2021



**Muthoot FinCorp Limited**
**Consolidated Balance Sheet as at 31st March 2021**
*(Amount in INR Lakhs, except share data and unless otherwise stated)*

Particulars	Note	As at 31st March 2021	As at 31st March 2020
<b>ASSETS</b>			
<b>Financial assets</b>			
Cash and cash equivalents	5	98,979.83	1,50,001.60
Bank Balance other cash and cash equivalent	6	40,147.38	19,625.93
Receivables	7		
Trade Receivables		2,748.82	3,877.77
Loans	8	22,90,627.46	17,52,778.97
Investments	9	6,560.47	8,330.75
Other Financial assets	10	21,037.12	17,150.86
<b>Non-financial Assets</b>			
Current tax assets (Net)		1,977.60	4,547.00
Deferred tax asset (Net)	36	4,963.43	2,993.24
Investment Property	11	30,236.55	30,236.55
Property, Plant and Equipment	12	45,543.44	49,312.84
Capital work -in-progress	13	-	-
Intangible assets under development	14	114.45	87.44
Other Intangible assets	14	1,891.73	1,622.54
Right-of-use assets	15	50,836.70	52,721.97
Other non financial assets	16	32,789.26	30,893.55
<b>Total assets</b>		<b>26,28,454.25</b>	<b>21,24,181.00</b>
<b>LIABILITIES AND EQUITY</b>			
<b>LIABILITIES</b>			
<b>Financial Liabilities</b>			
Payables	17		
(I) Trade Payables			
(i) total outstanding dues of micro enterprises and small enterprises		2.47	4.59
(ii) total outstanding dues of creditors other than micro enterprises and small enterprises		270.03	331.26
(II) Other Payables			
(i) total outstanding dues of micro enterprises and small enterprises		45.85	36.16
(ii) total outstanding dues of creditors other than micro enterprises and small enterprises		2,101.21	37,266.63
Debt Securities	18	4,82,827.96	1,09,054.22
Borrowings (other than debt securities)	19	14,56,408.89	13,28,899.61
Lease Liability	15	55,998.55	54,580.21
Subordinated Liabilities	20	2,52,008.33	2,62,660.24
Other Financial liabilities	21	70,445.49	55,893.66
<b>Non-financial Liabilities</b>			
Current tax liabilities (net)		-	287.56
Provisions	22	2,726.19	2,550.30
Deferred tax liabilities (net)	36	233.57	3,206.56
Other non-financial liabilities	23	1,915.66	4,107.23
<b>Equity</b>			
Equity share capital	24	19,370.56	19,370.56
Other equity	25	2,47,562.53	2,09,229.34
<b>Equity attributable to equity holders of the parent</b>		<b>2,66,933.09</b>	<b>2,28,599.89</b>
Non-controlling interest		36,536.95	36,702.88
<b>Total Equity</b>		<b>3,03,470.04</b>	<b>2,65,302.78</b>
<b>Total Liabilities and Equity</b>		<b>26,28,454.25</b>	<b>21,24,181.00</b>

*See accompanying notes to the Financial Statements*

1 to 4

In terms of our report of even date attached  
 For Rangamani & Co.  
 Chartered Accountants  
 Firm Regn. No. – 003050 S

For and on behalf of the Board of Directors,

**Jane P. Thomas**  
 Partner  
 M.No.236744  
 Place: Kochi

**Thomas John Muthoot**  
 Managing Director  
 DIN: 00011618  
 Place: Trivandrum

**Thomas George Muthoot**  
 Director  
 DIN: 00011552  
 Place: Kochi

**Thomas Muthoot**  
 Executive Director and  
 Chief Financial Officer  
 DIN: 00082099  
 Place: Kochi

**Mathai T.D.**  
 Company Secretary  
 Place: Trivandrum

Date: 28/07/2021

**Muthoot FinCorp Limited**
**Consolidated statement of Profit and Loss for the year ended 31st March 2021**
*(Amount in INR Lakhs, except share data and unless otherwise stated)*

Particulars	Notes	For the year ended 31st March 2021	For the year ended 31st March 2020
<b>Revenue from operations</b>			
Interest income	26	3,77,880.19	3,16,386.61
Dividend income		22.57	27.29
Rental income		369.11	383.89
Fees and commission income		7,431.26	9,548.06
Net Gain on fair value changes	27	4,296.06	21,890.75
Net gain on derecognition of financial instruments under amortised cost category		14,552.26	21,233.33
Sale of service		25.15	305.80
Others	28	5,451.97	6,445.96
<b>Total Revenue from operations</b>		<b>4,10,028.56</b>	<b>3,76,221.69</b>
Other Income	29	90.79	376.82
<b>Total Income (I + II)</b>		<b>4,10,119.35</b>	<b>3,76,598.51</b>
<b>Expenses</b>			
Finance costs	30	2,06,163.79	1,76,105.04
Fees and commission expenses		770.81	573.61
Impairment on financial instruments	31	18,984.59	36,902.36
Employee benefits expenses	32	71,659.63	72,927.18
Depreciation, amortization and impairment	33	24,957.26	22,882.20
Other expenses	34	34,336.91	31,913.92
<b>Total Expenses</b>		<b>3,56,872.99</b>	<b>3,41,304.32</b>
<b>Profit before tax (III- IV)</b>		<b>53,246.36</b>	<b>35,294.19</b>
Tax Expense:			
(1) Current tax	36	17,865.05	11,770.02
(2) Deferred tax charge / (credit)	36	(4,310.55)	(2,268.64)
(3) MAT Credit Entitlement		(36.26)	-
Profit for the year (V-VI)		<b>39,728.12</b>	<b>25,792.81</b>
<b>Other Comprehensive Income</b>			
(i) Items that will not be reclassified to profit or loss			
Remeasurement of the defined benefit liabilities		(151.88)	(408.78)
Net gain / (loss) on equity instruments measured through other comprehensive income		962.59	(120.42)
(ii) Income tax relating to items that will not be reclassified to profit or loss		(202.60)	138.00
<b>Subtotal (A)</b>		<b>608.11</b>	<b>(391.20)</b>
(i) Items that will be reclassified to profit or loss			
Remeasurement of loan assets		(3,174.60)	593.62
(ii) Income tax relating to items that will be reclassified to profit or loss		799.15	(149.38)
<b>Subtotal (B)</b>		<b>(2,375.45)</b>	<b>444.24</b>
<b>Other Comprehensive Income (A+B)</b>		<b>(1,767.34)</b>	<b>53.04</b>
<b>Total Comprehensive Income for the year (VII+VIII)</b>		<b>37,960.78</b>	<b>25,845.85</b>
<b>Profit for the year attributable to</b>			
Equity holders of the parent		39,021.04	24,703.73
Non-controlling interest		707.08	1,089.08
<b>Total Comprehensive income for the year, net of tax</b>			
Equity holders of the parent		38,139.41	24,683.27
Non-controlling interest		(178.64)	1,162.57
<b>Earnings per equity share</b>	35		
Basic (INR)		20.14	12.75
Diluted (INR)		20.14	12.75

*See accompanying notes to the financial statements*

1 to 4

In terms of our report of even date attached  
For Rangamani & Co.  
Chartered Accountants  
Firm Regn. No. – 003050 S

**Jane P. Thomas**  
Partner  
M.No.236744  
Place: Kochi

Date: 28/07/2021

For and on behalf of the Board of Directors,

**Thomas John Muthoot**  
Managing Director  
DIN: 00011618  
Place: Trivandrum

**Thomas Muthoot**  
Executive Director &  
Chief Financial Officer  
DIN: 00082099  
Place: Kochi

**Thomas George Muthoot**  
Director  
DIN: 00011552  
Place: Kochi

**Mathai T.D.**  
Company Secretary  
Place: Trivandrum

**Muthoot Fincorp Limited**  
**Consolidated cash flow statement for the year ended 31st March 2021**  
(Amount in Rs. Lakhs, except share data and unless otherwise stated)

Particulars	For the year ended March 31, 2021	For the year ended March 31, 2020
<b>A. Cash flow from operating activities</b>		
<b>Profit before tax</b>	<b>53,246.36</b>	<b>35,294.19</b>
<i>Adjustments to reconcile profit before tax to net cash flows:</i>		
Depreciation on Property, plant and equipment	7,735.76	6,784.43
Depreciation on Right of Use Assets	16,640.47	15,573.93
Depreciation on intangibles	581.05	523.84
Dividend Income	(22.57)	(27.29)
Unrealised fair value adjustments	(908.69)	57.35
Profit on sale of investment	(14,624.58)	(43,061.02)
Impairment of loan assets	3,895.18	16,863.49
Bad debts written off	15,085.19	18,236.31
Impairment on assets held for sale	42.68	28.98
Impairment on other receivables	4.22	1.51
Gain / Loss on lease termination	(509.20)	-
Adjustment towards effective interest rate in respect of borrowings	(600.97)	(1,801.05)
Share based payments	111.04	-
Interest on lease liabilities	5,311.40	6,066.58
Impairment on Investments	-	1,207.44
<b>Operating Profit Before Working Capital Changes</b>	<b>85,987.35</b>	<b>55,748.69</b>
<b>Adjustments for Working capital changes:</b>		
(Increase)/Decrease in trade receivables	1,124.73	(628.74)
(Increase) in Bank balances other than cash and cash equivalents	(13,713.50)	-
Increase in loans assets	(5,45,453.10)	(2,30,254.08)
(Increase)/Decrease in other financial assets	223.58	12,499.90
(Increase)/Decrease in other non financial assets	(1,938.39)	3,609.59
Decrease in trade and other payables	(35,219.07)	(9,642.47)
Increase/(Decrease) in other financial liabilities	14,551.83	(3,868.85)
Increase/(Decrease) in other non financial liabilities	(2,191.57)	1,463.47
Increase in provisions	25.99	517.01
<b>Operating profit before tax</b>	<b>(4,96,602.15)</b>	<b>(1,70,555.49)</b>
Taxes paid	(15,487.58)	(17,627.60)
<b>Net cash used in operating activities</b>	<b>(5,12,089.74)</b>	<b>(1,88,183.09)</b>
<b>B. Cash flow from Investing activities</b>		
Sale of investment	3,840.76	40,097.74
Fresh Investments made	(127.00)	-
Investment in property	-	(139.82)
Purchase of property, plant and equipment	(3,975.32)	(5,374.50)
Sale of PPE	8.99	1,347.49
Sale of intangibles	2.95	-
Purchase of intangibles	(880.21)	(417.73)
Increase in fixed deposit	(10,917.78)	(2,667.57)
Dividend income	22.57	27.29
<b>Net cash used in investing activities</b>	<b>(12,025.05)</b>	<b>32,872.90</b>
<b>C. Cash flow from Financing activities</b>		
Redemption of debt securities	3,75,224.21	55,615.21
Funds borrowed	1,26,788.46	2,00,712.20
Decrease in subordinated liability	(10,780.60)	(12,905.80)
Payment of lease liability	(18,139.06)	(17,770.71)
Payment of dividend	-	(16,346.56)
Issue of shares for ESOP	-	105.30
<b>Net cash flows from financing activities</b>	<b>4,73,093.02</b>	<b>2,09,409.65</b>
<b>D Net increase in cash and cash equivalents</b>	<b>(51,021.77)</b>	<b>54,099.46</b>
Net cash and Cash Equivalents at beginning of the year	1,50,001.60	95,902.14
<b>Cash and cash equivalents at 31st March 2021 / 31st March 2020</b>	<b>98,979.83</b>	<b>1,50,001.60</b>

See accompanying notes to the financial statements

In terms of our report of even date attached  
For Rangamani & Co.  
Chartered Accountants  
Firm Regn. No. – 003050 S

**Jane P. Thomas**  
Partner  
M.No.236744  
Place: Kochi

Date: 28/07/2021

For and on behalf of the Board of Directors,

**Thomas John Muthoot**  
Managing Director  
DIN: 00011618  
Place: Trivandrum

**Thomas Muthoot**  
Executive Director and  
Chief Financial Officer  
DIN: 00082099  
Place: Kochi

**Thomas George Muthoot**  
Director  
DIN: 00011552  
Place: Kochi

**Mathai T.D.**  
Company Secretary  
Place: Trivandrum



**Muthoot FinCorp Limited**  
**Consolidated statement of changes in equity for the year ended 31st March 2021**  
(Amount in INR Lakhs, except share data and unless otherwise stated)

**A. Equity Share Capital**

Equity shares of INR 10/- each issued, subscribed and fully paid

Particulars	No. of shares	Amount
<b>Equity shares of INR 10 each issued, subscribed and fully paid</b>		
As at April 1, 2019	19,37,05,560.00	19,370.56
Issued during the year	-	-
As at March 31, 2020	19,37,05,560.00	19,370.56
Issued during the year	-	-
As at March 31, 2021	19,37,05,560.00	19,370.56

**B. Other Equity**

Particulars	Reserves and Surplus								Other Comprehensive Income			Total attributable to equity holders of the parent	Total non-controlling interest	Total
	Securities Premium Reserve	Statutory Reserve (Pursuant to Section 45-IC of the RBI Act 1934)	Statutory Reserve (Pursuant to Section 29C of the NHB Act 1987)	Debenture Redemption Reserve	Retained Earnings	General Reserve	Treasury shares	Employee stock options outstanding	Equity Instruments through Other Comprehensive income	Actuarial valuation of gratuity impact through Other Comprehensive Income	Loan assets through other comprehensive income			
<b>Balance as on 31st March 2019</b>	38,129.81	41,981.40	823.48	976.33	1,23,595.76	(26.06)	(343.06)	92.40	(284.50)	263.50	4,182.13	2,09,391.19	30,146.14	2,39,537.33
Profit for the year	-	-	-	-	24,703.73	-	-	-	-	-	-	24,703.73	1,089.08	25,792.81
Other Comprehensive Income (net of taxes)	-	-	-	-	-	-	-	-	(85.51)	(217.54)	282.58	(20.47)	73.51	53.04
Changes during the year in employee stock options outstanding	-	-	-	-	-	-	-	60.72	-	-	-	60.72	-	60.72
Proceeds on transfer during the year	-	-	-	-	-	23.58	-	-	-	-	-	23.58	-	23.58
Write back from Debenture Redemption Reserve	-	-	-	(976.33)	976.33	-	-	-	-	-	-	-	-	-
Transfer to Reserves u/s. 45-IC of RBI Act, 1934	-	6,432.65	-	-	(6,432.65)	-	-	-	-	-	-	-	-	-
Transfer to Reserves u/s. 29-C of NHB Act, 1987	-	-	442.89	-	(442.89)	-	-	-	-	-	-	-	-	-
Earlier years adjustments	-	-	-	-	(262.77)	-	343.06	-	-	-	-	80.29	-	80.29
Adjustments to NCI	-	-	-	-	(5,397.37)	0.90	-	-	-	-	-	(5,396.47)	5,394.15	(2.32)
Deferred Tax – Prior Years	-	-	-	-	(1,394.72)	-	-	-	(1,871.96)	-	-	(3,266.68)	-	(3,266.68)
Dividend Paid	-	-	-	-	(13,559.39)	-	-	-	-	-	-	(13,559.39)	-	(13,559.39)
Dividend Tax Paid	-	-	-	-	(2,787.17)	-	-	-	-	-	-	(2,787.17)	-	(2,787.17)
<b>Balance as on 31st March 2020</b>	38,129.81	48,414.05	1,266.37	-	1,18,998.85	(1.58)	-	153.12	(2,241.97)	45.96	4,464.71	2,09,229.34	36,702.88	2,45,932.22
Profit for the year	-	-	-	-	39,021.04	-	-	-	-	-	-	39,021.04	707.08	39,728.12
Other Comprehensive Income (net of taxes)	-	-	-	-	-	-	-	-	721.85	(92.42)	(1,511.05)	(881.62)	(885.72)	(1,767.34)
Changes during the year in employee stock options outstanding	-	-	-	-	-	-	-	76.25	-	-	-	76.25	-	76.25
Proceeds on transfer during the year	-	-	-	-	-	34.79	-	-	-	-	-	34.79	-	34.79
Transfer to Reserves u/s. 45-IC of RBI Act, 1934	-	7,531.92	-	-	(7,531.92)	-	-	-	-	-	-	-	-	-
Transfer to Reserves u/s. 29-C of NHB Act, 1987	-	-	402.19	-	(402.19)	-	-	-	-	-	-	-	-	-
Earlier years adjustments	-	-	-	-	95.45	-	-	-	-	-	-	95.45	-	95.45
Adjustments to NCI	-	-	-	-	(0.91)	(11.79)	-	-	-	-	-	(12.71)	12.71	-
<b>Balance as on 31st March 2021</b>	38,129.81	55,945.97	1,668.56	-	1,50,180.32	21.42	-	229.37	(1,520.12)	(46.46)	2,953.67	2,47,562.54	36,536.95	2,84,099.48

See accompanying notes to the Financial Statements

In terms of our report of even date attached  
For Rangamani & Co.  
Chartered Accountants  
Firm Regn. No. – 003050 S

For and on behalf of the Board of Directors,

**Thomas John Muthoot**  
Managing Director  
DIN: 00011618  
Place: Trivandrum

**Thomas George Muthoot**  
Director  
DIN: 00011552  
Place: Kochi

**Jane P. Thomas**  
Partner  
M.No.236744  
Place: Kochi

**Thomas Muthoot**  
Executive Director and  
Chief Financial Officer  
DIN: 00082099  
Place: Kochi

**Mathai T.D.**  
Company Secretary  
Place: Trivandrum

Date: 28/07/2021

**Muthoot FinCorp Limited**  
**Notes forming part of consolidated financial statements**

**Significant Accounting Policies**

**1. Corporate Information**

Muthoot FinCorp Limited, (the Company), is a Public Limited Company, incorporated on June 10, 1997 under the provisions of Companies Act, 1956. The Company is a Non-Deposit Accepting Non-Banking Financial Company (NBFC) registered with Reserve Bank of India (RBI) and is classified as a Non-Deposit Taking Systematically Important Loan Company (NDSI).

Muthoot FinCorp Limited, the flagship company of the 134-year-old Muthoot Pappachan Group, together with its subsidiaries (collectively, the Group), provides a diverse mix of retail offerings catering to the various needs of its customers and is primarily engaged in business of Gold Loans through its branch network across India. The Group also offers SME Loans, Forex Services, Money Transfer Services and Wealth Management Services to its customers in its strive to be the most trusted financial service provider. The Company is engaged in real estate business to a very limited extent. The Company's registered office is at Muthoot Centre, TC No.14/2074-7, Punnem Road, Thiruvananthapuram, Kerala, India. The Registration details of the Company are as follows:

Corporate Identity Number (CIN): U65929KL1997PLC011518

Reserve Bank of India Registration no.: N - 16.00170

The Company has 3 subsidiaries, Muthoot Housing Finance Company Limited (or "MHFCL" or "Muthoot Housing"), Muthoot Pappachan Technologies Limited (or "MPT") and Muthoot Microfin Limited (or "MML" or "Muthoot Microfin") (formerly known as Pancharatna Securities Limited), which are incorporated in India.

Muthoot Housing Finance Company Limited (MHFCL) is a public company domiciled in India and incorporated under provision of the Companies Act, 1956 having Corporate Identity Number (CIN) - U65922KL2010PLC025624, registered with the National Housing Bank ("NHB") under Section 29 A of the National Housing Bank Act, 1987 and primarily engaged in housing finance activities. The company was incorporated on 05th March 2010, and received the Certificate of Registration from the NHB on 11th February 2011, enabling the company to carry on business as a Housing Finance Company without accepting Public Deposits. The Company received its Certificate of Commencement of Business on 1st June 2011.

Muthoot Pappachan Technologies Private Limited (MPT) was initially registered as a Private Limited Company on 16th November 2012. Later, it was converted to Muthoot Pappachan Technologies Limited on 5th July 2013. Based in the Technopark campus at Thiruvananthapuram, the company provides Consulting-led Integrated portfolio of Information Technology (IT) and IT enabled services to its clients. The company in short, aims at providing Software Solution as Service to its customers.

Muthoot Microfin Limited (MML) was incorporated as a Private Limited Company in the year 1992 under the erstwhile Companies Act, 1956. Effective from 18 March 1998, the Company was registered as a non-deposit accepting Non-Banking Financial Company (NBFC-ND) under the rules and regulations framed by the Reserve Bank of India. The company has obtained registration under the category of Non-Banking Financial Company – Micro Finance Institutions (NBFC-MFI) w.e.f. 25 March 2015. The operations of the Company are based on the Grameen model of lending. It is designed to promote entrepreneurship among women and inclusive growth. The Company provides financial assistance through micro loans to women engaged in small income generating activities.

**2. Basis of preparation**

**2.1 Statement of Compliance**

The consolidated financial statements (CFS) of the Group have been prepared in accordance with Indian Accounting Standards (Ind AS) notified under the Companies (Indian Accounting Standards) Rules, 2015 (as amended from time to time) and notified under section 133 of the Companies Act, 2013 (the Act) along with other relevant provisions of the Act, the Master Direction – Non-Banking Financial Company – Systemically Important Non-Deposit taking Company and Deposit taking Company (Reserve Bank) Directions, 2016 ('the NBFC Master Directions') issued by RBI and National Housing Bank Guidelines/Regulations ('NHB directions') and notification for Implementation of Indian Accounting Standard vide circular RBI/2019-20/170 DOR(NBFC).CC.PD. No.109/22.10.106/2019-20 dated 13 March 2020 ('RBI Notification for Implementation of Ind AS') issued by RBI to the extent applicable.

**Muthoot FinCorp Limited**  
**Notes forming part of consolidated financial statements**

The financial statements are prepared on a going concern basis, as the Management is satisfied that the Group shall be able to continue its business for the foreseeable future and no material uncertainty exists that may cast significant doubt on the going concern assumption.

**2.2 Presentation of financial Statements**

The Group presents its Balance Sheet in order of liquidity. The Group prepares and presents its Balance Sheet, the Statement of Profit and Loss and the Statement of Changes in Equity in the format prescribed by Division III of Schedule III to the Act. The Statement of Cash Flows has been prepared and presented as per the requirements of Ind AS 7 ‘Statement of Cash Flows’.

The Group generally reports financial assets and financial liabilities on a gross basis in the Balance Sheet. They are offset and reported net only when Ind AS specifically permits the same or it has an unconditional legally enforceable right to offset the recognised amounts without being contingent on a future event. Similarly, the Group offsets incomes and expenses and reports the same on a net basis when permitted by Ind AS specifically unless they are material in nature.

**2.3 Principles of consolidation**

The consolidated financial statements incorporate the financial statements of the Parent Company and all its subsidiaries, being the entities that it controls from the date control is gained. Control is evidenced where the investor is exposed, or has rights, to variable returns from its involvement with the investee and has the ability to affect those returns through its power over the investee. Power is demonstrated through existing rights that give the ability to direct relevant activities, which significantly affect the entity’s returns. The financial statements of subsidiaries are prepared for the same reporting year as the Parent Company. Where necessary, adjustments are made to the financial statements of subsidiaries to align the accounting policies in line with accounting policies of the Parent Company.

These consolidated financial statements are prepared on the following basis in accordance with Ind AS 110 on “Consolidated Financial Statements” specified under Section 133 of the Act. Following subsidiary companies have been considered in the preparation of the consolidated financial statements:

<b>Name of the Company</b>	<b>Country of incorporation</b>	<b>Consolidated as</b>	<b>% shareholding of MFL (Current Year)</b>	<b>% shareholding of MFL (Previous Year)</b>
Muthoot Housing Finance Company Limited	India	Subsidiary	80.66%	80.66%
Muthoot Pappachan Technologies Limited	India	Subsidiary	60.00%	60.00%
Muthoot Microfin Limited	India	Subsidiary	63.61%	63.61%

**i) Subsidiaries**

Subsidiaries are entities controlled by the Group. The Group controls an entity when it is exposed to, or has rights to, variable returns from its involvement with the entity and has the ability to affect those returns through its power over the entity. The financial statements of subsidiaries are included in the consolidated financial statements from the date on which controls commences until the date on which control ceases.

**ii) Non-controlling interest (“NCI”)**

NCI are measured at their proportionate share of the acquiree’s net identifiable assets at the date of acquisition. Changes in the Group’s equity interest in a subsidiary that do not result in a loss of control are accounted for as equity transactions.

**iii) Loss of control**

When the Group loses control over a subsidiary, it derecognises the assets and liabilities of the subsidiary, and any related NCI and other component of equity. Any interest retained in the former subsidiary is measured at fair value at the date the control is lost. Any resulting gain or loss is recognised in the statement of profit and loss.

**Muthoot FinCorp Limited**  
**Notes forming part of consolidated financial statements**

**iv) Transactions eliminated on consolidation**

The financial statements of the Holding Company and its subsidiary used in the consolidation procedure are drawn up to the same reporting date i.e. 31 March 2021. The financial statements of the Holding Company and its subsidiary are combined on a line-by-line basis by adding together the book values of like items of assets, liabilities, income and expenses. Intra-group balances and transactions, and unrealized income and expenses arising from intra-group transactions, are eliminated. Unrealized losses are eliminated in the same way as unrealized gains, but only to the extent that there is no evidence of impairment. The Group follows uniform accounting policies for like transactions and other events in similar circumstances. For additional information as required by Paragraph 2 of the General Instructions for preparation of Consolidated Financial Statements to Schedule III to the Companies Act, 2013, refer Note 50.

**2.4 Basis of measurement**

The financial statements have been prepared on a historical cost basis, except for following assets and liabilities which have been measured at fair value:

- i) Investments in equity instruments at fair value through other comprehensive income (FVOCI)
- ii) Financial assets and liabilities designated at fair value through profit or loss (FVTPL)
- iii) Financial assets measured at fair value through other comprehensive income (FVOCI)
- iv) Investments which are held for trading
- v) Defined benefit plans.

**2.5 Functional and presentation currency**

The financial statements are presented in Indian Rupees (INR) which is also functional currency of the Group and the currency of the primary economic environment in which the Group operates. All values are rounded to the nearest lakhs, except when otherwise indicated.

**3. Significant accounting policies**

**3.1 Recognition of interest income**

Interest income is recognised by applying the Effective Interest Rate (EIR) to the gross carrying amount of financial assets other than credit-impaired assets and financial assets classified as measured at FVTPL.

The EIR in case of a financial asset is computed

- a. As the rate that exactly discounts estimated future cash receipts through the expected life of the financial asset to the gross carrying amount of a financial asset.
- b. By considering all the contractual terms of the financial instrument in estimating the cash flows.
- c. Including all fees received between parties to the contract that are an integral part of the effective interest rate, transaction costs, and all other premiums or discounts.

Any subsequent changes in the estimation of the future cash flows is recognised in interest income with the corresponding adjustment to the carrying amount of the assets.

Interest income on credit impaired assets is recognised by applying the effective interest rate to the net amortised cost (net of provision) of the financial asset.

**3.2. Recognition of revenue from sale of goods and services**

Revenue (other than for financial instruments) is measured at fair value of the consideration received or receivable. Ind AS 115 Revenue from contracts with customers outlines a single comprehensive model of accounting for revenue arising from contracts with customers and supersedes current revenue recognition guidance found within Ind ASs.

The Group recognises revenue from contracts with customers based on a five-step model as set out in Ind 115:

**Step 1:** Identify contract(s) with a customer: A contract is defined as an agreement between two or more parties that creates enforceable rights and obligations and sets out the criteria for every contract that must be met.

**Step 2:** Identify performance obligations in the contract: A performance obligation is a promise in a contract with a customer to transfer a good or service to the customer.

**Muthoot FinCorp Limited**  
**Notes forming part of consolidated financial statements**

**Step 3:** Determine the transaction price: The transaction price is the amount of consideration to which the Group expects to be entitled in exchange for transferring promised goods or services to a customer, excluding amounts collected on behalf of third parties.

**Step 4:** Allocate the transaction price to the performance obligations in the contract: For a contract that has more than one performance obligation, the Group allocates the transaction price to each performance obligation in an amount that depicts the amount of consideration to which the Group expects to be entitled in exchange for satisfying each performance obligation.

**Step 5:** Recognise revenue when (or as) the Group satisfies a performance obligation

Revenue from contract with customer for rendering services is recognised at a point in time when performance obligation is satisfied.

**3.2.1 Dividend income**

Dividend income is recognised when the Group's right to receive the payment is established, it is probable that the economic benefits associated with the dividend will flow to the entity and the amount of the dividend can be measured reliably.

**3.2.2 Rental Income**

Rental income arising from operating leases is accounted for on a straight-line basis over the lease terms and is included in rental income in the statement of profit and loss, unless the increase is in line with expected general inflation, in which case lease income is recognised based on contractual terms.

**3.2.3 Fees and commission income**

Fees and commission income such as service charges, commission from fee-based business lines, service income etc. are recognised on point in time basis.

**3.2.4 Miscellaneous Income**

All other income is recognized on an accrual basis, when there is no uncertainty in the ultimate realization/collection.

**3.3 Financial instruments**

**A. Financial Asset**

**3.3.1 Initial recognition**

All financial assets are recognised initially at fair value plus, in the case of financial assets not recorded at fair value through profit or loss, transaction costs that are attributable to the acquisition of the financial asset.

Loans are recognised when funds are transferred to the customers' account. Investments are recognised on the date when the Company becomes party to the contractual provisions. The Group recognises debt securities, deposits and borrowings when funds reach the Group and post allotment, where applicable.

**3.3.2 Initial and subsequent measurement of financial instruments**

The Group classifies its financial assets into the following measurement categories:

1. Debt instruments at amortised cost
2. Debt instruments at fair value through other comprehensive income (FVTOCI).
3. Debt instruments, derivatives and equity instruments at fair value through profit or loss (FVTPL).
4. Equity instruments measured at fair value through other comprehensive income FVTOCI.

The classification depends on the contractual terms of the financial assets' cash flows and the Group's business model for managing financial assets which are explained below:

***Business model assessment***

The Group determines its business model at the level that best reflects how it manages groups of financial assets to achieve its business objective.

The Group's business model is not assessed on an instrument-by-instrument basis, but at a higher level of aggregated portfolios and is based on observable factors such as:

**Muthoot FinCorp Limited**  
**Notes forming part of consolidated financial statements**

- ▶ How the performance of the business model and the financial assets held within that business model are evaluated and reported to the entity's key management personnel
- ▶ The risks that affect the performance of the business model (and the financial assets held within that business model) and the way those risks are managed
- ▶ How managers of the business are compensated (for example, whether the compensation is based on the fair value of the assets managed or on the contractual cash flows collected)
- ▶ The expected frequency, value and timing of sales are also important aspects of the Group's assessment.
- ▶ The business model assessment is based on reasonably expected scenarios without taking 'worst case' or 'stress case' scenarios into account. If cash flows after initial recognition are realised in a way that is different from the Group's original expectations, the Group does not change the classification of the remaining financial assets held in that business model, but incorporates such information when assessing newly originated or newly purchased financial assets going forward.

The SPPI test

As a second step of its classification process, the Group assesses the contractual terms of financial assets to identify whether they meet the SPPI test.

'Principal' for the purpose of this test is defined as the fair value of the financial asset at initial recognition and may change over the life of the financial asset (for example, if there are repayments of principal or amortisation of the premium/discount).

In making this assessment, the Group considers whether the contractual cash flows are consistent with a basic lending arrangement i.e. interest includes only consideration for the time value of money, credit risk, other basic lending risks and a profit margin that is consistent with a basic lending arrangement. Where the contractual terms introduce exposure to risk or volatility that are inconsistent with a basic lending arrangement, the related financial asset is classified and measured at fair value through profit or loss.

The Group classifies its financial liabilities at amortised costs unless it has designated liabilities at fair value through the profit and loss account or is required to measure liabilities at fair value through profit or loss such as derivative liabilities.

**3.3.3 Financial assets measured at amortised cost**

A 'debt instrument' is measured at amortised cost if both the following conditions are met:

- a. The financial asset is held within a business model with the objective to hold financial assets to collect contractual cash flows and
- b. The contractual terms of the financial asset give rise on specified dates to cash flows that are solely payments of principal and interest (SPPI) on the principal amount outstanding.

After initial measurement at fair value plus directly attributable costs, these financial assets are subsequently measured at amortised cost using the effective interest rate (EIR) method. Amortised cost is calculated by considering any discount or premium on acquisition and fees or costs that are an integral part of the EIR. The EIR amortisation is included in interest income in the profit or loss. The losses arising from impairment are recognised in the Statement of Profit and Loss. Any gain or loss on derecognition is also recognised in statement of profit and loss.

**3.3.4 Financial assets measured at fair value through other comprehensive income**

A 'debt instrument' is measured at fair value through other comprehensive income if both the following conditions are met:

- a. The financial asset is held within a business model with the objective to hold financial assets to collect contractual cash flows and selling the assets and
- b. The contractual terms of the financial asset give rise on specified dates to cash flows that are solely payments of principal and interest (SPPI) on the principal amount outstanding

Debt instruments included within the FVOCI category are measured at each reporting date at fair value with such changes being recognised in other comprehensive income (OCI). The interest income on these assets is recognised in profit or loss. Impairment losses or reversals, interest revenue and foreign exchange gains and losses are recognised in profit and loss. Upon disposal, the cumulative gain or loss previously recognised in other comprehensive income is reclassified from equity to the income statement.

**Muthoot FinCorp Limited**  
**Notes forming part of consolidated financial statements**

**3.3.5 Financial Instrument measured at fair value through profit or loss**

Any debt instrument, which does not meet the criteria for categorization as at amortized cost or as FVTOCI, is classified as at FVTPL. In addition, debt instruments that meet the amortised cost criteria or the FVTOCI criteria but are designated as at FVTPL are measured at FVTPL.

A financial asset that meets the amortised cost criteria or debt instruments that meet the FVOCI criteria may be designated as at FVTPL upon initial recognition, if such designation eliminates or significantly reduces a measurement or recognition inconsistency that would arise from measuring assets or liabilities or recognising the gains and losses on them on different bases.

Group's investment is classified as FVTPL, if it is acquired or incurred principally for the purpose of selling or repurchasing in the near term, or forms part of a portfolio of financial instruments that are managed together and for which there is evidence of short-term profit taking.

Financial instruments held at fair value through profit or loss, are initially recognised at fair value, with transaction costs recognised in the income statement as incurred. Subsequently, they are measured at fair value and any gains or losses are recognised in the income statement as they arise.

**3.3.6 Equity instruments**

The Group subsequently measures investment in equity investments at fair value through profit or loss, unless the Group's management has elected to classify irrevocably some of its equity investments as equity instruments at FVOCI, when such instruments meet the definition of definition of Equity under Ind AS 32 *Financial Instruments: Presentation* and are not held for trading. Such classification is determined on an instrument-by-instrument basis.

Gains and losses on these equity instruments classified at FVOCI are never recycled to profit or loss. Dividends are recognised in profit or loss as dividend income when the right of the payment has been established, except when the Group benefits from such proceeds as a recovery of part of the cost of the instrument, in which case, such gains are recorded in OCI.

**B. Financial Liabilities**

*Initial recognition and measurement*

All financial liabilities are initially recognised at fair value. Transaction cost that are directly attributable to the acquisition or the issue of financial liability, which are not at fair value through profit or loss, are adjusted to fair value at initial recognition.

*Subsequent measurement*

Financial liabilities are subsequently carried at amortized cost using the effective interest method.

**3.4 Derecognition of financial assets and liabilities**

**3.4.1 Financial Asset**

A financial asset (or, where applicable, a part of a financial asset or part of a group of similar financial assets) is derecognised when the rights to receive cash flows from the financial asset have expired. The Group also derecognises the financial asset if it has both transferred the financial asset and the transfer qualifies for derecognition.

The Group has transferred the financial asset if, and only if, either:

- a) The Group has transferred its contractual rights to receive cash flows from the financial asset  
or
- b) It retains the rights to the cash flows, but has assumed an obligation to pay the received cash flows in full without material delay to a third party under a 'pass-through' arrangement

Pass-through arrangements are transactions whereby the Group retains the contractual rights to receive the cash flows of a financial asset (the 'original asset'), but assumes a contractual obligation to pay those cash flows to one or more entities (the 'eventual recipients'), when all of the following three conditions are met:

- ▶ The Group has no obligation to pay amounts to the eventual recipients unless it has collected equivalent amounts from the original asset, excluding short-term advances with the right to full recovery of the amount lent plus accrued interest at market rates

**Muthoot FinCorp Limited**  
**Notes forming part of consolidated financial statements**

- ▶ The Group cannot sell or pledge the original asset other than as security to the eventual recipients
- ▶ The Group has to remit any cash flows it collects on behalf of the eventual recipients without material delay. In addition, the Group is not entitled to reinvest such cash flows, except for investments in cash or cash equivalents including interest earned, during the period between the collection date and the date of required remittance to the eventual recipients.

A transfer only qualifies for derecognition if either:

- ▶ The Group has transferred substantially all the risks and rewards of the asset  
or
- ▶ The Group has neither transferred nor retained substantially all the risks and rewards of the asset, but has transferred control of the asset

The Group considers control to be transferred if and only if, the transferee has the practical ability to sell the asset in its entirety to an unrelated third party and is able to exercise that ability unilaterally and without imposing additional restrictions on the transfer.

When the Group has neither transferred nor retained substantially all the risks and rewards and has retained control of the asset, the asset continues to be recognised only to the extent of the Group's continuing involvement, in which case, the Group also recognises an associated liability. The transferred asset and the associated liability are measured on a basis that reflects the rights and obligations that the Group has retained.

### **3.4.2 Financial Liability**

A financial liability is derecognised when the obligation under the liability is discharged, cancelled or expires. Where an existing financial liability is replaced by another from the same lender on substantially different terms, or the terms of an existing liability are substantially modified, such an exchange or modification is treated as de recognition of the original liability and the recognition of a new liability. The difference between the carrying value of the original financial liability and the consideration paid is recognised in profit or loss.

### **3.5 Offsetting**

Financial assets and financial liabilities are generally reported gross in the balance sheet. Financial assets and liabilities are offset, and the net amount is presented in the balance sheet when the Group has a legal right to offset the amounts and intends to settle on a net basis or to realise the asset and settle the liability simultaneously in all the following circumstances:

- a. The normal course of business
- b. The event of default
- c. The event of insolvency or bankruptcy of the Group and/or its counter parties.

### **3.6 Impairment of financial assets**

#### **3.6.1 Overview of the Expected Credit Loss (ECL) principles**

The Group has created provisions on all financial assets except for financial assets classified as FVTPL, based on the expected credit loss method. The Group also ensures maintaining the minimum provision requirement as per RBI and NHB regulations.

The ECL provision is based on the credit losses expected to arise over the life of the asset (the lifetime expected credit loss), unless there has been no significant increase in credit risk since origination, in which case, the allowance is based on the 12 months' expected credit loss. The 12-month ECL is the portion of Lifetime ECL that represent the ECLs that result from default events on financial assets that are possible within the 12 months after the reporting date.

The Group performs an assessment, at the end of each reporting period, of whether a financial instrument's credit risk has increased significantly since initial recognition, by considering the change in the risk of default occurring over the remaining life of the financial instrument.

Based on the above process, the Group categorises its loans into three stages as described below:



**Muthoot FinCorp Limited**  
**Notes forming part of consolidated financial statements**

For non-impaired financial instruments

- Stage 1 is comprised of all non-impaired financial instruments which have not experienced a significant increase in credit risk (SICR) since initial recognition. A 12-month ECL provision is made for stage 1 financial instruments. In assessing whether credit risk has increased significantly, the Group compares the risk of a default occurring on the financial instrument as at the reporting date, with the risk of a default occurring on the financial instrument as at the date of initial recognition.
- Stage 2 is comprised of all non-impaired financial instruments which have experienced a SICR since initial recognition. The Group recognises lifetime ECL for stage 2 financial instruments. In subsequent reporting periods, if the credit risk of the financial instrument improves such that there is no longer a SICR since initial recognition, then entities recognize 12 months of ECL.

For impaired financial instruments:

Financial instruments are classified as stage 3 when there is objective evidence of impairment as a result of one or more loss events that have occurred after initial recognition with a negative impact on the estimated future cash flows of a loan or a portfolio of loans. The Group recognises lifetime ECL for impaired financial instruments.

**3.6.2 The calculation of ECLs**

The mechanics of the ECL calculations are outlined below and the key elements are, as follows:

**Probability of Default (PD)** - The Probability of Default is an estimate of the likelihood of default over a given time horizon.

The Group uses historical information where available to determine PD. Considering the different products and schemes, the Group has bifurcated its loan portfolio into various pools. PD is calculated using Incremental NPA approach considering fresh slippage using historical information.

**Exposure at Default (EAD)** - The Exposure at Default is an estimate of the exposure at a future default date, considering expected changes in the exposure after the reporting date, including repayments of principal and interest, whether scheduled by contract or otherwise, expected drawdowns on committed facilities, and accrued interest from missed payments.

**Loss Given Default (LGD)** – The Loss Given Default is an estimate of the loss arising in the case where a default occurs at a given time. It is based on the difference between the contractual cash flows due and those that the lender would expect to receive.

**Forward looking information**

While estimating the expected credit losses, the Group reviews macro-economic developments occurring in the economy and market it operates in. On a periodic basis, the Group analyses if there is any relationship between key economic trends like GDP, unemployment rates, benchmark rates set by the Reserve Bank of India, inflation etc. with the estimate of PD, LGD determined by the Group based on its internal data. While the internal estimates of PD, LGD rates by the Group may not be always reflective of such relationships, temporary overlays, if any, are embedded in the methodology to reflect such macro-economic trends reasonably.

**Write-offs**

Loans are written off (either partially or in full) when there is no realistic prospect of recovery. This is generally the case when it is determined that the customer does not have assets or sources of income that could generate sufficient cash flows to repay the amounts subjected to write-offs. Any subsequent recoveries against such loans are credited to the statement of profit and loss.

**Collateral**

To mitigate its credit risks on financial assets, the Group seeks to use collateral, where possible. The collateral comes in various forms, such as gold, cash, securities, letters of credit/guarantees, stock, current asset etc. However, the fair value of collateral affects the calculation of ECLs. The fair value of the same is based on data provided by third party or management judgements.

**Muthoot FinCorp Limited**  
**Notes forming part of consolidated financial statements**

**Impairment of Trade receivables**

The Group follows 'simplified approach' for recognition of impairment loss allowance on trade receivables. The Group uses a provision matrix to determine impairment loss allowance on portfolio of its trade receivables. The provision matrix is based on its historically observed default rates over the expected life of the trade receivables.

**3.7 Determination of fair value**

The Group measures financial instruments, such as, investments at fair value at each balance sheet date.

Fair value is the price that would be received to sell an asset or paid to transfer a liability in an orderly transaction between market participants at the measurement date. The fair value measurement is based on the presumption that the transaction to sell the asset or transfer the liability takes place either:

- i. In the principal market for the asset or liability, or
- ii. In the absence of a principal market, in the most advantageous market for the asset or liability

The principal or the most advantageous market must be accessible by the Group.

The fair value of an asset or a liability is measured using the assumptions that market participants would use when pricing the asset or liability, if market participants act in their economic best interest.

A fair value measurement of a non-financial asset considers a market participant's ability to generate economic benefits by using the asset in its highest and best use or by selling it to another market participant that would use the asset in its highest and best use.

The Group uses valuation techniques that are appropriate in the circumstances and for which enough data are available to measure fair value, maximising the use of relevant observable inputs and minimising the use of unobservable inputs.

The financial instruments are classified based on a hierarchy of valuation techniques, as summarised below:

Level 1 financial instruments – Those where the inputs used in the valuation are unadjusted quoted prices from active markets for identical assets or liabilities that the Group has access to at the measurement date. The Group considers markets as active only if there are sufficient trading activities with regards to the volume and liquidity of the identical assets or liabilities and when there are binding and exercisable price quotes available on the balance sheet date.

Level 2 financial instruments – Those where the inputs that are used for valuation and are significant, are derived from directly or indirectly observable market data available over the entire period of the instrument's life. Such inputs include quoted prices for similar assets or liabilities in active markets, quoted prices for identical instruments in inactive markets and observable inputs other than quoted prices such as interest rates and yield curves, implied volatilities, and credit spreads. In addition, adjustments may be required for the condition or location of the asset or the extent to which it relates to items that are comparable to the valued instrument. However, if such adjustments are based on unobservable inputs which are significant to the entire measurement, the Group will classify the instruments as Level 3.

Level 3 financial instruments – Those that include one or more unobservable input that is significant to the measurement as whole.

**3.8 Foreign Currency translation**

Transactions in foreign currencies are initially recorded in the functional currency at the spot rate of ex-change ruling at the date of the transaction. However, for practical reasons, the Group uses an average rate if the average approximates the actual rate at the date of the transaction.

Monetary assets and liabilities denominated in foreign currencies are retranslated into the functional currency at the spot rate of exchange at the reporting date. All differences arising on non-trading activities are taken to other income/expense in the statement of profit and loss.

Non-monetary items that are measured at historical cost in a foreign currency are translated using the spot exchange rates as at the date of recognition.

**3.9 Finance cost**

Finance costs represents Interest expense recognised by applying the Effective Interest Rate (EIR) to the gross carrying amount of financial liabilities other than financial liabilities classified as FVTPL.

**Muthoot FinCorp Limited**  
**Notes forming part of consolidated financial statements**

Interest expense includes issue costs that are initially recognized as part of the carrying value of the financial liability and amortized over the expected life using the effective interest method. These include fees and commissions payable to advisers and other expenses such as external legal costs, provided these are incremental costs that are directly related to the issue of a financial liability.

**3.10 Other income and expenses**

All Other income and expense are recognized in the period they occur.

**3.11 Cash and cash equivalents**

Cash and cash equivalent in the balance sheet comprise cash at banks and on hand, short-term deposits with an original maturity of three months or less and forex balances, which are subject to an insignificant risk of changes in value.

For the purpose of the statement of cash flows, cash and cash equivalents consist of cash and short- term deposits, as defined above, net of outstanding bank overdrafts, if any as they are considered an integral part of the Group's cash management.

**3.12 Property, plant and equipment**

Property, plant and equipment (PPE) are measured at cost less accumulated depreciation and accumulated impairment, (if any). The total cost of assets comprises its purchase price, freight, duties, taxes and any other incidental expenses directly attributable to bringing the asset to the location and condition necessary for it to be capable of operating in the manner intended by the management.

Changes in the expected useful life are accounted for by changing the amortisation period or methodology, as appropriate, and treated as changes in accounting estimates.

Subsequent expenditure related to an item of tangible asset are added to its gross value only if it increases the future benefits of the existing asset, beyond its previously assessed standards of performance and cost can be measured reliably. Other repairs and maintenance costs are expensed off as and when incurred.

**3.13 Depreciation**

Tangible assets are stated at historical cost less accumulated depreciation. Cost comprises the purchase price and any attributable cost of bringing the asset to its working condition for its intended use.

Depreciation is charged based on a review by the management during the year and at the rates derived based on the useful lives of the assets as specified in Schedule II of the Companies Act, 2013 or estimated useful lives estimated by the respective management based on technical evaluation. The holding company and one of its subsidiaries, Muthoot Microfin Limited follow the Straight Line Method for providing depreciation whereas the two other subsidiaries follow Written Down Value Method.

Leasehold improvements and assets held under finance leases are depreciated over the shorter of lease term or their useful life. The residual values, useful lives and methods of depreciation of property, plant and equipment are reviewed at each financial year end and adjusted prospectively, if appropriate.

Property plant and equipment is derecognised on disposal or when no future economic benefits are expected from its use. Any gain or loss arising on derecognition of the asset (calculated as the difference between the net disposal proceeds and the carrying amount of the asset) is recognised in other income / expense in the statement of profit and loss in the year the asset is derecognised. The date of disposal of an item of property, plant and equipment is the date the recipient obtains control of that item in accordance with the requirements for determining when a performance obligation is satisfied in Ind AS 115.

**3.14 Capital work-in-progress**

Capital work-in-progress are carried at cost, comprising direct cost and related incidental expenses. Assets which are not ready for intended use are also shown under capital work-in-progress.

**3.15 Intangible assets**

The Group's intangible assets consist of computer software.

**Muthoot FinCorp Limited**  
**Notes forming part of consolidated financial statements**

An intangible asset is recognised only when its cost can be measured reliably, and it is probable that the expected future economic benefits that are attributable to it will flow to the Group.

Intangible assets acquired separately are measured on initial recognition at cost. The cost of an intangible asset comprises its purchase price and any directly attributable expenditure on making the asset ready for its intended use and net of any trade discounts and rebates. Following initial recognition, intangible assets are carried at cost less any accumulated amortisation and any accumulated impairment losses.

Intangible assets are amortised by the Group over a period of 3 years, except in case of Muthoot Pappachan Technologies Limited where the computer software is amortised over a period of 10 years or over the estimated useful lives.

Gains or losses from derecognition of intangible assets are measured as the difference between the net disposal proceeds and the carrying amount of the asset are recognised in the Statement of Profit and Loss when the asset is derecognised.

### **3.16 Investment Property**

Properties, held to earn rentals and/or capital appreciation are classified as investment property and measured and reported at cost, including transaction costs. Subsequent expenditure is capitalized to the assets carrying amount only when it is probable that the future economic benefit associated with the expenditure will flow to the company.

An investment property is derecognised upon disposal or when the investment property is permanently withdrawn from use and no future economic benefits are expected from the disposal. Any gain or loss arising on derecognition of property is recognised in the Statement of Profit and Loss in the same period.

### **3.17 Impairment of non-financial assets**

The Groups assesses, at each reporting date, whether there is an indication that an asset may be impaired. If any indication exists, or when annual impairment testing for an asset is required, the Group estimates the asset's recoverable amount. An asset's recoverable amount is the higher of an asset's or cash-generating unit's (CGU) fair value less costs of disposal and its value in use. Recoverable amount is determined for an individual asset, unless the asset does not generate cash inflows that are largely independent of those from other assets or groups of assets. When the carrying amount of an asset or CGU exceeds its recoverable amount, the asset is considered impaired and is written down to its recoverable amount.

In assessing value in use, the estimated future cash flows are discounted to their present value using a pre-tax discount rate that reflects current market assessments of the time value of money and the risks specific to the asset. In determining fair value less costs of disposal, recent market transactions are considered. If no such transactions can be identified, an appropriate valuation model is used. These calculations are corroborated by valuation multiples, quoted share prices for publicly traded companies or other available fair value indicators.

An assessment is made at each reporting date to determine whether there is an indication that previously recognised impairment losses no longer exist or have decreased. If such indication exists, the Group estimates the asset's or CGU's recoverable amount. A previously recognised impairment loss is reversed only if there has been a change in the assumptions used to determine the asset's recoverable amount since the last impairment loss was recognised. The reversal is limited so that the carrying amount of the asset does not exceed its recoverable amount, nor exceed the carrying amount that would have been determined, net of depreciation, had no impairment loss been recognised for the asset in prior years. Such reversal is recognised in the statement of profit or loss unless the asset is carried at a revalued amount, in which case, the reversal is treated as a revaluation increase.

### **3.18 Post-employment benefits**

#### **3.18.1 Defined contribution schemes**

Contributions to the Employees Provident Fund Scheme maintained by the Central Government, Employee State Insurance Corporation (ESIC) etc. are accounted for on an accrual basis. Retirement benefit in the form of provident fund is a defined contribution scheme.

The Group has no obligation, other than the contribution payable under the schemes. The Group recognizes contribution payable to the provident fund scheme / ESIC as expenditure, when an employee renders the related service. If the contribution payable to the scheme / ESIC for service received before the balance sheet date exceeds the contribution already paid, the deficit payable to the scheme is recognized as a liability after deducting the contribution already paid.

**Muthoot FinCorp Limited**  
**Notes forming part of consolidated financial statements**

If the contribution already paid exceeds the contribution due for services received before the balance sheet date, then excess is recognized as an asset.

**3.18.2 Defined Benefit schemes**

*Gratuity*

The Group provides for gratuity covering eligible employees under which a lump sum payment is paid to vested employees at retirement, death, incapacitation or termination of employment, of an amount reckoned on the respective employee's salary and his tenor of employment with the Group. The Group accounts for its liability for future gratuity benefits based on actuarial valuation determined at each Balance Sheet date by an Independent Actuary using Projected Unit Credit Method. The Group makes contributions to a Gratuity Fund administered by the Life Insurance Corporation of India.

The obligation is measured at the present value of the estimated future cash flows. The discount rates used for determining the present value of the obligation under defined benefit plan are based on the market yields on Government Securities as at the Balance Sheet date.

An actuarial valuation involves making various assumptions that may differ from actual developments in the future. These include the determination of the discount rate, future salary increases and mortality rates. Due to the complexities involved in the valuation and its long-term nature, these liabilities are highly sensitive to changes in these assumptions. All assumptions are reviewed at each reporting date.

Re-measurement, comprising of actuarial gains and losses (excluding amounts included in net interest on the net defined benefit liability), are recognized immediately in the balance sheet with a corresponding debit or credit to other equity through OCI in the period in which they occur. Re-measurements are not reclassified to statement of profit and loss in subsequent periods.

**3.19 Share Based Payments**

The Group has formulated an Employees Stock Option Scheme to be administered through respective Trusts for its subsidiaries MML and MHFCL. The fair value of options granted under Employee Stock Option Plan is recognised as an employee benefits expense with a corresponding increase in other equity. The total amount to be expensed is determined by reference to the fair value of the options. The total expense is recognised over the vesting period, which is the period over which all of the specified vesting conditions are to be satisfied. At the end of each period, the estimates of the number of options that are expected to vest based on the non-market vesting and service conditions are revised. It recognises the impact of the revision to original estimates, if any, in Statement of Profit and Loss, with a corresponding adjustment to equity.

**3.20 Provisions**

Provisions are recognised when the enterprise has a present obligation (legal or constructive) as a result of past events, and it is probable that an outflow of resources embodying economic benefits will be required to settle the obligation, and a reliable estimate can be made of the amount of the obligation.

When the effect of the time value of money is material, the enterprise determines the level of provision by discounting the expected cash flows at a pre-tax rate reflecting the current rates specific to the liability. The expense relating to any provision is presented in the statement of profit and loss net of any reimbursement.

**3.21 Assets held for sale**

Assets possessed against the settlement of loans are carried in the balance sheet at a value of outstanding principal loan amount or fair value of asset whichever is lower. In case the fair value of the asset acquired is lower than the outstanding principal loan amount; then the shortfall is to be provided for in the books of account in such financial year.

These assets are classified as 'Assets held for sale' under 'Non-financial assets' till the asset acquired is finally disposed. The outstanding overdue interest and other charges will be accounted on realization basis.

Further, if on disposal of the assets so acquired, the sale proceed is higher than the receivable amount (including outstanding loan, outstanding overdue interest, other charges and interest), then the Company will refund the excess amount to the borrowers.

**Muthoot FinCorp Limited**  
**Notes forming part of consolidated financial statements**

**3.22 Taxes**

Income tax expense represents the sum of current tax and deferred tax.

**3.21.1 Current Tax**

Current tax is the amount of income taxes payable in respect of taxable profit for a period. Taxable profit differs from 'profit before tax' as reported in the Statement of Profit and Loss because of items of income or expense that are taxable or deductible in other years and items that are never taxable or deductible in accordance with applicable tax laws.

Interest income / expenses and penalties, if any, related to income tax are included in current tax expense. The tax rates and tax laws used to compute the amount are those that are enacted, or substantively enacted, by the end of reporting date in India where the Group operates and generates taxable income.

Current income tax relating to items recognised outside profit or loss is recognised outside profit or loss (either in other comprehensive income or in equity). Current tax items are recognised in correlation to the underlying transaction either in OCI or directly in equity. Management periodically evaluates positions taken in the tax returns with respect to situations in which applicable tax regulations are subject to interpretation and establishes provisions where appropriate.

**3.22.2 Deferred tax**

Deferred tax assets and liabilities are recognised for temporary differences arising between the tax bases of assets and liabilities and their carrying amounts. Deferred income tax is determined using tax rates (and laws) that have been enacted or substantively enacted by the reporting date and are expected to apply when the related deferred income tax asset is realised, or the deferred income tax liability is settled.

Deferred tax assets are only recognised for temporary differences, unused tax losses and unused tax credits if it is probable that future taxable amounts will arise to utilise those temporary differences and losses. Deferred tax assets are reviewed at each reporting date and are reduced to the extent that it is no longer probable that the related tax benefit will be realised.

Deferred tax assets and liabilities are offset where there is a legally enforceable right to offset current tax assets and liabilities and they relate to income taxes levied by the same tax authority on the same taxable entity, or on different tax entities, but they intend to settle current tax liabilities and assets on a net basis or their tax assets and liabilities are realised simultaneously.

**3.22.3 Goods and services tax /value added taxes paid on acquisition of assets or on incurring expenses**

Expenses and assets are recognised net of the goods and services tax/value added taxes paid, except:

- i. When the tax incurred on a purchase of assets or services is not recoverable from the taxation authority, in which case, the tax paid is recognised as part of the cost of acquisition of the asset or as part of the expense item, as applicable
- ii. When receivables and payables are stated with the amount of tax included

The net amount of tax recoverable from, or payable to, the taxation authority is included as part of receivables or payables in the balance sheet.

**3.23 Contingent Liabilities and assets**

A contingent liability is a possible obligation that arises from past events whose existence will be confirmed by the occurrence or non-occurrence of one or more uncertain future events beyond the control of the Group or a present obligation that is not recognized because it is not probable that an outflow of resources will be required to settle the obligation. A contingent liability also arises in extremely rare cases where there is a liability that cannot be recognized because it cannot be measured reliably. The Group does not recognize a contingent liability but discloses its existence in the financial statements.

A contingent asset is a possible asset that arises from past events and whose existence will be confirmed only by the occurrence or non-occurrence of one or more uncertain future events not wholly within the control of the entity. The Group does not have any contingent assets in the financial statements.

**Muthoot FinCorp Limited**  
**Notes forming part of consolidated financial statements**

**3.24 Earnings Per Share**

The Group reports basic and diluted earnings per share in accordance with Ind AS 33 on Earnings per share. Basic EPS is calculated by dividing the net profit or loss for the year attributable to equity shareholders (after deducting preference dividend and attributable taxes) by the weighted average number of equity shares outstanding during the year.

For calculating diluted earnings per share, the net profit or loss for the year attributable to equity shareholders and the weighted average number of shares outstanding during the year are adjusted for the effects of all dilutive potential equity shares. Dilutive potential equity shares are deemed converted as of the beginning of the period, unless they have been issued at a later date. In computing the dilutive earnings per share, only potential equity shares that are dilutive and that either reduces the earnings per share or increases loss per share are included.

**3.25 Dividends on ordinary shares**

The Group recognises a liability to make distributions to equity holders of the Group when the distribution is authorised, and the distribution is no longer at the discretion of the Group. As per the corporate laws in India, a distribution is authorised when it is approved by the shareholders. A corresponding amount is recognised directly in equity.

**3.26 Leases**

The determination of whether an arrangement is a lease, or contains a lease, is based on the substance of the arrangement and requires an assessment of whether the fulfilment of the arrangement is dependent on the use of a specific asset or assets or whether the arrangement conveys a right to use the asset.

*Transition to Ind AS 116*

The Ministry of Corporate Affairs (“MCA”) through Companies (Indian Accounting Standards) Amendment Rules, 2019 and Companies (Indian Accounting Standards) Second Amendment Rules, had notified Ind AS 116 Leases which replaced the existing lease standard, Ind AS 17 Leases, and other interpretations. Ind AS 116 set out the principles for recognition, measurement, presentation and disclosure of leases for both lessees and lessors. It introduced a single, on-balance sheet lease accounting model for leases.

The Group has adopted Ind AS 116, effective annual reporting period beginning April 1, 2019, using modified retrospective approach and accordingly previous period information has not been reinstated.

***Group as a lessee***

The Groups lease asset class consists of building, equipment and vehicles. The Group assesses whether a contract contains a lease, at inception of a contract. A contract is, or contains, a lease if the contract conveys the right to control the use of an identified asset for a period of time in exchange for consideration. The Group has, at the date of transition, recognized a right-of use asset and a corresponding lease liability for all lease arrangements in which it is a lessee, except for leases with a term of twelve months or less (short term lease) and low value assets. For these short-term and low value leases, the Group recognizes the lease payments as an operating expense on a straight-line basis over the term of the lease.

The right-of-use assets are recognized at cost, which comprises the present value of the lease liability as at the date of transition. Right-of-use assets are depreciated on a straight-line basis over the shorter of the balance lease term and useful life of the underlying asset. The lease liability is initially measured at amortised cost at the present value of the future lease payments. The lease payments are discounted using the interest rate implicit on the lease or, if not readily determinable, using the incremental borrowing rates. Interest accrued on lease liability and lease payments made, are subsequently adjusted to the initial recognition of lease liability.

On application of Ind AS 116, the nature of expenses has changed from lease rent in previous periods to depreciation cost for the right-to-use asset, and finance cost for interest accrued on lease liability. For leases that were classified as finance lease applying Ind AS 17, the carrying amount of the right-of-use asset and the lease liability at the date of transition to Ind AS 116 is the carrying amount of the lease asset and the lease liability on the transition date as measured applying Ind AS 17.

***Group as a lessor***

Leases where the Group does not transfer substantially all the risks and benefits incidental to ownership of the leased items are operating leases. Rental Income arising from operating leases is accounted for on a straight-line basis over the lease terms and is included in rental income in the statement of profit and loss.

**Muthoot FinCorp Limited**  
**Notes forming part of consolidated financial statements**

**3.27 Cash flow statement**

Cash flows are reported using indirect method, whereby net profits before tax is adjusted for the effects of transactions of a non-cash nature and any deferrals or accruals of past or future cash receipts or payments and items of income or expenses associated with investing or financing cash flows. The cash flows from regular revenue generating (operating activities), investing and financing activities of the Group are segregated.

**4. Significant accounting judgements, estimates and assumptions**

The preparation of financial statements in conformity with the Ind AS requires the management to make judgments, estimates and assumptions that affect the reported amounts of revenues, expenses, assets and liabilities and the accompanying disclosure and the disclosure of contingent liabilities, at the end of the reporting period. Estimates and underlying assumptions are reviewed on an ongoing basis. Revisions to accounting estimates are recognised in the period in which the estimates are revised, and future periods are affected. Although these estimates are based on the management's best knowledge of current events and actions, uncertainty about these assumptions and estimates could result in the outcomes requiring a material adjustment to the carrying amounts of assets or liabilities in future periods.

In particular, information about significant areas of estimation, uncertainty and critical judgments in applying accounting policies that have the most significant effect on the amounts recognized in the financial statements is included in the following notes:

**4.1 Business Model Assessment**

Classification and measurement of financial assets depends on the results of the SPPI and the business model test. The Group determines the business model at a level that reflects how groups of financial assets are managed together to achieve a business objective. This assessment includes judgement reflecting all relevant evidence including how the performance of the assets is evaluated and their performance measured, the risks that affect the performance of the assets and how these are managed and how the managers of the assets are compensated. The Group monitors financial assets measured at amortised cost or fair value through other comprehensive income that are derecognised prior to their maturity to understand the reason for their disposal and whether the reasons are consistent with the objective of the business for which the asset was held. Monitoring is part of the Group's continuous assessment of whether the business model for which the remaining financial assets are held continues to be appropriate and if it is not appropriate whether there has been a change in business model and so a prospective change to the classification of those assets.

**4.2 Defined employee benefit assets and liabilities**

The cost of the defined benefit gratuity plan and the present value of the gratuity obligation are determined using actuarial valuations. An actuarial valuation involves making various assumptions that may differ from actual developments in the future. These include the determination of the discount rate, future salary increases and mortality rates. Due to the complexities involved in the valuation and its long-term nature, a defined benefit obligation is highly sensitive to changes in these assumptions. All assumptions are reviewed at each reporting date.

**4.3 Fair value measurement**

When the fair values of financial assets and financial liabilities recorded in the balance sheet cannot be measured based on quoted prices in active markets, their fair value is measured using various valuation techniques. The inputs to these models are taken from observable markets where possible, but where this is not feasible, a degree of judgment is required in establishing fair values. Judgments include considerations of inputs such as liquidity risk, credit risk and volatility. Changes in assumptions about these factors could affect the reported fair value of financial instruments.

**4.4 Impairment of financial assets**

The measurement of impairment losses across all categories of financial assets requires judgement the estimation of the amount and timing of future cash flows and collateral values when determining impairment losses and the assessment of a significant increase in credit risk. These estimates are driven by several factors, changes in which can result in different levels of allowances.

It has been the Group's policy to regularly review its models in the context of actual loss experience and adjust when necessary.



**Muthoot FinCorp Limited**  
**Notes forming part of consolidated financial statements**

**4.5 Effective Interest Rate (EIR) method**

The Group's EIR methodology, recognises interest income / expense using a rate of return that represents the best estimate of a constant rate of return over the expected behavioural life of loans given / taken and recognises the effect of potentially different interest rates at various stages and other characteristics of the product life cycle (including prepayments and penalty interest and charges).

This estimation, by nature, requires an element of judgement regarding the expected behaviour and lifecycle of the instruments, as well expected changes to India's base rate and other fee income/expense that are integral parts of the instrument.

**4.6 Lease Term**

- The determination of lease term for some lease contracts in which the Company is a lessee, including whether the Company is reasonably certain to exercise lessee options.
- The determination of the incremental borrowing rate used to measure lease liabilities.

**4.7 Share based payments**

Estimating fair value for share-based payment transactions requires determination of the most appropriate valuation model, which is dependent on the terms and conditions of the grant. This estimate also requires determination of the most appropriate inputs to the valuation model including the expected life of the share option, volatility and dividend yield and making assumptions about them.

**4.8 Other estimates**

These include contingent liabilities, useful lives of tangible and intangible assets etc.

**Muthoot FinCorp Limited**
**Notes to the Consolidated Financial Statements for the year ended 31st March 2021**
*(Amount in INR Lakhs, except share data and unless otherwise stated)*
**5 Cash and cash equivalents**

Particulars	As at 31st March 2021	As at 31st March 2020
Cash on hand	10,271.72	3,788.95
Balances with Banks		
- in current accounts	60,065.17	38,368.92
- in deposit accounts having original maturity less than three months	28,229.74	1,07,824.03
Others		
-Forex Balance	40.40	17.32
-Balance with cash collection agents	372.80	2.39
<b>Total</b>	<b>98,979.83</b>	<b>1,50,001.60</b>

**6 Bank Balance other than cash and cash equivalents**

Particulars	As at 31st March 2021	As at 31st March 2020
Deposit with original maturity for more than three months but less than twelve months	26,433.88	19,625.93
Balance with Banks in escrow accounts	13,713.50	-
<b>Total</b>	<b>40,147.38</b>	<b>19,625.93</b>

**7 Receivables**

Particulars	As at 31st March 2021	As at 31st March 2020
<b>(I) Trade Receivables</b>		
<b>Receivables considered good - Unsecured</b>		
Receivables from Money Transfer business	921.73	406.35
Wind Mill income receivable	891.46	2,500.50
Other Trade Receivables	935.63	970.92
<b>Sub-Total</b>	<b>2,748.82</b>	<b>3,877.77</b>
Less: Allowances for Impairment Loss	-	-
<b>Total Net receivable</b>	<b>2,748.82</b>	<b>3,877.77</b>

Trade receivables are non-interest bearing and are short-term in nature. These consist of receivable from Government and other parties, and does not involve any credit risk.

**8 Loans**

Particulars	As at 31st March 2021	As at 31st March 2020
<b>Loans (at amortised cost)</b>		
<b>(A)</b>		
Retail Loans	20,83,098.20	14,47,385.36
High Value Loans	34,871.61	35,879.33
Staff Loan	212.85	73.82
Housing loans & other loans	1,18,142.31	1,07,929.07
<b>Total (A) - Gross</b>	<b>22,36,324.97</b>	<b>15,91,267.58</b>
Less: Impairment loss allowance	(44,043.51)	(36,362.55)
<b>Total (A) - Net</b>	<b>21,92,281.46</b>	<b>15,54,905.03</b>

<b>(B)</b>		
Secured loans	19,86,460.37	15,09,634.45
Unsecured Loans	2,49,864.60	81,633.13
<b>Total (B) - Gross</b>	<b>22,36,324.97</b>	<b>15,91,267.58</b>
Less : Impairment loss allowance	(44,043.51)	(36,362.55)
<b>Total (B) - Net</b>	<b>21,92,281.46</b>	<b>15,54,905.03</b>
<b>(C) Loans in India</b>		
i) Public Sector	-	-
ii) Others	22,36,324.97	15,91,267.58
<b>Total (C) Gross</b>	<b>22,36,324.97</b>	<b>15,91,267.58</b>
Less: Impairment Loss Allowance	(44,043.51)	(36,362.55)
<b>Total (C) Net</b>	<b>21,92,281.46</b>	<b>15,54,905.03</b>
<b>Loans (at FVOCI)</b>		
<b>(A)</b>		
Other Loans	1,01,213.11	2,04,524.94
<b>Total (A) - Gross</b>	<b>1,01,213.11</b>	<b>2,04,524.94</b>
Less: Impairment loss allowance	(2,867.11)	(6,651.00)
<b>Total (A) - Net</b>	<b>98,346.00</b>	<b>1,97,873.94</b>
<b>(B)</b>		
Secured loans	-	-
Unsecured Loans	1,01,213.11	2,04,524.94
<b>Total (B) - Gross</b>	<b>1,01,213.11</b>	<b>2,04,524.94</b>
Less : Impairment loss allowance	(2,867.11)	(6,651.00)
<b>Total (B) - Net</b>	<b>98,346.00</b>	<b>1,97,873.94</b>
<b>(C) Loans in India</b>		
i) Public Sector	-	-
ii) Others	1,01,213.11	2,04,524.94
<b>Total (C) Gross</b>	<b>1,01,213.11</b>	<b>2,04,524.94</b>
Less: Impairment Loss Allowance	(2,867.11)	(6,651.00)
<b>Total (C) Net</b>	<b>98,346.00</b>	<b>1,97,873.94</b>
<b>Total Loans (Net)</b>	<b>22,90,627.46</b>	<b>17,52,778.97</b>

<This section has been intentionally left blank>

**Muthoot FinCorp Limited**  
**Notes to the Consolidated Financial Statements for the year ended 31st March 2021**  
*(Amount in INR Lakhs, except share data and unless otherwise stated)*

*Note 8 continued*

**Disclosures on Credit quality and analysis of ECL allowance of the company and its subsidiaries**

**Muthoot FinCorp Limited**

The table below shows the credit quality and the maximum exposure to credit risk based on the Company's internal credit rating system and year-end stage classification. The amounts presented are gross of impairment allowances. Details of the Company's internal grading system are explained in Note 44 and policies on whether ECL allowances are calculated on an individual or collective basis are set out in Note 44

Particulars	As at 31st March 2021				As at 31st March 2020			
	Stage 1	Stage 2	Stage 3	Total	Stage 1	Stage 2	Stage 3	Total
<b>Internal rating grade</b>								
<b>Performing</b>								
High grade	14,53,498.37	-	-	<b>14,53,498.37</b>	13,34,171.24	-	-	<b>13,34,171.24</b>
Standard grade	1,83,709.62	-	-	<b>1,83,709.62</b>	31,924.57	-	-	<b>31,924.57</b>
Sub-standard grade	-	1,70,138.15	-	<b>1,70,138.15</b>	-	17,972.37	-	<b>17,972.37</b>
Past due but not impaired	-	25,633.41	-	<b>25,633.41</b>	-	2,270.25	-	<b>2,270.25</b>
<b>Non-performing</b>								
Individually impaired	-	-	35,958.45	<b>35,958.45</b>	-	-	26,260.47	<b>26,260.47</b>
<b>Total</b>	<b>16,37,207.99</b>	<b>1,95,771.56</b>	<b>35,958.45</b>	<b>18,68,937.99</b>	<b>13,66,095.81</b>	<b>20,242.61</b>	<b>26,260.47</b>	<b>14,12,598.90</b>

An analysis of changes in the gross carrying amount in relation to receivables under financing activities is, as follows:

Particulars	As at 31st March 2021				As at 31st March 2020			
	Stage 1	Stage 2	Stage 3	Total	Stage 1	Stage 2	Stage 3	Total
<b>Gross carrying amount opening balance</b>	13,66,095.81	20,242.61	26,260.47	<b>14,12,598.90</b>	11,16,582.27	59,123.13	31,719.35	<b>12,07,424.75</b>
New assets originated or purchased	38,34,347.65	-	-	<b>38,34,347.65</b>	32,60,072.11	-	-	<b>32,60,072.11</b>
Assets derecognised or repaid (excluding write offs)	(29,24,663.61)	(3,33,204.23)	(1,16,527.82)	<b>(33,74,395.65)</b>	(27,04,741.41)	(2,27,709.02)	(1,17,536.53)	<b>(30,49,986.96)</b>
Assets written off during the period	-	-	(3,612.90)	<b>(3,612.90)</b>	-	-	(4,911.00)	<b>(4,911.00)</b>
Transfers to Stage 1	-	-	-	-	-	-	-	-
Transfers to Stage 2	(5,09,699.88)	5,09,699.88	-	-	(1,88,871.79)	1,88,871.79	-	-
Transfers to Stage 3	(1,28,871.99)	(966.71)	1,29,838.69	-	(1,16,945.36)	(43.29)	1,16,988.65	-
<b>Gross carrying amount closing balance</b>	<b>16,37,207.99</b>	<b>1,95,771.56</b>	<b>35,958.45</b>	<b>18,68,937.99</b>	<b>13,66,095.81</b>	<b>20,242.61</b>	<b>26,260.47</b>	<b>14,12,598.90</b>

Reconciliation of ECL balance is given below:

Particulars	As at 31st March 2021				As at 31st March 2020			
	Stage 1	Stage 2	Stage 3	Total	Stage 1	Stage 2	Stage 3	Total
ECL allowance - opening balance	4,385.50	134.16	17,691.18	<b>22,210.84</b>	2,566.53	215.10	17,587.72	<b>20,369.35</b>
New assets originated or purchased	13,867.08	-	-	<b>13,867.08</b>	10,457.56	-	-	<b>10,457.56</b>
Assets derecognised or repaid (excluding write offs)	(10,022.02)	(1,249.86)	(58,516.11)	<b>(69,787.99)</b>	(7,657.60)	(1,333.17)	(72,698.15)	<b>(81,688.92)</b>
Assets written off during the period	-	-	(3,612.90)	<b>(3,612.90)</b>	-	-	(4,911.00)	<b>(4,911.00)</b>
Transfers to Stage 1	-	-	-	-	-	-	-	-
Transfers to Stage 2	(1,843.35)	1,843.35	-	-	(605.86)	605.86	-	-
Transfers to Stage 3	(466.07)	(3.45)	469.52	-	(375.13)	(0.29)	375.42	-
Impact on year end ECLs of exposures transferred between stages during the year	-	(26.28)	60,989.10	<b>60,962.82</b>	-	646.66	77,337.19	<b>77,983.84</b>
<b>ECL allowance - closing balance</b>	<b>5,921.14</b>	<b>697.92</b>	<b>17,020.78</b>	<b>23,639.85</b>	<b>4,385.50</b>	<b>134.16</b>	<b>17,691.18</b>	<b>22,210.84</b>

Note 8 continued

**Muthoot Microfin Limited**

The table below shows the credit quality and the maximum exposure to credit risk based on the Company's internal credit rating system and year-end stage classification. The amounts presented are gross of impairment allowances. Details of the Company's internal grading system are explained in Note 44 and policies on whether ECL allowances are calculated on an individual or collective basis are set out in Note 44

Particulars	As at 31st March 2021				As at 31st March 2020			
	Stage 1	Stage 2	Stage 3	Total	Stage 1	Stage 2	Stage 3	Total
<b>Internal rating grade</b>								
<b>Performing</b>								
High grade	-	-	-	-	-	-	-	-
Standard grade	3,08,901.72	15,665.15	-	<b>3,24,566.88</b>	2,51,339.45	3,134.70	-	<b>2,54,474.15</b>
Sub-standard grade	-	-	25,890.90	<b>25,890.90</b>	-	-	20,790.40	<b>20,790.40</b>
Past due but not impaired	-	-	-	-	-	-	-	-
<b>Non-performing</b>								
Individually impaired	-	-	-	-	-	-	-	-
<b>Total</b>	<b>3,08,901.72</b>	<b>15,665.15</b>	<b>25,890.90</b>	<b>3,50,457.78</b>	<b>2,51,339.45</b>	<b>3,134.70</b>	<b>20,790.40</b>	<b>2,75,264.55</b>

An analysis of changes in the gross carrying amount in relation to receivables under financing activities is, as follows:

Particulars	As at 31st March 2021				As at 31st March 2020			
	Stage 1	Stage 2	Stage 3	Total	Stage 1	Stage 2	Stage 3	Total
<b>Gross carrying amount opening balance</b>	2,51,339.45	3,134.70	20,790.40	<b>2,75,264.55</b>	2,58,314.30	8,998.60	6,422.00	<b>2,73,734.90</b>
New assets originated or purchased	2,64,156.66	688.93	119.93	<b>2,64,965.52</b>	3,76,425.70	5,681.80	25,458.10	<b>4,07,565.60</b>
Assets derecognised or repaid (excluding write offs)	(1,73,186.99)	(635.48)	(2,942.11)	<b>(1,76,764.57)</b>	(3,65,809.15)	(13,717.10)	(16,497.20)	<b>(3,96,023.45)</b>
Transfers to Stage 1	67.83	(66.93)	(0.90)	<b>(0.00)</b>	386.80	(367.90)	(18.90)	-
Transfers to Stage 2	(15,470.27)	15,475.76	(5.48)	<b>0.00</b>	(3,208.90)	3,500.90	(292.00)	-
Transfers to Stage 3	(14,828.16)	(2,931.83)	17,759.99	-	(15,362.90)	(961.60)	16,324.50	-
Amounts written off	-	-	(9,830.92)	<b>(9,830.92)</b>	-	-	(10,606.10)	<b>(10,606.10)</b>
Change in fair value of loan assets	(3,176.80)	-	-	<b>(3,176.80)</b>	593.60	-	-	<b>593.60</b>
<b>Gross carrying amount closing balance</b>	<b>3,08,901.72</b>	<b>15,665.15</b>	<b>25,890.90</b>	<b>3,50,457.78</b>	<b>2,51,339.45</b>	<b>3,134.70</b>	<b>20,790.40</b>	<b>2,75,264.55</b>

Reconciliation of ECL balance is given below:

Particulars	As at 31st March 2021				As at 31st March 2020			
	Stage 1	Stage 2	Stage 3	Total	Stage 1	Stage 2	Stage 3	Total
ECL allowance - opening balance*	5,760.31	71.20	7,379.20	<b>13,210.71</b>	633.80	17.00	3,159.00	<b>3,809.80</b>
New assets originated or purchased	3,736.45	16.03	15.10	<b>3,767.59</b>	4,251.90	35.90	2,685.60	<b>6,973.40</b>
Assets derecognised or repaid (excluding write offs)	(2,312.65)	(76.31)	(284.17)	<b>(2,673.12)</b>	(604.49)	(15.90)	(1,317.50)	<b>(1,937.89)</b>
Transfers to Stage 1	2.85	(2.26)	(0.60)	-	7.10	(0.80)	(6.30)	-
Transfers to Stage 2	(348.91)	353.22	(4.31)	<b>0.00</b>	(9.10)	13.20	(4.10)	-
Transfers to Stage 3	(336.93)	(51.65)	388.58	-	(43.80)	(2.30)	46.10	<b>0.00</b>
Impact on year end ECLs of exposures transferred between stages during the year	(1.84)	3.46	6,376.99	<b>6,378.61</b>	(5.40)	15.40	4,281.70	<b>4,291.70</b>
Changes to models and inputs using ECL calculation'	(985.37)	(0.96)	851.14	<b>(135.19)</b>	1,530.30	8.70	99.60	<b>1,638.60</b>
Amounts written off	-	-	(3,364.80)	<b>(3,364.80)</b>	-	-	(1,564.90)	<b>(1,564.90)</b>
Additional credit loss provision made by management	-	-	3,728.30	<b>3,728.30</b>	2,614.10	38.00	3,021.60	<b>5,673.70</b>
<b>ECL allowance - closing balance</b>	<b>5,513.91</b>	<b>312.74</b>	<b>15,085.44</b>	<b>20,912.10</b>	<b>8,374.41</b>	<b>109.20</b>	<b>10,400.80</b>	<b>18,884.41</b>

\* Excludes Additional credit loss provision made by management

Note 8 continued

**Muthoot Housing Finance Company Limited**

The table below shows the credit quality and the maximum exposure to credit risk based on the Company's internal credit rating system and year-end stage classification. The amounts presented are gross of impairment allowances. Details of the Company's internal grading system are explained in Note 44 and policies on whether ECL allowances are calculated on an individual or collective basis are set out in Note 44

Particulars	As at 31st March 2021				As at 31st March 2020			
	Stage 1	Stage 2	Stage 3	Total	Stage 1	Stage 2	Stage 3	Total
<b>Internal rating grade</b>								
<b>Performing</b>								
High grade	99,922.23	-	-	<b>99,922.23</b>	93,040.52	-	-	<b>93,040.52</b>
Standard grade	6,768.68	-	-	<b>6,768.68</b>	2,238.31	-	-	<b>2,238.31</b>
Sub-standard grade	-	3,226.30	-	<b>3,226.30</b>	-	3,704.45	-	<b>3,704.45</b>
Past due but not impaired	-	3,564.68	-	<b>3,564.68</b>	-	5,481.19	-	<b>5,481.19</b>
<b>Non-performing</b>								
Individually impaired	-	-	4,660.43	<b>4,660.43</b>	-	-	3,464.60	<b>3,464.60</b>
<b>Total</b>	<b>1,06,690.91</b>	<b>6,790.98</b>	<b>4,660.43</b>	<b>1,18,142.31</b>	<b>95,278.83</b>	<b>9,185.64</b>	<b>3,464.60</b>	<b>1,07,929.07</b>

An analysis of changes in the gross carrying amount in relation to receivables under financing activities is, as follows:

Particulars	As at 31st March 2021				As at 31st March 2020			
	Stage 1	Stage 2	Stage 3	Total	Stage 1	Stage 2	Stage 3	Total
<b>Gross carrying amount opening balance</b>	96,780.44	9,080.57	2,991.04	<b>1,08,852.05</b>	88,740.73	9,188.45	3,959.00	<b>1,01,888.18</b>
New assets originated or purchased	20,870.53	-	-	<b>20,870.53</b>	30,374.51	-	-	<b>30,374.51</b>
Assets derecognised or repaid (excluding write offs)	(9,091.16)	(582.37)	(1,035.91)	<b>(10,709.44)</b>	(20,322.58)	(1,315.41)	(1,772.65)	<b>(23,410.64)</b>
Transfers to Stage 1	(327.40)	327.40	-	-	(2,012.22)	2,012.22	-	-
Transfers to Stage 2	(327.40)	(1,830.80)	2,158.21	-	(2,012.22)	1,207.53	804.69	-
Transfers to Stage 3	-	(2,158.21)	2,158.21	-	-	(804.69)	804.69	-
Impact of exposures transferred between stages during the year	327.40	1,830.80	(2,158.21)	-	2,012.22	(1,207.53)	(804.69)	-
<b>Gross carrying amount closing balance</b>	<b>1,08,232.40</b>	<b>6,667.40</b>	<b>4,113.34</b>	<b>1,19,013.13</b>	<b>96,780.44</b>	<b>9,080.57</b>	<b>2,991.04</b>	<b>1,08,852.05</b>

Reconciliation of ECL balance is given below:

Particulars	As at 31st March 2021				As at 31st March 2020			
	Stage 1	Stage 2	Stage 3	Total	Stage 1	Stage 2	Stage 3	Total
ECL allowance - opening balance	327.13	410.41	1,180.75	<b>1,918.29</b>	116.79	159.51	426.11	<b>702.41</b>
New assets originated or purchased	(123.91)	147.57	931.64	<b>955.29</b>	191.75	263.88	999.97	<b>1,455.60</b>
Assets derecognised or repaid (excluding write offs)	(27.45)	(29.07)	(458.38)	<b>(514.91)</b>	(10.49)	(12.71)	(216.52)	<b>(239.72)</b>
Transfers to Stage 1	197.15	(197.15)	-	-	29.08	(29.08)	-	-
Transfers to Stage 2	197.15	(224.21)	27.06	-	29.08	(0.27)	(28.81)	-
Transfers to Stage 3	-	(27.06)	27.06	-	-	28.81	(28.81)	-
Impact on year end ECLs of exposures transferred between stages during the year	(197.15)	224.21	(27.06)	-	(29.08)	0.27	28.81	-
<b>ECL allowance - closing balance</b>	<b>372.92</b>	<b>304.69</b>	<b>1,681.06</b>	<b>2,358.68</b>	<b>327.13</b>	<b>410.41</b>	<b>1,180.75</b>	<b>1,918.29</b>

<This section has been intentionally left blank>

*Note 8 continued*

**Transferred financial assets that are derecognised in their entirety but where the Group has continuing involvement**

The Group has sold some loans and advances as a source of finance. As per terms of the deal, risk and reward has been transferred to the customer. Hence, as per the derecognition criteria of IND AS 109, including transfer of substantially all risks and rewards relating to assets being transferred to the buyer being met, the assets have been derecognised. The table below summarises the carrying amount of the derecognised financial assets.

Under previous GAAP, retained interest receivable on loan assignment transactions were recognised over the period of such assigned loans. Under Ind AS, the gain arising on said transactions are recorded upfront by discounting the future cash flows accruing in the form of differential interest on such assigned loan to their present values.

Particulars	As at 31st March 2021	As at 31st March 2020
Carrying amount of derecognised financial assets	1,50,664.53	3,98,083.66
Gain/(loss) from derecognition	18,825.54	42,861.75

**Transferred financial assets that are not derecognised in their entirety**

The Group uses securitisations as a source of finance and a means of risk transfer. The Group securitised its gold and microfinance loans to different entities. These entities are not related to the Group. Also, the Group neither holds any equity or other interest nor controls them.

As per the terms of the agreement, the Group is exposed to first loss amounting to 5% - 7% (6% - 7% as at March 31, 2020) of the amount securitised and therefore continues to be exposed to significant risk and rewards relating to the underlying gold and microfinance loans. These receivables are not derecognised and proceeds received are recorded as a financial liability under borrowings.

The table below outlines the carrying amounts and fair values of all financial assets transferred that are not derecognised in their entirety and associated liabilities.

Particulars	As at 31st March 2021	As at 31st March 2020
Carrying amount of assets re - recognised due to non transfer of assets	44,589.19	-
Carrying amount of associated liabilities	44,589.19	-

The carrying amount of above assets and liabilities is a reasonable approximation of fair value.

<This section has been intentionally left blank>

**Muthoot FinCorp Limited**
**Notes to the Consolidated Financial Statements for the year ended 31st March 2021**
*(Amount in INR Lakhs, except share data and unless otherwise stated)*
**9 Investments**

Particulars	As at 31st March 2021	As at 31st March 2020
<b>(i) At Amortized Cost / At Cost</b>		
<b>Debt securities (At Amortized Cost)</b>		
<b>Bonds</b>		
St. Gregorious Medical Mission Bonds	300.00	300.00
<b>Unlisted Debentures</b>		
Investment Richa Lifespace Private Limited	612.50	612.50
Investment Diyug Construction Private Limited	282.85	282.85
Investment Richa Realtors Private Limited	1,300.00	1,300.00
<b>Debt funds</b>		
Investment in Strugence Debt Fund	1,000.00	1,000.00
Investment in BPEA India Credit - Trust II	1,000.00	930.00
<b>Sub-total for investments at amortised cost / cost</b>	<b>4,495.35</b>	<b>4,425.35</b>
<b>(ii) At Fair Value through Profit or Loss</b>		
<b>Others - Quoted</b>		
Investment in JM Financial India Fund II	106.90	121.80
Investments in Mutual Fund	290.02	2,630.89
<b>Sub-total for investments at fair value through Profit or loss</b>	<b>396.92</b>	<b>2,752.70</b>
<b>(iii) At Fair Value through Other Comprehensive Income</b>		
<b>Equity instruments</b>		
<b>Others-Quoted</b>		
Investment in Equity Shares (DP account with Motilal Oswal)	1,038.94	872.57
<b>Others-Unquoted</b>		
Investment in Muthoot Pappachan Chits Private Limited	6.52	5.23
Investment in Avenues India Private Limited	477.48	400.26
Investment in Fair Asset Technologies (P) Limited	703.59	702.76
Investment In The Thinking Machine Media Private Limited	18.00	-
<b>Others - Quoted</b>		
Investment in PMS - Motilal Oswal	631.11	379.33
<b>Sub-total for investments at fair value through other comprehensive income</b>	<b>2,875.64</b>	<b>2,360.15</b>
<b>Total Gross (A)</b>	<b>7,767.91</b>	<b>9,538.19</b>
i) Investments outside India	-	-
ii) Investments in India	7,767.91	9,538.19
<b>Total Gross (B)</b>	<b>7,767.91</b>	<b>9,538.19</b>
Less : Allowance for impairment loss ( C )	(1,207.44)	(1,207.44)
<b>Total - Net D = (A) - (C)</b>	<b>6,560.47</b>	<b>8,330.75</b>



Debt Instruments measured at Amortised Cost

Credit Quality of Assets

Particulars	31/03/2021				31/03/2020			
	Stage 1	Stage 2	Stage 3	Total	Stage 1	Stage 2	Stage 3	Total
<b>Internal rating grade</b>								
<b>Performing</b>								
High grade	2,300.00	-	-	2,300.00	2,230.00	-	-	2,230.00
Standard grade	-	-	-	-	-	-	-	-
Sub-standard grade	-	-	-	-	-	-	-	-
Past due but not impaired	-	-	-	-	-	-	-	-
<b>Non- performing</b>								
Individually impaired	-	-	2,195.35	2,195.35	-	-	2,195.35	2,195.35
<b>Total</b>	<b>2,300.00</b>	<b>-</b>	<b>2,195.35</b>	<b>4,495.35</b>	<b>2,230.00</b>	<b>-</b>	<b>2,195.35</b>	<b>4,425.35</b>

An analysis of changes in the gross carrying amount in relation to Debt Instruments measured at Amortised Cost is, as follows

Particulars	31/03/2021				31/03/2020			
	Stage 1	Stage 2	Stage 3	Total	Stage 1	Stage 2	Stage 3	Total
<b>Gross carrying amount opening balance</b>	2,230.00	-	2,195.35	4,425.35	1,910.00	-	2,195.35	4,105.35
New assets originated or purchased	70.00	-	-	70.00	320.00	-	-	320.00
Assets derecognised or repaid (excluding write offs)	-	-	-	-	-	-	-	-
Assets written off during the period	-	-	-	-	-	-	-	-
Transfers to Stage 1	-	-	-	-	-	-	-	-
Transfers to Stage 2	-	-	-	-	-	-	-	-
Transfers to Stage 3	-	-	-	-	-	-	-	-
<b>Gross carrying amount closing balance</b>	<b>2,300.00</b>	<b>-</b>	<b>2,195.35</b>	<b>4,495.35</b>	<b>2,230.00</b>	<b>-</b>	<b>2,195.35</b>	<b>4,425.35</b>

Reconciliation of ECL balance is given below:

Particulars	2020-21				2019-20			
	Stage 1	Stage 2	Stage 3	Total	Stage 1	Stage 2	Stage 3	Total
ECL allowance - opening balance	-	-	1,207.44	1,207.44	-	-	-	-
New assets originated or purchased	-	-	-	-	-	-	-	-
Assets derecognised or repaid (excluding write offs)	-	-	-	-	-	-	-	-
Assets written off during the period	-	-	-	-	-	-	-	-
Transfers to Stage 1	-	-	-	-	-	-	-	-
Transfers to Stage 2	-	-	-	-	-	-	-	-
Transfers to Stage 3	-	-	-	-	-	-	1,207.44	1,207.44
<b>ECL allowance - closing balance</b>	<b>-</b>	<b>-</b>	<b>1,207.44</b>	<b>1,207.44</b>	<b>-</b>	<b>-</b>	<b>1,207.44</b>	<b>1,207.44</b>

<This section has been intentionally left blank>

**10 Other financial assets**

Particulars	As at 31st March 2021	As at 31st March 2020
Security deposits	7,098.51	7,021.96
Interest accrued on fixed deposits with banks	77.55	28.31
Advance for financial assets	5,209.63	5,209.63
Deposits	128.28	107.02
Deposit with original maturity for more than twelve months	5,152.27	1,042.43
Receivables from auction proceeds	11.03	-
EIS receivable (net)	1,144.38	1,455.51
Other financial assets	2,215.47	2,285.99
<b>Total</b>	<b>21,037.12</b>	<b>17,150.86</b>

**11 Investment property**

Particulars	As at 31st March 2021	As at 31st March 2020
<b>Inventory – Projects</b>		
<b>Opening Balance</b>	30,236.55	30,096.71
Transferred from / (to) property, plant and equipment	-	-
Acquisitions	-	139.83
<b>Closing balance</b>	<b>30,236.55</b>	<b>30,236.55</b>
<b>Depreciation and Impairment</b>		
<b>Opening balance</b>	-	-
Charge for the year	-	-
<b>Closing Balance</b>	<b>-</b>	<b>-</b>
<b>Net Block</b>	<b>30,236.55</b>	<b>30,236.55</b>

11.1. Investment Property includes lien marked properties of INR 13,577.41 as at 31st March, 2021 (March 31, 2020 - INR 13,577.41)

11.2. Fair Value of Investment Property as at March 31, 2021 - INR 31,089.98 (March 31, 2020 - INR 30,303.22)

<This section has been intentionally left blank>

**Muthoot FinCorp Limited**
**Notes to the Consolidated Financial Statements for the year ended 31st March 2021**
*(Amount in INR Lakhs, except share data and unless otherwise stated)*
**12 Property, plant and equipment**

Particulars	Buildings	Computer	Furniture & Fixtures	Land	Plant & Equipment	Vehicles	Windmill	Office Equipment	Electrical Equipments	Leasehold Improvements	Equipment - Finance Lease	Total
<b>As at 31st March 2019</b>	<b>5,850.61</b>	<b>3,646.06</b>	<b>22,609.66</b>	<b>12,555.55</b>	<b>11,685.07</b>	<b>233.45</b>	<b>7,449.78</b>	<b>574.77</b>	<b>158.86</b>	<b>103.64</b>	<b>1,338.66</b>	<b>66,206.11</b>
Addition during the year	-	1,401.73	1,742.25	-	1,131.39	-	-	1,093.99	19.52	51.38	-	5,440.25
Disposals	-	(3.30)	(1.48)	-	-	-	-	(11.92)	(5.20)	(11.80)	(1,338.66)	(1,372.36)
<b>As at 31st March 2020</b>	<b>5,850.61</b>	<b>5,044.49</b>	<b>24,350.43</b>	<b>12,555.55</b>	<b>12,816.46</b>	<b>233.45</b>	<b>7,449.78</b>	<b>1,656.84</b>	<b>173.18</b>	<b>143.23</b>	<b>(0.00)</b>	<b>70,274.00</b>
Addition during the year	-	515.74	1,470.77	-	1,208.85	69.07	-	695.47	4.58	10.84	-	3,975.32
Disposals	-	(12.78)	(0.77)	-	-	-	-	(22.23)	(5.32)	-	-	(41.11)
<b>As at 31st March 2021</b>	<b>5,850.61</b>	<b>5,547.45</b>	<b>25,820.43</b>	<b>12,555.55</b>	<b>14,025.31</b>	<b>302.52</b>	<b>7,449.78</b>	<b>2,330.08</b>	<b>172.43</b>	<b>154.07</b>	<b>(0.00)</b>	<b>74,208.21</b>
<b>Accumulated Depreciation:</b>												
<b>As at 31st March 2019</b>	<b>197.82</b>	<b>1,841.92</b>	<b>7,865.07</b>	<b>-</b>	<b>2,926.18</b>	<b>119.40</b>	<b>1,023.48</b>	<b>160.31</b>	<b>39.64</b>	<b>27.65</b>	<b>0.23</b>	<b>14,201.70</b>
Charged for the year	99.18	1,071.45	3,263.56	-	1,578.61	59.29	513.15	154.94	18.99	25.41	-	6,784.58
Disposals	-	(1.03)	(0.87)	-	-	-	-	(10.98)	(1.39)	(10.63)	(0.23)	(25.12)
<b>As at 31st March 2020</b>	<b>297.00</b>	<b>2,912.35</b>	<b>11,127.76</b>	<b>-</b>	<b>4,504.79</b>	<b>178.69</b>	<b>1,536.63</b>	<b>304.27</b>	<b>57.24</b>	<b>42.43</b>	<b>(0.00)</b>	<b>20,961.16</b>
Addition during the year	98.91	1,186.65	3,287.70	-	2,196.38	28.12	511.74	375.79	22.09	28.35	-	7,735.73
Disposals	-	(9.09)	(0.46)	-	-	-	-	(20.15)	(2.42)	-	-	(32.12)
<b>As at 31st March 2021</b>	<b>395.92</b>	<b>4,089.91</b>	<b>14,415.00</b>	<b>-</b>	<b>6,701.17</b>	<b>206.81</b>	<b>2,048.37</b>	<b>659.91</b>	<b>76.91</b>	<b>70.78</b>	<b>(0.00)</b>	<b>28,664.77</b>
<b>Net book value:</b>												
<b>As at 31st March 2020</b>	<b>5,553.61</b>	<b>2,132.14</b>	<b>13,222.66</b>	<b>12,555.55</b>	<b>8,311.67</b>	<b>54.76</b>	<b>5,913.15</b>	<b>1,352.57</b>	<b>115.94</b>	<b>100.80</b>	<b>(0.00)</b>	<b>49,312.84</b>
<b>As at 31st March 2021</b>	<b>5,454.69</b>	<b>1,457.53</b>	<b>11,405.43</b>	<b>12,555.55</b>	<b>7,324.14</b>	<b>95.72</b>	<b>5,401.41</b>	<b>1,670.17</b>	<b>95.52</b>	<b>83.29</b>	<b>(0.00)</b>	<b>45,543.44</b>

**13 Capital work -in-progress**

Particulars	Amount
<b>As at 31st March 2019</b>	<b>65.80</b>
Addition during the year	1,585.48
Capitalised during the year	(1,651.28)
Disposals	-
<b>As at 31st March 2020</b>	<b>-</b>
Addition during the year	-
Capitalised during the year	-
Disposals	-
<b>As at 31st March 2021</b>	<b>-</b>

**14 Intangible assets under development and other intangible assets**

<b>Particulars</b>	<b>Intangible assets under development</b>	<b>Computer Software</b>
<b>As at 31st March 2019</b>	<b>2.95</b>	<b>2,659.63</b>
Addition during the year	84.49	333.31
Capitalised during the year	-	-
Disposals	-	-
<b>As at 31st March 2020</b>	<b>87.44</b>	<b>2,992.94</b>
Addition during the year	29.96	850.25
Capitalised during the year	-	-
Disposals	(2.95)	-
<b>As at 31st March 2021</b>	<b>114.45</b>	<b>3,843.18</b>
<b>Accumulated Depreciation:</b>		
<b>As at 31st March 2019</b>	<b>-</b>	<b>846.56</b>
Charged for the year	-	523.84
Disposals	-	-
<b>As at 31st March 2020</b>	<b>-</b>	<b>1,370.40</b>
Charged for the year	-	581.05
Disposals	-	-
<b>As at 31st March 2021</b>	<b>-</b>	<b>1,951.45</b>
<b>Net book value:</b>		
<b>As at 31st March 2020</b>	<b>87.44</b>	<b>1,622.54</b>
<b>As at 31st March 2021</b>	<b>114.45</b>	<b>1,891.73</b>

<This section has been intentionally left blank>

**Muthoot FinCorp Limited**

**Notes to the Consolidated Financial Statements for the year ended 31st March 2021**

(Amount in INR Lakhs, except share data and unless otherwise stated)

**15 Right-of-use assets**

Particulars	As at 31st March 2021	As at 31st March 2020
Depreciation charge for Right-of-use assets		
<i>Leasehold Property</i>	16,221.73	14,560.65
<i>Equipments</i>	399.42	943.72
<i>Vehicles</i>	19.32	69.56
Interest expense on lease liabilities	5,311.40	6,066.58
Income from subleasing right-of-use assets	172.13	171.56
Total cash outflow for leases	18,139.06	17,770.74
Carrying amount of right-of-use assets		
<i>Leasehold Property</i>	50,798.32	52,273.81
<i>Equipments</i>	38.38	428.84
<i>Vehicles</i>	-	19.32
Lease Liability		
<i>Leasehold Property</i>	55,954.77	54,087.90
<i>Equipments</i>	43.78	470.08
<i>Vehicles</i>	-	22.23

15.1. The expense relating to payments not included in the measurement of the lease liability is as follows:

Particulars	As at 31st March 2021	As at 31st March 2020
Short-term leases	91.16	352.81
Leases of low value assets	-	6.49
Variable lease payments	-	-

15.2. Carrying value of right-of-use assets at the end of the reporting period:

Particulars	As at 31st March 2021	As at 31st March 2020
Balance as at the beginning	52,721.97	57,860.06
Additions	14,914.12	10,686.14
Deletions	(142.23)	(250.30)
Depreciation charge for the year	(16,640.47)	(15,573.94)
Other Adjustment	(16.68)	-
Balance at the end	50,836.70	52,721.97

15.3. Movement in lease liabilities:

Particulars	As at 31st March 2021	As at 31st March 2020
Balance as at the beginning	54,580.21	56,424.39
Additions	14,415.74	9,859.98
Interest on lease liabilities	5,311.40	6,066.58
Payment of lease liabilities	(18,139.06)	(17,770.74)
Other Adjustment	(169.74)	-
Balance at the end	55,998.55	54,580.21

15.4. Maturity analysis of lease liabilities

Particulars	As at	As at
	31st March 2021	31st March 2020
Less than one year	16,686.17	17,444.26
One to five years	39,000.71	37,633.38
More than five years	26,893.12	22,813.98
Total undiscounted lease liabilities as at March 31, 2021 / March 31, 2020	82,580.00	77,891.62

16 Other non financial assets

Particulars	As at	As at
	31st March 2021	31st March 2020
Prepaid expenses	848.41	590.07
Advance to Creditors	2,996.79	1,610.23
Advance for Property (refer note a)	23,790.54	23,790.54
Pre-Deposit Fee	503.45	440.72
GST / Service Tax Receivables	1,139.03	694.87
Other Receivable	2,582.60	2,612.79
Assets held for sale (refer note b)	911.56	770.59
Advance recoverable in cash or kind	-	81.15
Capital advances	16.88	302.59
<b>Total</b>	<b>32,789.26</b>	<b>30,893.55</b>

(a) Advance for Property as on March 31, 2021 consists of - INR 1,722.40 (P.Y. INR 1,722.40), INR 1,487.26 (P.Y. INR 1,487.26) and INR 20,580.88 (P.Y. INR 20,580.88) advanced by the Company to its Directors and their relatives, M/s. MPG Hotels & Infrastructure Ventures Private Limited (a Company in which the Directors are interested) and M/s. Muthoot Estate Investments (a firm in which the Directors of the Company are partners) respectively for purchase of immovable property by the Company from them.

(b) Assets held for sale represents Assets acquired under satisfaction of debt by Muthoot Housing Finance Company Limited.

17 Payables

Particulars	As at	As at
	31st March 2021	31st March 2020
<b>(I) Trade payables</b>		
Total outstanding dues of micro enterprises and small enterprises	2.47	4.59
Total outstanding dues of creditors other than micro enterprises and small enterprise	270.03	331.26
<b>(II) Other payables</b>		
Total outstanding dues of micro enterprises and small enterprises	45.85	36.16
Total outstanding dues of creditors other than micro enterprises and small enterprise	2,101.21	37,266.63
<b>Total</b>	<b>2,419.57</b>	<b>37,638.64</b>

Disclosure under Micro, Small, and Medium Enterprises Development Act, 2006 :

Particulars	As at	As at
	31st March 2021	31st March 2020
Principal amount remaining unpaid during the year	48.32	40.75
Interest due thereon	-	0.91
Interest remaining accrued and unpaid at the end of the year	-	-
Total interest accrued and remained unpaid at year end	48.32	41.66

**18 Debt Securities (At Amortised Cost)**

Particulars*	As at 31st March 2021	As at 31st March 2020
<b>Secured</b>		
Secured Non-Convertible Debentures	1,142.59	1,639.85
Secured Non-Convertible Debentures- Listed	3,67,491.10	95,192.84
Secured Non-Convertible Debentures - Covered Bonds - Listed	1,11,289.30	12,221.53
<b>Unsecured</b>		
Commercial Paper	2,904.97	-
<b>Total</b>	<b>4,82,827.96</b>	<b>1,09,054.22</b>
Debt securities in India	4,82,827.96	1,09,054.22
Debt securities outside India	-	-
<b>Total</b>	<b>4,82,827.96</b>	<b>1,09,054.22</b>

\*Includes issue expenses amortised as per Effective Interest Rate (EIR)

**Maturity Profile of Non-Convertible Debentures as on March 31st 2021:**

Particulars	Amount
FY 2020-21	2,17,015.51
FY 2021-22	1,44,349.45
FY 2022-23	75,144.55
FY 2023-24	23,416.74
FY 2024-25	25,027.18
Adjustments on account of effective rate of interest	(2,125.48)
<b>TOTAL</b>	<b>4,82,827.96</b>

Secured debentures are secured in either of the following ways by the respective Company issuing the instrument:

Nature of security	Outstanding as at March 31st 2021	Outstanding as at March 31st 2020
<b>Privately placed (Listed &amp; Unlisted)</b>		
Secured by subservient charge on all current assets (both present and future) and immovable property of the Company	148.00	148.00
Exclusive charge over book debts equivalent to 100% of the loan and interest amount	25,969.58	21,449.06
Exclusive charge over book debts equivalent to 110% of the loan and interest amount	3,975.33	-
Exclusive charge over book debts equivalent to 115% of the loan and interest amount	12,397.05	-
Hypothecation of Loan Receivables of the Company equivalent to 1.1 times of the amount outstanding	994.59	1,491.84
First Pari-passu charge on the present and future standard loan receivables equivalent to 1.10 times of the loan	1,29,664.97	-
First Pari-passu charge on the present and future standard loan receivables equivalent to 1.25 times of the loan	44,884.03	-
<b>Public Issue - Listed</b>		
Secured against charge on current assets, book debts, receivables (both present & future) and immovable property of the company	1,50,600.15	73,743.78
<b>Covered Bonds - Listed</b>		
Secured against a pool of gold loans amounting to a minimum cover of 1.15 times of the amount outstanding and immovable property of the company	79,055.97	12,221.53
Secured against a pool of gold loans amounting to a minimum cover of 1.20 times of the amount outstanding and immovable property of the company	32,233.33	-

**Muthoot FinCorp Limited**
**Notes to the Consolidated Financial Statements for the year ended 31st March 2021**
*(Amount in INR Lakhs, except share data and unless otherwise stated)*
**19 Borrowings (other than debt securities) - At Amortised Cost**

Particulars	As at 31st March 2021	As at 31st March 2020
<b>(a) Term loans</b>		
(i) from banks	5,84,825.45	4,35,980.98
(ii) from other parties		
- financial institutions	94,170.01	1,13,363.19
- financial institutions (unsecured)	13,731.04	-
(iii) under securitisation arrangement	44,589.19	-
<b>(b) Loans repayable on demand</b>		
(i) from banks (OD & CC)	7,18,693.11	7,79,155.35
(ii) from other parties (unsecured)	400.09	400.09
<b>Total</b>	<b>14,56,408.89</b>	<b>13,28,899.61</b>
Borrowings in India	14,56,408.89	13,28,899.61
Borrowings outside India	-	-

**a) Security details :**

Borrowings (other than debt securities) are secured in either of the following ways by the respective Company issuing the instrument:

Nature of the security	Outstanding as at March 31st 2021	Outstanding as at March 31st 2020
<b>From Banks and Financial Institutions</b>		
Hypothecation of Loan receivables, other current assets & specified fixed assets equivalent to security cover stipulated by respective banks (Guaranteed by promoter directors INR 383,176 (31st March 2020 : INR 189,011.55))	3,83,652.47	1,90,872.26
Hypothecation of Loan Receivables equivalent to security cover stipulated by respective banks (Guaranteed by promoter directors)	83,631.03	78,698.16
Hypothecation of all present and future current assets including Book Debts, Trade Receivables, Fixed Assets, Intangible assets and all other Receivables	1,026.33	-
Cash margin of 2.50%	999.65	4,989.99
Cash margin of 5%	1,248.75	7,050.50
Cash margin of 10%	17,125.05	25,371.16
Exclusive charge over book debts equivalent to 100% of loan amount and Cash margin of 5%	-	3,599.88
Exclusive charge over book debts equivalent to 105% of loan amount and Cash margin of 2.5%	-	1,306.29
Exclusive charge over book debts equivalent to 105% of loan amount and Cash margin of 5%	31,711.53	38,865.89
Exclusive charge over book debts equivalent to 106% of loan amount and Cash margin of 5%	-	1,013.25
Exclusive charge over book debts equivalent to 108% of loan amount and Cash margin of 8%	5,200.80	-
Exclusive charge over book debts equivalent to 108% of loan amount and Cash margin of 10%	5,116.70	-
Exclusive charge over book debts equivalent to 108.30% of loan amount and Cash margin of 10%	3,667.00	-
Exclusive charge over book debts equivalent to 110% of loan amount and Cash margin of 3%	5,440.22	12,644.95
Exclusive charge over book debts equivalent to 110% of loan amount and Cash margin of 5%	23,363.59	39,483.69
Exclusive charge over book debts equivalent to 110% of loan amount and Cash margin of 7.25%	22,963.20	-
Exclusive charge over book debts equivalent to 110% of loan amount and Cash margin of 8%	7,641.50	-
Exclusive charge over book debts equivalent to 111% of loan amount and Cash margin of 5%	9,991.60	25,191.60
Exclusive charge over book debts equivalent to 112% of loan amount and Cash margin of 10%	17,000.00	-
Exclusive charge over book debts equivalent to 115% of loan amount and Cash margin of 5%	9,460.10	14,396.70
Exclusive charge over book debts equivalent to 117% of loan amount and Cash margin of 5%	3,482.72	-
Exclusive charge over book debts equivalent to 133% of loan amount and Cash margin of 5%	19,811.97	-
Exclusive charge over book debts equivalent to 100% of loan amount	7,907.52	13,804.18
Exclusive charge over book debts equivalent to 105% of loan amount	2,871.34	5,212.50
Exclusive charge over book debts equivalent to 110% of loan amount	43,983.31	65,910.42
Exclusive charge over book debts equivalent to 112.74% of loan amount	6,050.00	9,350.00



Nature of the security	Outstanding as at March 31st 2021	Outstanding as at March 31st 2020
<b>Finance lease obligations</b>		
Hypothecation of motor car	0.31	1.75
<b>From other parties</b>		
Hypothecation of Loan Receivables of the Company equivalent to security cover stipulated by respective lender	10,238.06	11,580.68
<b>Loans repayable on demand</b>		
Hypothecation of Loan Receivables equivalent to security cover stipulated by respective banks (Guaranteed by promoter directors)	7,15,184.37	7,77,441.01

**b) Terms of repayment**

**Secured loans from Banks**

Name of Party	Outstanding as at March 31st 2021	Outstanding as at March 31st 2020	Terms of Repayment
<b>Term Loan from Banks</b>			
State Bank of India Car Loan	12.07	17.09	Repayable in 28 monthly instalments on diminishing value method
State Bank of India Car Loan	6.12	7.83	Repayable in 36 monthly instalments on diminishing value method
Yes Bank	11,372.84	14,216.84	Repayable in 16 instalments at 4.5% of the loan for 15 instalments & 4.48% of the loan for the last instalment
Lakshmi Vilas Bank	-	3,750.00	Repayable in 3 equal quarterly instalments till November 30, 2020
Axis Bank	20,146.08	-	Repayable in 4 quarterly instalments from June 2021
Oriental Bank of Commerce	8,333.32	10,000.00	Repayable in 5 quarterly instalments in April 21, June 21, September 21, December 21 & March 22
Punjab & Sind Bank	-	2,999.00	Repayable in 3 quarterly instalments of from July 2020
Syndicate Bank	-	4,034.72	Repayable in 2 quarterly instalments of from June 2020
Syndicate Bank	1,013.22	5,046.00	Repayable in June 2021
UCO Bank	8,117.37	-	Repayable in 13 quarterly instalments from May 2021
UCO Bank	12,496.74	-	Repayable in 16 quarterly instalments from May 2021
AU Small Finance Bank	-	2,500.00	Repayable in 4 quarterly instalments from May 2020
UCO Bank	13,745.87	18,749.61	Repayable in 11 quarterly instalments from April 2021
UCO Bank	14,992.58	20,000.00	Repayable in 12 quarterly instalments from May 2021
Bank of Maharashtra	3,781.85	15,133.12	Repayable by April 15, 2021
Central Bank of India	17,988.27	29,999.76	Repayable in 6 quarterly instalments from May 2021
Central Bank of India	18,747.67	22,499.93	Repayable in 5 quarterly instalments from June 2021
Allahabad Bank	10,067.89	20,000.08	Repayable in 3 quarterly instalments from May 2021

<This section has been intentionally left blank>

Name of Party	Outstanding as at March 31st 2021	Outstanding as at March 31st 2020	Terms of Repayment
Bank of Baroda	6,000.00	10,057.57	Repayable in 6 quarterly instalments from June 2021
Oriental Bank of Commerce	9,999.98	10,000.00	Repayable in 6 quarterly instalments in June 21, September 21, December 21, Mar 2022, June 2022, September 2022
Punjab & Sind Bank	10,000.01	-	Repayable in 10 quarterly instalments from December 2021
Central Bank of India	7,499.32	-	Repayable in 8 quarterly instalments from November 2021
Central Bank of India	3,750.00	-	Repayable in 4 quarterly instalments from November 2021
Bank of India	24,000.00	-	Repayable in 8 quarterly instalments from July 2021
Bank of Baroda	30,000.00	-	Repayable in 10 quarterly instalments from April 2021
Indian Bank	30,222.95	-	Repayable in 10 quarterly instalments from June 2021
United Bank of India	16,666.63	-	Repayable in 5 quarterly instalments from May 2021
Canara Bank	43,180.00	-	Repayable in 10 quarterly instalments from June 2021
State Bank of India	19,999.85	-	Repayment in single bullet payment on June 30, 2021
State Bank of India	34,999.94	-	Repayable in 10 quarterly instalments from August 2021
Ujjivan Bank	6,500.00	-	Repayable in 5 quarterly instalments from September 2021
AU Small Finance Bank Limited	1,125.00	1,625.00	Repayable in 20 quarterly instalments after 1 month from the date of full disbursement
Axis Bank	1,500.00	-	Repayable in 17 quarterly instalments after 12 months from the date of first disbursement
Bank of Baroda	-	248.82	Repayable in 20 quarterly instalments after 12 months from the disbursement
Bank of Baroda	-	1,664.51	Repayable in 36 quarterly instalments after 12 months from the disbursement
Bank of Baroda	1,587.85	1,866.18	Repayable in 36 quarterly instalments after 12 months from the disbursement
Canara Bank	3,287.04	3,840.91	Repayable in 108 monthly instalments after 13 months from the disbursement
Canara Bank	4,272.88	5,000.01	Repayable in 48 monthly instalments after 13 months from the disbursement
Canara Bank	1,962.11	2,222.22	Repayable in 36 equal quarterly instalments after 15 months from the disbursement
Dhanlaxmi Bank	-	256.82	Repayable in 25 quarterly instalments after 9 months from the disbursement
ICICI Bank Limited	625.00	982.14	Repayable in 28 quarterly instalments after 12 months from the disbursement
DBS Bank Limited	445.44	1,395.83	Repayable in 120 monthly instalments after 12 months from the disbursement
IDBI Bank	-	43.00	Repayable in 78 monthly instalments after 6 months from the disbursement
IDBI Bank	-	115.44	Repayable in 26 quarterly instalments after 6 months from the disbursement
IDBI Bank	775.92	879.36	Repayable in 58 quarterly instalments after 6 months from the disbursement
Indian Bank	8,333.25	9,637.93	Repayable in 29 quarterly instalment after a holiday period of 3 quarter
Karur Vysya Bank	1,805.56	2,083.34	Repayable in 36 equal quarterly instalments after 12 months from the disbursement
Punjab National Bank	2,627.51	3,185.74	Repayable in 36 equal quarterly instalments after 6 months from the disbursement

<This section has been intentionally left blank>

Name of Party	Outstanding as at March 31st 2021	Outstanding as at March 31st 2020	Terms of Repayment
Punjab National Bank	6,558.52	7,310.05	Repayable in 40 equal quarterly instalments after 15 months from the disbursement
Punjab National Bank	1,865.98	2,151.91	Repayable in 36 equal quarterly instalments after 12 months from the disbursement
South Indian Bank	1,100.03	1,871.73	Repayable in 84 monthly instalments after 12 months from the disbursement
South Indian Bank	1,368.43	2,573.97	Repayable in 60 instalments from the disbursement
State Bank of India	1,669.28	2,482.29	Repayable in 27 quarterly instalments after 6 months from the disbursement
State Bank of India	3,189.42	3,589.94	Repayable in 36 quarterly instalments after 4 months from the disbursement
State Bank of India	7,499.46	5,499.98	Repayable in 35 quarterly instalments after 12 months from the disbursement
State Bank of India	5,500.00	-	Repayable in 36 quarterly instalments after 12 months from the disbursement
Union Bank of India	2,498.06	3,268.14	Repayable in 26 equal quarterly instalments after 6 months from the disbursement
Union Bank of India	4,998.37	2,000.00	Repayable in 24 equal quarterly instalments after 15 months from the disbursement
Union Bank of India	498.51	899.13	Repayable in 25 quarterly instalments after 9 months from the disbursement
Union Bank of India	3,606.55	4,165.27	Repayable in 36 equal quarterly instalments after 15 months from disbursement
Union Bank of India	-	355.09	Repayable in 84 monthly instalments after 1 month from the disbursement
Yes Bank Limited	3,097.46	3,428.75	Repayable in 163 monthly instalments after 6 months from the disbursement
National Housing Bank	300.65	366.61	Repayable in 47 quarterly instalments after quarter succeeding from the disbursement
National Housing Bank	598.00	666.00	Repayable in 59 quarterly instalments after quarter succeeding from the disbursement
National Housing Bank	71.63	90.31	Repayable in 27 quarterly instalments after quarter succeeding from the disbursement
National Housing Bank	883.70	1,052.90	Repayable in 59 quarterly instalments after quarter succeeding from the disbursement
National Housing Bank	1,319.40	1,422.60	Repayable in 59 quarterly instalments after quarter succeeding from the disbursement
National Housing Bank	669.20	822.80	Repayable in 27 quarterly instalments after quarter succeeding from the disbursement
National Housing Bank	2,533.00	-	Repayable in within one year
National Housing Bank	216.30	-	Repayable in 39 quarterly instalments after quarter succeeding from the disbursement
National Housing Bank	507.60	-	Repayable in 39 quarterly instalments after quarter succeeding from the disbursement
National Housing Bank	996.76	-	Repayable in 39 quarterly instalments after quarter succeeding from the disbursement
National Housing Bank	2,322.80	-	Repayable in 39 quarterly instalments after quarter succeeding from the disbursement
National Housing Bank	1,188.97	-	Repayable in 39 quarterly instalments after quarter succeeding from the disbursement
National Housing Bank	657.69	-	Repayable in 39 quarterly instalments after quarter succeeding from the disbursement
ADC Bank	-	400.04	Repayable in 24 monthly installments
Andhra Bank	-	1,363.64	Repayable in 33 monthly installments
Axis Bank	-	714.28	Repayable in 7 quarterly installments
Axis Bank	875.00	2,625.00	Balance repayable in 2 Quarterly installments
Axis Bank	2,500.00	5,000.00	Balance repayable in 4 Quarterly installments
Bandhan Bank	2,285.47	9,142.61	Balance repayable in 1 Quarterly installments
Bank of Bahrain and Kuwait	3,500.00	-	Balance repayable in 12 Quarterly installments
Bank of Baroda	9,500.00	14,500.03	Balance repayable in 19 Monthly installments

Name of Party	Outstanding as at March 31st 2021	Outstanding as at March 31st 2020	Terms of Repayment
Bank of India	118.22	498.97	Balance repayable in 2 Monthly installments
DCB Bank 2	578.42	1,084.55	Balance repayable in 8 Monthly installments
DCB Bank 3	2,000.00	3,166.67	Balance repayable in 12 Monthly installments
DOHA Bank	1,047.22	2,013.89	Balance repayable in 13 Monthly installments
Equitas Small Finance Bank	-	1,351.77	Repayable in 24 monthly installments
HDFC Bank	952.38	-	Balance repayable in 20 Monthly installments
ICICI Bank	-	454.55	Repayable in 22 monthly installments
ICICI Bank II	-	1,363.64	Repayable in 22 monthly installments
ICICI Bank III	2,727.27	7,727.27	Balance repayable in 6 Monthly installments
ICICI Bank IV	2,727.27	5,000.00	Balance repayable in 12 Monthly installments
IDFC Bank II	-	1,785.71	Repayable in 21 monthly installments
Indian Bank 1	10,000.01	25,245.23	Balance repayable in 8 Monthly installments
Indian Bank 2	9,166.60	19,352.98	Balance repayable in 11 Monthly installments
Jana Small Finance Bank	5,000.00	-	Balance repayable in 24 Monthly installments
Karnataka Bank	4,999.94	-	Balance repayable in 5 Half Yearly installments
Kotak Bank II	250.00	4,000.00	Balance repayable in 4 Monthly installments
Kotak Bank III	1,666.67	4,166.66	Balance repayable in 8 Monthly installments
Kotak Bank IV	6,708.33	-	Balance repayable in 23 Monthly installments
Lakshmi Vilas Bank	-	694.44	Repayable in 36 monthly installments
Lakshmi Vilas Bank	1,430.38	3,333.33	Balance repayable in 5 Monthly installments
State Bank of India 3	703.21	4,376.81	Balance repayable in 2 Monthly installments
State Bank of India 4	11,538.16	26,310.03	Balance repayable in 9 Monthly installments
State Bank of India 5	20,000.00	-	Balance repayable in 12 Quarterly installments
State Bank of Mauritius	-	333.33	Repayable in 13 monthly installments
Syndicate Bank	-	1,014.24	Repayable in 10 monthly installments
Union Bank of India	1,416.68	2,523.52	Balance repayable in 17 Monthly installments
Union Bank of India	3,333.33	5,046.47	Balance repayable in 20 Monthly installments
United Bank of India	-	750.00	Repayable in 10 monthly installments
Woori Bank	0.00	1,000.00	Repayable in 36 monthly installments
Woori Bank	755.56	1,888.89	Balance repayable in 8 Monthly installments
Federal Bank Car Loan	0.31	4.55	Balance repayable in 3 Monthly installments
Standard Chartered Bank I -2	-	1,250.00	Repayable in 1 yearly installment
Standard Chartered Bank I -3	-	2,500.00	Repayable in 1 yearly installment
Standard Chartered Bank II	1,250.00	5,000.00	Balance repayable in 1 Quarterly installments
Standard Chartered Bank III	2,500.00	-	Balance repayable in 4 Quarterly installments
Standard Chartered Bank I -4	2,000.00	-	Balance repayable in 1 Yearly installments
Standard Chartered Bank I -5	1,750.00	-	Balance repayable in 1 Yearly installments
Standard Chartered Bank I -6	1,250.00	-	Balance repayable in 1 Yearly installments
Standard Chartered Bank I -7	3,750.00	-	Balance repayable in 1 Yearly installments
Ujjivan Small Finance Bank	-	1,309.52	Repayable in 21 monthly installments
Ujjivan Small Finance Bank II	714.29	1,500.00	Balance repayable in 10 Monthly installments
<b>Securitisation arrangements</b>			
Catholic Syrian Bank	7,659.62	-	Balance repayable in 15 Monthly installments
Federal Bank	3,674.18	-	Balance repayable in 14 Monthly installments
ICICI Bank	5,129.64	-	Balance repayable in 15 Monthly installments
DCB Bank	5,213.40	-	Balance repayable in 15 Monthly installments
IDFC Bank	23,024.38	-	Balance repayable in 17 Monthly installments
Adjustments on account of effective rate of interest	(1,983.66)	(1,887.92)	

<b>Term Loan from Others</b>			
<b>Name of Party</b>	<b>As at 31st March 2021</b>	<b>As at 31st March 2020</b>	<b>Terms of Repayment</b>
Mahindra & Mahindra Financial Services Limited	944.17	2,692.72	Repayable in 6 monthly instalments from April 2021
Hinduja Housing Finance Company Limited	500.00	700.00	Repayable in 120 monthly instalments after 12 months from the disbursement
LIC Housing Finance Limited	8,824.05	9,556.59	Repayable in 108 monthly instalments after 12 months from the disbursement
Muthoot Capital Services Limited	1,000.00	-	Bullet repayment at the end of 6 months from the disbursement
Northern Arc Capital Limited	-	416.66	Repayable in 12 quarterly instalments
Northern Arc Capital Limited	-	250.00	Repayable in 12 quarterly instalments
Northern Arc Capital Limited	-	500.00	Repayable in 12 quarterly instalments
Northern Arc Capital Limited	-	250.00	Repayable in 12 quarterly instalments
Muthoot Capital Services Limited	1,033.33	-	Repayable in 36 monthly instalments from disbursement
Hero Fincorp	-	996.42	Repayable in 24 monthly installments
Hero Fincorp	-	1,192.26	Repayable in 21 monthly installments
OIKO	4,000.00	-	Balance repayable in 12 Quarterly installments
Mas Financial Services Ltd	4,375.00	-	Balance repayable in 21 Monthly installments
MUDRA	1,818.16	5,454.53	Balance repayable in 6 Monthly installments
MUDRA II	5,356.40	9,642.80	Balance repayable in 15 Monthly installments
NABARD Refinance	12,500.00	27,500.00	Balance repayable in 6 Monthly installments
NABARD Refinance	10,000.00	17,500.00	Balance repayable in 7 Half Yearly installments
NABARD Refinance	6,050.00	9,350.00	Balance repayable in 8 Half Yearly installments
NABARD Refinance	17,000.00	-	Balance repayable in 2 Yearly installments
SIDBI	1,000.00	5,000.00	Balance repayable in 3 Monthly installments
SIDBI	15,333.33	20,000.00	Balance repayable in 23 Monthly installments
Northern Arc Capital Limited	8,785.89	-	Balance repayable in 21 Monthly installments
NABFIN-2	2,000.00	-	Balance repayable in 24 Monthly installments
NABKISAN	-	362.40	Balance repayable in 0 Monthly installments
NABKISAN II	1,500.00	-	Balance repayable in 12 Quarterly installments
OIKO	1,166.76	2,333.33	Balance repayable in 1 Annually installments
Northern Arc Capital Limited	5,000.00	-	Balance repayable in 12 Quarterly installments
Adjustments on account of effective rate of interest	(287.53)	(334.53)	

<This section has been intentionally left blank>

**Muthoot FinCorp Limited****Notes to the Consolidated Financial Statements for the year ended 31st March 2021***(Amount in INR Lakhs, except share data and unless otherwise stated)***20 Subordinated Liabilities**

Particulars	As at 31st March 2021	As at 31st March 2020
<b>At amortised cost</b>		
Subordinated Debt	2,08,973.13	2,30,519.14
Subordinated Debt - Listed	14,407.40	3,557.87
Unsecured Term Loan from Financial Institutions	2,496.26	2,492.77
Tier-I Capital - Perpetual Debt Instruments	26,131.54	26,090.46
<b>Total</b>	<b>2,52,008.33</b>	<b>2,62,660.24</b>
Borrowings in India	2,52,008.33	2,62,660.24
Borrowings outside India	-	-

(a) Subordinated Debt instruments are unsecured, subordinated to the claims of all other creditors with an initial maturity of minimum 5 years. Subordinated Debt aggregating to INR 10,000 (31st March 2020 : INR 10,000) are guaranteed by promoter directors (Mr. Thomas John Muthoot, Mr. Thomas George Muthoot and Mr. Thomas Muthoot) of the Company.

(b) Maturity Profile of Subordinated Debt, Subordinated Debt-Listed and Unsecured Term Loan

Particulars	Amount
FY 2021-22	56,902.30
FY 2022-23	45,923.71
FY 2023-24	49,005.09
FY 2024-25	25,991.84
FY 2025-26	15,868.99
FY 2026-27	24,804.50
FY 2027-28	6,002.28
FY 2028-29	1,460.14
Adjustments on account of effective rate of interest	(82.07)
<b>TOTAL</b>	<b>2,25,876.79</b>

(c) Unamortised Borrowing Cost on Unsecured Term Loan from Financial Institutions is INR 3.74 (31st March 2020: INR 7.23).

(d) Perpetual Debt Instruments are unsecured instruments, which have been issued as per RBI guidelines. Unamortised Borrowing Cost on Perpetual Debt Instruments is INR 268.46 (31st March 2020: INR 309.54).

(e) The percentage of PDI to the Tier I Capital of the Group as at March 31, 2021 is 10.77% (31st March 2020 - 13.08%).

**21 Other Financial Liabilities**

Particulars	As at 31st March 2021	As at 31st March 2020
Expenses Payable	1,851.96	1,444.90
Security deposits received	932.37	787.58
Unpaid matured debt and interest accrued thereon	2,953.63	1,180.40
Interest accrued but not due on borrowings	47,228.08	37,145.67
Payable to employees	1,086.65	1,272.09
Payables towards securitisation/assignment transactions	11,645.73	9,831.66
Others	4,747.07	4,231.35
<b>Total</b>	<b>70,445.49</b>	<b>55,893.66</b>

**22 Provisions**

<b>Particulars</b>	<b>As at 31st March 2021</b>	<b>As at 31st March 2020</b>
Provision for employee benefits		
- Gratuity	2,187.18	2,127.76
- Provision for compensated absences	526.24	407.77
Impairment on Loan Commitments	12.77	14.77
<b>Total</b>	<b>2,726.19</b>	<b>2,550.30</b>

**23 Other Non-Financial Liabilities**

<b>Particulars</b>	<b>As at 31st March 2021</b>	<b>As at 31st March 2020</b>
Statutory dues payable	1,762.97	4,001.25
Advance received from Customers	146.89	76.51
Income received in advance	-	24.39
Other non financial liabilities	5.80	5.08
<b>Total</b>	<b>1,915.66</b>	<b>4,107.23</b>

<This section has been intentionally left blank>

**Muthoot FinCorp Limited****Notes to the Consolidated Financial Statements for the year ended 31st March 2021***(Amount in INR Lakhs, except share data and unless otherwise stated)***24 Equity share capital****(a) Authorised share capital****Equity Shares**

Particulars	No. of Shares	Amount
<b>At 1st April 2019</b>	20,00,00,000	20,000.00
Add: Increased during the year	-	-
<b>At 31st March 2020</b>	20,00,00,000	20,000.00
Add: Increased during the year	2,50,00,000	2,500.00
<b>At 31st March 2021</b>	22,50,00,000	22,500.00

**Preference Shares**

Particulars	No. of Shares	Amount
<b>At 1st April 2019</b>	-	-
Add: Increased during the year	-	-
<b>At 31st March 2020</b>	-	-
Add: Increased during the year	20,00,00,000	20,000.00
<b>At 31st March 2021</b>	20,00,00,000	20,000.00

**(b) Issued capital**

Particulars	No. of Shares	Amount
<b>At 1st April 2019</b>	19,38,00,800	19,380.08
Add: Increased during the year	-	-
<b>At 31st March 2020</b>	19,38,00,800	19,380.08
Add: Increased during the year	-	-
<b>At 31st March 2021</b>	19,38,00,800	19,380.08

**(c) Subscribed and Fully Paid Up Capital**

Particulars	No. of Shares	Amount
<b>At 1st April 2019</b>	19,37,05,560	19,370.56
Add: Increased during the year	-	-
<b>At 31st March 2020</b>	19,37,05,560	19,370.56
Add: Increased during the year	-	-
<b>At 31st March 2021</b>	19,37,05,560	19,370.56

**(d) Terms/ rights attached to equity shares :**

The Group has only one class of shares namely equity shares having a face value of INR 10. Each holder of equity share is entitled to one vote per share. All shares rank pari passu with regard to dividend and repayment of capital. In the event of liquidation of Company, the holder of equity shares will be entitled to receive any of the remaining assets of the Group, after distribution of all preferential amounts.



**(e) Shareholder's having more than 5% equity shareholding in the Group**

Particulars	As at	As at
	31st March 2021	31st March 2020
No. of shares and % of holding		
Mr. Thomas John Muthoot	5,08,43,764 - 26.25%	5,08,43,764 - 26.25%
Mr. Thomas George Muthoot	5,08,43,764 - 26.25%	5,08,43,764 - 26.25%
Mr. Thomas Muthoot	5,08,43,769 - 26.25%	5,08,43,769 - 26.25%
Ms. Preethi John Muthoot	1,35,25,989 - 6.98%	1,35,25,989 - 6.98%
Ms. Nina George	1,35,25,961 - 6.98%	1,35,25,961 - 6.98%
Ms. Remy Thomas	1,35,25,988 - 6.98%	1,35,25,988 - 6.98%

**25 Other Equity**

Particulars	As at	As at
	31st March 2021	31st March 2020
Securities Premium	38,129.81	38,129.81
Statutory Reserve (Pursuant to Section 45-IC of the RBI Act 1934)	55,945.97	48,414.05
Statutory Reserve (Pursuant to Section 29C of the NHB Act 1987)	1,668.56	1,266.37
Retained Earnings	1,50,180.32	1,18,998.85
General Reserve	21.42	(1.58)
Treasury shares	-	(0.00)
Employee stock options outstanding	229.37	153.12
Other Comprehensive income	1,387.08	2,268.70
<b>Total</b>	<b>2,47,562.53</b>	<b>2,09,229.34</b>

**24.1. Nature and purpose of reserve****Securities Premium**

Securities premium is used to record the premium on issue of shares. This can be utilised only for limited purposes such as issuance of bonus shares in accordance with the provisions of the Companies Act, 2013.

**Statutory Reserve**

Statutory Reserve represents the Reserve Fund created under Section 45-IC of the Reserve Bank of India Act, 1934 and Section 29C of the National Housing Bank Act, 1987 read with Section 36(1)(viii) of the Income Tax Act, 1961. Accordingly, an amount representing 20% of Profit for the period is transferred to the Reserve for the year.

**Employee stock options outstanding**

The account is used to recognise the grant date value of options issued to employees under Employee stock option plan and adjusted as and when such options are exercised or otherwise expire.

**Loan assets through other comprehensive income**

Changes in the fair value of loan assets held with the business objective of collect and sell are recognised in other comprehensive income. These changes are accumulated within the FVOCI debt investments reserve within equity. The company transfers amounts from this reserve to the statement of profit and loss when the loan assets are sold. Any impairment loss on such loans are reclassified immediately to the statement of profit and loss.

**Treasury shares**

Treasury shares represents Company's own equity shares held by Employee welfare trust.

**General reserve**

Represents the profits or losses made by the Employee Welfare Trust on account of issue or sale of treasury stock.

**Retained Earnings**

This Reserve represents the cumulative profits of the Group. This Reserve can be utilized in accordance with the provisions of the Companies Act, 2013.

**Muthoot FinCorp Limited****Notes to the Consolidated Financial Statements for the year ended 31st March 2021***(Amount in INR Lakhs, except share data and unless otherwise stated)***26 Interest Income**

Particulars	For the Year Ended 31st March 2021	For the Year Ended 31st March 2020
<b>On Financial Assets measured at Amortised Cost</b>		
Interest on Loans	3,71,677.41	2,86,247.08
Interest Income from Investments	258.66	-
Interest on Deposit with Banks	1,945.72	1,891.77
Other Interest Income	43.31	440.84
<b>On Financial Assets measured at fair value through other comprehensive income</b>		
Interest on Loans	3,955.09	27,806.91
<b>Total</b>	<b>3,77,880.19</b>	<b>3,16,386.61</b>

**27 Net gain on fair value changes**

Particulars	For the Year Ended 31st March 2021	For the Year Ended 31st March 2020
(i) On trading portfolio		
- Investments	22.78	262.34
(ii) Gain on sale of loans at fair value through other comprehensive income	4,273.28	21,628.42
<b>Total Net gain/(loss) on fair value changes</b>	<b>4,296.06</b>	<b>21,890.75</b>
Fair Value changes:		
- Realised	4,349.96	21,827.68
- Unrealised	(53.91)	63.07
	<b>4,296.06</b>	<b>21,890.75</b>

**28 Others**

Particulars	For the Year Ended 31st March 2021	For the Year Ended 31st March 2020
Income from Money transfer	636.70	1,398.91
Income From Forex operations	118.34	262.87
Income From Power generation	974.21	996.20
Income from Investment	2,033.86	2,561.70
Income from Software support service	179.26	244.56
Bad debt recovered	1,012.70	424.39
Other financial services	282.71	283.69
Other income	214.19	273.63
<b>Total</b>	<b>5,451.97</b>	<b>6,445.96</b>

**29 Other Income**

Particulars	For the Year Ended 31st March 2021	For the Year Ended 31st March 2020
Non-operating income	90.79	376.82
<b>Total</b>	<b>90.79</b>	<b>376.82</b>

**30 Finance Costs**

Particulars	For the Year Ended 31st March 2021	For the Year Ended 31st March 2020
Interest on borrowings	1,32,192.90	1,28,327.12
Interest on debt securities	32,124.79	12,857.49
Interest on lease liabilities	5,311.40	6,066.58
Interest on subordinate liabilities	29,654.19	24,120.53
Other charges	6,880.51	4,733.33
<b>Total</b>	<b>2,06,163.79</b>	<b>1,76,105.04</b>

**31 Impairment of Financial Instruments**

Particulars	For the Year Ended 31st March 2021	For the Year Ended 31st March 2020
<b>At Amortised Cost</b>		
Loans- at amortised cost	3,897.16	17,450.32
Impairment on loan commitments	(1.98)	6.78
Impairment on other receivables	4.22	1.51
Loans written off / waived off	15,085.19	18,236.31
Investments- at Amortised Cost	-	1,207.44
<b>Total</b>	<b>18,984.59</b>	<b>36,902.36</b>

**32 Employee Benefits**

Particulars	For the Year Ended 31st March 2021	For the Year Ended 31st March 2020
Salaries and Wages	61,861.66	64,126.44
Contributions to Provident and Other Funds	4,056.41	3,896.39
Incentives	1,493.70	2,184.78
Bonus & Exgratia	1,602.64	1,159.42
Gratuity & Leave encashment	470.86	407.50
Share based payments	127.02	60.72
Staff Welfare Expenses	2,047.34	1,091.93
<b>Total</b>	<b>71,659.63</b>	<b>72,927.18</b>

**33 Depreciation expense**

Particulars	For the Year Ended 31st March 2021	For the Year Ended 31st March 2020
Depreciation of Tangible Assets	7,735.76	6,784.43
Depreciation of Right of Use Assets	16,640.47	15,573.93
Amortization of Intangible Assets	581.03	523.84
<b>Total</b>	<b>24,957.26</b>	<b>22,882.20</b>

**34 Other Expenses**

Particulars	For the Year Ended 31st March 2021	For the Year Ended 31st March 2020
Advertisement and publicity	7,801.24	2,964.37
AMC Charges	71.98	88.52
Auditor's fees and expenses	114.13	114.98
Communication costs	3,833.43	3,359.13
Director's fees, allowances and expenses	152.06	152.60
Donations & CSR Expenses	1,073.31	637.15
Impairment on assets held for sale	42.68	28.98
Insurance	688.21	387.52
Legal & Professional Charges	3,315.50	4,044.09
Office Expenses	285.09	301.35
Other Expenditure	1,150.11	1,019.11
Printing and Stationery	1,028.11	1,212.42
Rent, taxes and energy costs	4,405.54	5,516.75
Repairs and maintainence	2,817.70	2,948.91
Security Charges	4,332.83	3,833.21
Software Licence and Subscription charges	278.44	191.57
Software Development Expenses	122.78	150.13
Travelling and Conveyance	2,805.06	4,946.88
Water Charges	18.71	16.25
<b>Total</b>	<b>34,336.91</b>	<b>31,913.92</b>

<This section has been intentionally left blank>

**(a) Auditors Remuneration**

Particulars	For the Year Ended 31st March 2021	For the Year Ended 31st March 2020
<b>As auditor</b>		
Statutory Audit fees	77.50	69.50
Limited review fees	13.08	17.35
Tax Audit fees	8.40	8.90
<b>For other services</b>		
Certification and other matters	11.18	13.45
<b>For reimbursement of expenses</b>		
Out of pocket expenses	1.09	2.78
<b>Total</b>	<b>111.25</b>	<b>111.98</b>

*Above figures are exclusive of GST/Service Tax*

**(b) CSR Expenditure**

As required under Section 135 of the Companies Act, 2013, the Group was required to spend INR 777.03 in the reporting year in pursuance of its Corporate Social Responsibility Policy, being two per cent of the average net profits of the company made during the three immediately preceding financial years. The Group has during the year, spent a total of INR 1,135.40 towards CSR expenditure. There is no accumulated shortfall in the amount required to be spent as on 31st March, 2021.

(c) Donations made by the Group include political contributions amounting to INR35 during the year ended 31st March 2021 (Year ended 31st March 2020 : Rs 0.10)

**35 Earnings Per Share**

Basic earnings per share (EPS) is calculated by dividing the net profit for the year attributable to equity holders of Parent Company by the weighted average number of equity shares outstanding during the year.

Diluted EPS is calculated by dividing the net profit attributable to equity holders of Parent Company (after adjusting for interest on the convertible preference shares and interest on the convertible bond, in each case, net of tax, if any) by the weighted average number of equity shares outstanding during the year plus the weighted average number of equity shares that would be issued on the conversion of all the dilutive potential ordinary shares into ordinary shares.

Particulars	For the Year Ended 31st March 2021	For the Year Ended 31st March 2020
Net profit attributable to ordinary equity holders of the parent	39,021.04	24,703.73
<b>Weighted average number of equity shares for basic earnings per share</b>	19,37,05,560	19,37,05,560
Effect of dilution	-	-
<b>Weighted average number of equity shares for diluted earnings per share</b>	19,37,05,560	19,37,05,560
<b>Earnings per share</b>		
Basic earnings per share (INR)	20.14	12.75
Diluted earnings per share (INR)	20.14	12.75

**Muthoot FinCorp Limited****Notes to the Consolidated Financial Statements for the year ended 31st March 2021***(Amount in INR Lakhs, except share data and unless otherwise stated)***36 Income Tax**

The components of income tax expense for the year ended March 31st 2021 and year ended March 31st 2020 are:

<b>Particulars</b>	<b>For the Year Ended 31st March 2021</b>	<b>For the Year Ended 31st March 2020</b>
Current tax	17,865.05	11,770.02
Deferred tax relating to origination and reversal of temporary differences	(4,310.55)	(2,268.64)
MAT Credit Entitlement	(36.26)	-
<b>Income tax expense reported in statement of profit and loss</b>	<b>13,518.24</b>	<b>9,501.38</b>
<b>OCI Section</b>		
Deferred tax related to items recognised in OCI during the period:		
Net gain / (loss) on equity instruments measured through other comprehensive income	(240.82)	35.12
Remeasurement of loan assets	799.15	(149.38)
Remeasurement of the defined benefit liabilities	38.23	102.88
<b>Income tax charged to OCI</b>	<b>596.55</b>	<b>(11.38)</b>

**Reconciliation of the total tax charge:**

The tax charge shown in the statement of profit and loss differ from the tax charge that would apply if all the profits had been charged at India corporate tax rate. A reconciliation between the tax expense and the accounting profit multiplied by India's domestic tax rate for the year ended March 31st 2021 and year ended March 31st 2020 is as follows:

<b>Particulars</b>	<b>For the Year Ended 31st March 2021</b>	<b>For the Year Ended 31st March 2020</b>
Accounting profit before tax	53,246.36	35,294.19
<b>At India's statutory income tax rate of 25.168%* (2020: 25.168%)</b>	<b>13,401.04</b>	<b>8,882.84</b>
<b>Tax effects of adjustments</b>		
Non deductible items	140.45	949.36
Exempted Income	(5.68)	(5.67)
Deduction under Chapter VIA of the Income Tax Act	(20.33)	-
Adjustment on account of different tax rates	-	(625.55)
Opening balance of DTA due to change in tax rate	-	83.70
Tax impact of previous years	-	139.57
Tax on income which are taxed on different rates	-	0.82
Others	2.76	76.32
<b>Income tax expense reported in the statement of profit or loss</b>	<b>13,518.24</b>	<b>9,501.38</b>
<b>Effective Income Tax Rate</b>	<b>25.39%</b>	<b>26.92%</b>

**Muthoot FinCorp Limited**

**Notes to the Consolidated Financial Statements for the year ended 31st March 2021**

(Amount in INR Lakhs, except share data and unless otherwise stated)

**Income Tax (contd...)**

**Movement in deferred tax assets/(liabilities)**

Particulars	As of 31st March 2019	Recognised in Statement of Profit and Loss	Recognised in Statement of other comprehensive income	Adjusted to Retained Earnings / Other Comprehensive Income	As at 31st March 2020
Deductible temporary difference on account of depreciation and amortisation	1,804.78	405.95	-	-	2,210.73
Bonus disallowed due to non-payment	259.23	63.32	-	-	322.55
Provision for employee benefits	251.40	117.59	33.18	-	402.17
Provision for Investment Rate Fluctuation	57.48	-	-	-	57.48
Expected credit loss provision on financial assets	3,160.19	3,690.03	-	-	6,850.22
Financial assets measured at amortised cost	1,415.89	50.32	-	-	1,466.21
Fair Valuation of Financial Assets	212.56	-	34.91	-	247.47
Financial liabilities measured at amortised cost	(234.55)	(51.51)	-	-	(286.06)
Direct assignment transactions	(5,833.00)	(1,731.14)	(149.38)	-	(7,713.52)
Securitisation transactions	-	-	-	-	-
Special reserve	(210.21)	(57.81)	-	-	(268.02)
EIS receivable	-	(366.70)	-	-	(366.70)
Fair value of future lease obligations in accordance with Ind AS 116	-	132.35	-	-	132.35
Other items giving rise to temporary differences	80.54	22.12	69.90	-	172.57
Minimum Alternate tax credit entitlement	91.58	-	-	-	91.58
Carry Forward Losses and Unabsorbed Depreciation	36.63	(5.89)	-	(3.92)	26.83
Reversal of Previous Years	(257.62)	-	-	(0.05)	(257.67)
Reversal on account of Tax rate change	-	-	-	(3,266.63)	(3,266.63)
Round Off Adjustment	0.03	-	-	-	0.08
<b>Total</b>	<b>834.93</b>	<b>2,268.64</b>	<b>(11.38)</b>	<b>(3,270.59)</b>	<b>(178.36)</b>
Mat Credit Utilisation					(34.97)
<b>Total</b>	<b>834.93</b>	<b>2,268.64</b>	<b>(11.38)</b>	<b>(3,270.59)</b>	<b>(213.33)</b>

<This section has been intentionally left blank>

Particulars	As at 31st March 2020	Recognised in Statement of Profit and Loss	Recognised in Statement of other comprehensive income	Adjusted to Retained Earnings / Other Comprehensive Income	As at 31st March 2021
Deductible temporary difference on account of depreciation and amortisation	2,210.73	487.86	-	-	2,698.60
Bonus disallowed due to non-payment	322.55	40.44	-	-	363.00
Provision for employee benefits	402.17	40.53	17.67	-	460.37
Provision for Investment Rate Fluctuation	57.48	-	-	-	57.48
Expected credit loss provision on financial assets	6,850.22	731.73	-	-	7,581.95
Financial assets measured at amortised cost	1,466.21	(386.80)	-	-	1,079.40
Fair Valuation of Financial Assets	247.47	1,059.41	(240.75)	-	1,066.14
Financial liabilities measured at amortised cost	(286.06)	(397.60)	-	-	(683.66)
Direct assignment transactions	(7,713.52)	2,445.24	799.15	-	(4,469.12)
Special reserve	(268.02)	(75.50)	-	-	(343.52)
EIS receivable	(366.70)	77.24	-	-	(289.46)
Fair value of future lease obligations in accordance with Ind AS 116	132.35	106.27	-	-	238.62
Other items giving rise to temporary differences	172.57	125.75	20.48	-	318.80
Minimum Alternate tax credit entitlement	56.61	36.26	-	-	92.88
Carry Forward Losses and Unabsorbed Depreciation	26.83	55.98	-	-	82.81
Reversal of Previous Years	(257.67)	-	-	(0.19)	(257.86)
Reversal on account of Tax rate change	(3,266.63)	-	-	-	(3,266.63)
Round Off Adjustment	0.08	-	-	-	0.08
<b>Total</b>	<b>(213.33)</b>	<b>4,346.81</b>	<b>596.55</b>	<b>(0.19)</b>	<b>4,729.86</b>

<This section has been intentionally left blank>



**Muthoot FinCorp Limited****Notes to the Consolidated Financial Statements for the year ended 31st March 2021***(Amount in INR Lakhs, except share data and unless otherwise stated)***37 Retirement Benefit Plan****Defined Contribution Plan**

The Group makes contributions to Provident Fund & Employee State Insurance which are defined contribution plans for qualifying employees. The amounts recognized for the aforesaid contributions in the statement of profit and loss are shown below:

Particulars	As at 31st March, 2021	As at 31st March, 2020
Contributions to Provident Fund	3,057.28	2,699.68
Contributions to Employee State Insurance	967.74	1,161.89
<b>Defined Contribution Plan</b>	<b>4,025.02</b>	<b>3,861.57</b>

**Defined Benefit Plan**

The Group has a defined benefit gratuity plan. The gratuity plan is governed by the Payment of Gratuity Act, 1972. Every employee who has completed five years or more of service gets a gratuity on leaving the service of the Group at 15 days salary (last drawn salary) for each completed year of service.

The following tables summaries the components of net benefit expense recognized in the statement of profit and loss and the funded status and amounts recognized in the balance sheet for the gratuity plan.

Particulars	As at 31st March, 2021	As at 31st March, 2020
Present value of funded obligations	3,757.45	3,088.29
Fair value of planned assets	1,570.27	960.47
<b>Defined Benefit obligation/(asset)</b>	<b>2,187.18</b>	<b>2,127.82</b>

**Post employment defined benefit plan**

Net benefit expense recognised in statement of profit and loss	As at 31st March, 2021	As at 31st March, 2020
Current service cost	655.79	563.10
Net Interest on net defined benefit liability/ (asset)	141.80	94.14
<b>Net benefit expense</b>	<b>797.59</b>	<b>657.24</b>

**Balance Sheet****Details of changes in present value of defined benefit obligations as follows:**

Particulars	As at 31st March, 2021	As at 31st March, 2020
Defined benefit obligation at the beginning of the year	3,088.30	2,289.49
Current service cost	655.79	563.11
Interest cost on benefit obligations	203.48	179.28
Actuarial (Gain) / Loss on Total Liabilities	131.07	375.82
Benefits paid	(321.19)	(319.41)
<b>Benefit obligation at the end of the year</b>	<b>3,757.45</b>	<b>3,088.29</b>

Details of changes fair value of plan assets are as follows: -

Particulars	As at 31st March, 2021	As at 31st March, 2020
Fair value of plan assets at the beginning of the year	960.55	1,105.32
Actual Return on Plan Assets	40.49	52.22
Employer contributions	889.00	119.30
Benefits paid	(319.77)	(316.31)
<b>Fair value of plan assets as at the end of the year</b>	<b>1,570.27</b>	<b>960.53</b>

Remeasurement gain/ (loss) in other comprehensive income (OCI)	As at 31st March, 2021	As at 31st March, 2020
<i>Actuarial changes arising from changes in financial assumptions</i>	(24.27)	231.62
<i>Experience adjustments</i>	32.84	144.20
Return on Plan assets, excluding amount included in net interest on the net defined benefit liability/(asset)	143.32	32.95
<b>Actuarial (gain) / loss (through OCI)</b>	<b>151.89</b>	<b>408.78</b>

The principal assumptions used in determining gratuity obligations for the Group's plans are shown below:

Particulars	As at 31st March, 2021	As at 31st March, 2020
Salary Growth Rate	0 % to 10%	0 % to 10%
Discount Rate	4.25 % to 5.79%	5.21 % to 7%
Withdrawal Rate	5 % to 23%	5 % to 20%
Mortality	100% of IALM 2006-2008	100% of IALM 2006-2008
Interest rate on net DBO	4.25 % to 5.79%	5.21 % to 7%
Expected average remaining working life	2 Yrs to 33.08Yrs	2 Yrs to 33.55Yrs

Investments quoted in active markets:

Particulars	As at 31st March, 2021	As at 31st March, 2020
Equity instruments	-	-
Debt instruments	-	-
Real estate	-	-
Derivatives	-	-
Investment Funds with Insurance Group	100.00%	100.00%
<i>Of which, Unit Linked</i>	-	-
<i>Of which, Traditional/ Non-Unit Linked</i>	100.00%	100.00%
Asset-backed securities	-	-
Structured debt	-	-
Cash and cash equivalents	-	-
<b>Total</b>	<b>100.00%</b>	<b>100.00%</b>

<This section has been intentionally left blank>

A quantitative sensitivity analysis for significant assumptions as at March 31, 2020 and March 31, 2019 are as shown below:

Assumptions	Sensitivity Level	As at 31st March, 2021		As at 31st March, 2020	
Discount Rate	Increase by 1%		3,513.37		2,065.53
Discount Rate	Decrease by 1%		4,041.13		2,469.31
Further Salary Increase	Increase by 1%		4,065.77		2,476.18
Further Salary Increase	Decrease by 1%		3,496.12		2,057.10
Employee turnover	Increase by 1%		3,786.72		2,324.91
Employee turnover	Decrease by 1%		3,730.03		2,165.84
Mortality Rate	Increase in expected lifetime by 1 year		3,824.36		2,244.15
Mortality Rate	Increase in expected lifetime by 3 years		3,802.73		2,231.72

1. The weighted average duration of the defined benefit obligation as at 31st March 2021 is 5 to 10 years (2020: 5 to 10 years).
2. Gratuity liability is funded through a Gratuity Fund managed by Life Insurance Corporation of India Ltd.
3. The estimates of future salary increases, considered in actuarial valuation, take account of inflation, seniority, promotion and other relevant factors, such as supply and demand in the employment market.
4. The principal assumptions used in determining leave encashment obligations for the Company's plans are shown below:  
*The discount rate is based on the prevailing market yields of Government of India securities as at the balance sheet date for the estimated term of the obligations.*  
*The estimate of future salary increases considered, takes into account the inflation, seniority, promotion, increments and other relevant factors.*

<This section has been intentionally left blank>

**Muthoot FinCorp Limited**
**Notes to the Consolidated Financial Statements for the year ended 31st March 2021**
*(Amount in INR Lakhs, except share data and unless otherwise stated)*
**38 Maturity analysis of assets and liabilities**

Particulars	As at 31st March, 2021			As at 31st March, 2020		
	Within 12 months	After 12 months	Total	Within 12 months	After 12 months	Total
<b>Assets</b>						
<b>Financial assets</b>						
Cash and cash equivalents	98,979.83	-	98,979.83	1,50,001.60	-	1,50,001.60
Bank Balance other than above	28,279.49	11,867.89	40,147.38	1,374.15	18,251.79	19,625.93
Trade receivables	2,748.82	-	2,748.82	3,877.77	-	3,877.77
Loans	20,41,181.24	2,49,446.22	22,90,627.46	14,61,897.08	2,90,881.88	17,52,778.97
Investments	3,252.48	3,307.99	6,560.47	4,870.69	3,460.06	8,330.75
Other financial assets	11,798.68	9,238.44	21,037.12	4,419.62	12,731.24	17,150.86
<b>Non-financial Assets</b>						
Current tax assets (net)	713.36	1,264.23	1,977.60	4,546.99	-	4,546.99
Deferred tax assets (net)	-	4,963.43	4,963.43	-	2,993.24	2,993.24
Investment Property	-	30,236.55	30,236.55	-	30,236.55	30,236.55
Property, plant and equipment	-	45,543.44	45,543.44	-	49,312.84	49,312.84
Capital work-in-progress	-	-	-	-	-	-
Intangible assets under development	-	114.45	114.45	-	87.44	87.44
Other intangible assets	-	1,891.73	1,891.73	-	1,622.54	1,622.54
Right-of-use assets	11,320.80	39,515.90	50,836.70	9,995.05	42,726.92	52,721.97
Other non financial assets	32,273.91	515.35	32,789.26	6,467.81	24,425.74	30,893.55
<b>Total assets</b>	<b>22,30,548.62</b>	<b>3,97,905.63</b>	<b>26,28,454.25</b>	<b>16,47,450.77</b>	<b>4,76,730.23</b>	<b>21,24,181.00</b>
<b>Liabilities</b>						
<b>Financial Liabilities</b>						
Trade payables	272.51	-	272.51	335.84	-	335.84
Other Payables	2,147.06	-	2,147.06	37,302.79	-	37,302.79
Debt Securities	2,16,243.21	2,66,584.76	4,82,827.97	22,665.54	86,388.68	1,09,054.22
Borrowings (other than debt security)	11,18,168.57	3,38,240.32	14,56,408.89	8,40,350.67	4,88,548.94	13,28,899.61
Lease Liability	10,450.39	45,548.16	55,998.55	14,425.72	40,154.49	54,580.21
Subordinated Liabilities	56,901.59	1,95,106.74	2,52,008.33	33,160.22	2,29,500.02	2,62,660.24
Other Financial liabilities	42,677.22	27,768.27	70,445.49	36,959.04	18,934.62	55,893.66
<b>Non-financial Liabilities</b>						
Current tax liabilities (net)	-	-	-	287.56	-	287.56
Provisions	249.61	2,476.58	2,726.19	185.72	2,364.57	2,550.30
Deferred tax liabilities (net)	-	233.57	233.57	-	3,206.56	3,206.56
Other non-financial liabilities	1,915.66	-	1,915.66	4,107.23	-	4,107.23
<b>Total Liabilities</b>	<b>14,49,025.81</b>	<b>8,75,958.41</b>	<b>23,24,984.22</b>	<b>9,89,780.35</b>	<b>8,69,097.88</b>	<b>18,58,878.23</b>
<b>Net</b>	<b>7,81,522.81</b>	<b>(4,78,052.77)</b>	<b>3,03,470.04</b>	<b>6,57,670.42</b>	<b>(3,92,367.65)</b>	<b>2,65,302.78</b>

**Muthoot FinCorp Limited****Notes to the Consolidated Financial Statements for the year ended 31st March 2021**

(Amount in INR Lakhs, except share data and unless otherwise stated)

**39 Contingent Liabilities (to the extent not provided for)**

Particulars	As at 31st March 2021	As at 31st March 2020
<b>(i) Contingent Liabilities</b>		
<b>Claims against the Company not acknowledged as debt</b>		
(i) Income Tax Demands	6,334.02	6,327.34
(ii) Service Tax Demands	5,106.18	3,600.90
(iii) Value Added Tax Demands	1,432.70	1,432.70
(iv) Bank Guarantees	36.69	92.09
(v) Cash Margin on Securitisation	9,327.10	2,258.62

(vi) Some of the branches of the Company had received notices under the Kerala Money Lenders Act, 1958, for registration. The Company has challenged the same and currently the matter is before the Hon'ble Supreme Court. The Hon'ble Supreme Court has granted an interim stay till the disposal of the appeal. Pending the resolution of the same, no adjustments have been made in the financial statements for the required license fee and Security deposits.

(vii) The Company has filed a Writ Petition before the Honourable High Court of Madras on 30th July, 2019 challenging the Order passed by the Income Tax Settlement Commission, Chennai Bench abating the proceedings before it relating to the Settlement Application filed by the Company dated December 17, 2017 ("Settlement Application"); and praying for stay on proceedings initiated by the Joint Commissioner of Income Tax (OSD), Central Circle, Thiruvananthapuram post abatement of proceedings by the Settlement Commission. The tax and interest due on the issues forming part of the Settlement Application totaled to INR 7,406 lakh. The Settlement Application related to notices received under Section 147 of the Income Tax Act, as per which the income chargeable to tax for the Financial Years 2011-12 to 2016-17 of MFL had escaped assessment, and Section 153A of the Income Tax Act, as per which MFL was required to prepare true and correct return of which MFL was assessable for the Assessment Years 2011-2012 to 2016-2017. The proceedings before the High Court of Madras is currently pending.

(viii) Other commitments

Loan commitment in respect of partly disbursed loans is INR 4,019.10 (31 March 2020 : INR 4,633.89).

<This section has been intentionally left blank>

**Muthoot FinCorp Limited**

**Notes to the Consolidated Financial Statements for the year ended 31st March 2021**

*(Amount in INR Lakhs, except share data and unless otherwise stated)*

**40 Related Party Disclosures**

**Names of Related parties with whom transaction has taken place**

**(A) Subsidiaries**

Muthoot Microfin Limited  
Muthoot Housing Finance Company Limited  
Muthoot Pappachan Technologies Private Limited

**(B) Key Management Personnel**

	<b>Designation</b>
Thomas John Muthoot	Managing Director
Thomas George Muthoot	Director
Thomas Muthoot	Wholetime Director Cum Chief Financial Officer
Preethi John Muthoot	Additional Director
Kurian Peter Arattukulam	Director
Vikraman Ampalakkat	Director
Thuruthiyil Devassia Mathai	Company Secretary

**(C) Enterprises owned or significantly influenced by key management personnel or their relatives**

MPG Hotels and Infrastructure Ventures Private Limited  
Muthoot Automotive (India) Private Limited  
Muthoot Automobile Solutions Private Limited  
Muthoot Capital Services Limited  
Muthoot Motors Private Limited  
Muthoot Risk Insurance and Broking Services Private Limited  
Muthoot Pappachan Chits (India) Private Limited  
Muthoot Exim Private Limited  
Muthoot Kuries Private Limited  
MPG Security Group Private Limited  
Muthoot Estate Investments  
Muthoot Motors (Cochin)  
Muthoot Pappachan Foundation  
M-Liga Sports Excellence Private Limited  
Thinking Machine Media Private Limited

**(D) Relatives of Key Management Personnel**

Janamma Thomas  
Nina George  
Remmy Thomas  
Thomas M John  
Suzannah Muthoot  
Hannah Muthoot  
Tina Suzanne George  
Ritu Elizabeth George  
Shweta Ann George

Related Party transactions during the year:

Particulars	Key Management Personnel & Directors		Relatives of Key Management Personnel		Entities over which Key Management Personnel and their relatives are able to exercise significant influence	
	Year Ended 31st March 2021	Year Ended 31st March 2020	Year Ended 31st March 2021	Year Ended 31st March 2020	Year Ended 31st March 2021	Year Ended 31st March 2020
<b>Revenue</b>						
Auction of Gold Ornaments	-	-	-	-	1,270.97	1,918.82
Commission Received	-	-	-	-	1,014.52	1,229.81
Delayed Interest	-	-	-	-	3.58	-
Processing Fee received	-	15.00	-	-	0.73	0.75
Rent received	-	-	-	-	276.24	304.87
Revenue from Travel Services	-	-	-	-	5.56	6.54
Interest accrued on loans & advances	2,388.00	2,386.26	-	-	30.15	16.10
Professional Charges-IT support	-	-	-	-	179.26	632.62
<b>Expense</b>						
Commission Paid	132.00	132.00	-	-	47.87	3.43
Interest paid	479.36	398.55	62.97	42.04	449.75	334.64
Hotel Service payments	-	-	-	-	32.93	54.41
Professional & Consultancy Charges	-	-	-	-	2,092.00	1,773.55
Purchase of Gold Coins	-	-	-	-	16.86	13.23
Reimbursement of Expenses	-	-	-	-	(81.77)	(12.72)
Rent paid	168.35	165.13	-	-	15.17	13.50
Remuneration Paid	2,196.94	2,200.04	23.49	18.90	-	-
Sitting Fee paid	7.50	8.00	-	-	-	-
Incentive paid	-	-	-	-	24.27	-
Processing fee paid	-	-	-	-	19.50	-
CSR Expenditure	-	-	-	-	-	178.00
Marketing Expense	-	-	-	-	1.08	-
Collection Charges	-	-	-	-	12.98	-
Repairs and maintenance	-	-	-	-	19.46	-
<b>Asset</b>						
Advance for CSR Activities	-	-	-	-	1,027.29	285.11
Investment made in Equity	-	-	-	-	18.00	-
Loans Advanced	-	19,900.00	-	-	290.00	300.00
Loan repayments received	-	(19,900.00)	-	-	(239.64)	(125.26)
Refund received against advance for property	-	-	-	-	-	(19,600.00)

<This section has been intentionally left blank>

**Related Party transactions during the year (contd.):**

Particulars	Key Management Personnel & Directors		Relatives of Key Management Personnel		Entities over which Key Management Personnel and their relatives are able to exercise significant influence	
	Year Ended 31st March 2021	Year Ended 31st March 2020	Year Ended 31st March 2021	Year Ended 31st March 2020	Year Ended 31st March 2021	Year Ended 31st March 2020
<b>Liability</b>						
Advance received towards Owners share	-	-	-	-	241.00	210.13
ICD accepted	-	-	-	-	-	7,500.00
ICD repaid	-	-	-	-	-	(7,500.00)
Investment in Debt Instruments	260.30	-	175.50	307.00	-	-
Redemption of Investment in Debt Securities	-	-	(156.00)	-	-	-
Security Deposit Accepted	-	-	-	-	55.48	0.55
Security Deposit Repaid	-	-	-	-	(40.26)	(3.73)
Loan Availed	-	-	-	-	3,200.00	-
Loan Repaid	-	-	-	-	(1,000.00)	-

**Balance outstanding as at the year end:**

Particulars	Key Management Personnel		Relatives of Key Management Personnel		Entities over which Key Management Personnel and their relatives are able to exercise significant influence	
	Year Ended 31st March 2021	Year Ended 31st March 2020	Year Ended 31st March 2021	Year Ended 31st March 2020	Year Ended 31st March 2021	Year Ended 31st March 2020
<b>Asset</b>						
Advance for CSR Activities	-	-	-	-	-	30.40
Advance for Property/Shares	1,588.53	1,588.53	133.87	133.87	27,277.77	27,277.77
Advance received towards Owners share	-	-	-	-	221.01	210.13
Commission Receivable	-	-	-	-	25.05	229.23
Expense Reimbursements Receivable	-	-	-	-	0.86	2.84
Interest on Loan Receivable	61.55	61.55	-	-	3.71	1.15
Loans Advanced	19,900.00	19,900.00	-	-	290.00	239.64
Rent Receivable	-	-	-	-	8.33	34.51
Travel Service Receivables	1.12	-	-	-	2.09	8.32
Security Deposit advanced	3.58	-	-	-	-	-
Debtors	-	-	-	-	27.01	36.10
<b>Liability</b>						
Collection balance payable	-	-	-	-	6.93	6.36
Commission Payable	-	78.27	-	-	2.33	-
Interest Payable	218.89	174.72	21.66	8.76	16.05	0.25
Rent Payable	6.27	5.90	-	-	0.90	-
Remuneration Payable	-	5.63	-	-	-	-
Investment in Debt Instruments	267.30	-	332.97	313.47	51.40	-
PDI issued	3,845.00	20.00	355.00	-	3,015.00	-
Professional & Consultancy Charges payable	-	-	-	-	53.69	4.23
Security Deposit received	-	3.59	-	-	57.63	56.85
Loan outstanding	400.09	400.09	-	-	2,033.33	-
Expense Payable	-	-	-	-	3.18	2.37



**Note**

a) Related parties have been identified on the basis of the declaration received by the management and other records available.

**Compensation of key management personnel of the Company:**

Key management personnel are those individuals who have the authority and responsibility for planning and exercising power to directly or indirectly control the activities of the Company and its employees. The Company considers the members of the Board of Directors which include independent directors (and its sub-committees) to be key management personnel for the purposes of IND AS 24 Related Party Disclosures.

<b>Particulars</b>	<b>Year Ended 31st March 2021</b>	<b>Year Ended 31st March 2020</b>
Short-term employee benefits	2,220.42	2,208.04
Post-employment benefits	-	-
<b>Total compensation paid to key managerial personnel</b>	<b>2,220.42</b>	<b>2,208.04</b>

<This section has been intentionally left blank>

**Muthoot FinCorp Limited****Notes to the Consolidated Financial Statements for the year ended 31st March 2021***(Amount in INR Lakhs, except share data and unless otherwise stated)***41 Fair Value Measurement**

Fair value is the price that would be received to sell an asset or paid to transfer a liability in an orderly transaction in the principal (or most advantageous) market at the measurement date under current market conditions (i.e., an exit price), regardless of whether that price is directly observable or estimated using a valuation technique. In order to show how fair values have been derived, financial instruments are classified based on a hierarchy of valuation techniques.

**Fair Value Hierarchy of assets and liabilities**

The following table shows an analysis of financial instruments recorded at fair value by level of the fair value hierarchy as at 31st March 2021:

Particulars	At FVTPL			
	Level-1	Level-2	Level-3	Total
Investment in JM Financial India Fund II	106.90	-	-	106.90
Investments in Mutual Fund	290.02	-	-	290.02

Particulars	At FVTOCI			
	Level-1	Level-2	Level-3	Total
Investment in Muthoot Pappachan Chits Private Limited	-	6.52	-	6.52
Investment in Avenues India Private Limited	-	477.48	-	477.48
Investment in Fair Asset Technologies (P) Limited	-	703.59	-	703.59
Investment in Algiz Consultancy Services Private Limited	-	-	-	-
Investment In The Thinking Machine Media Private Limited	-	18.00	-	18.00
Investment in Equity Shares (DP account with Motilal Oswal)	1,038.94	-	-	1,038.94
Investment in PMS - Motilal Oswal	631.11	-	-	631.11
Loans	-	-	98,346.00	98,346.00

The following table shows an analysis of financial instruments recorded at fair value by level of the fair value hierarchy as at 31st March 2020:

Particulars	At FVTPL			
	Level-1	Level-2	Level-3	Total
Investment in JM Financial India Fund II	121.80	-	-	121.80
Investments in Mutual Fund	2,630.89	-	-	2,630.89

Particulars	At FVTOCI			
	Level-1	Level-2	Level-3	Total
Investment in Muthoot Pappachan Chits Private Limited	-	5.23	-	5.23
Investment in Avenues India Private Limited	-	400.26	-	400.26
Investment in Fair Asset Technologies (P) Limited	-	702.76	-	702.76
Investment in Algiz Consultancy Services Private Limited	-	-	-	-
Investment in Equity Shares (DP account with Motilal Oswal)	872.57	-	-	872.57
Investment in PMS - Motilal Oswal	379.33	-	-	379.33
Loans	-	-	1,97,873.94	1,97,873.94

The fair value of financial instruments as referred to in note 'A' above has been classified into three categories depending on the inputs used in the valuation technique. The hierarchy gives the highest priority to quoted prices in active markets for identical assets or liabilities (Level 1 measurements) and lowest priority to unobservable inputs (Level 3 measurements).

The categories used are as follows:

**Level 1:** Quoted prices (unadjusted) for identical instruments in an active market;

**Level 2:** Directly (i.e. as prices) or indirectly (i.e. derived from prices) observable market inputs, other than Level 1 inputs; and

**Level 3:** Inputs which are not based on observable market data (unobservable inputs).

#### Fair value technique

##### Investments at fair value

The equity instruments which are actively traded on public stock exchanges with readily available active prices on a regular basis are classified as Level 1. Units held in mutual funds are measured based on their published net asset value (NAV), taking into account redemption and/or other restrictions are generally Level 1. Equity instruments in non-listed entities are initially recognised at transaction price and re-measured as per fair valuation report and valued on a case-by-case has been classified as Level 2.

##### Investment at fair value through profit and loss

For investment at fair value through profit and loss, valuation are done using quoted prices from active markets or on published Net Asset Values of the investment at the measurement date.

##### Loan assets carried at fair value through other comprehensive income

Loan receivables valuation is carried out for two portfolios segregated on the basis of repayment frequency – monthly and weekly. The valuation of each portfolio is done by discounting the aggregate future cash flows with risk-adjusted discounting rate for the remaining portfolio tenor.

Following inputs have been used to calculate the fair value of loans receivables:

(i) Future cash flows: Include principal receivable, interest receivable and tenor information based on the repayment schedule agreed with the borrowers.

(ii) Risk-adjusted discount rate:

This rate has been arrived using the cost of funds approach.

The following inputs have been used:

- (i) Cost of funds
- (ii) Credit spread of borrowers
- (iii) Servicing Cost of a financial asset
- (iv) Discount rate

Loan portfolio	Fair valuation as at March 31, 2021	Fair valuation as at March 31, 2020
Monthly	64,996.63	1,16,118.49
Weekly	33,848.44	87,900.43
<b>Total</b>	<b>98,845.07</b>	<b>2,04,018.92</b>

Fair value measurement sensitivity to significant unobservable inputs as at the end of each reporting period is as follows:

Particulars	Fair valuation as at March 31, 2021	Fair valuation as at March 31, 2020
<b>Impact on fair value if change in risk adjusted discount rate</b>		
- Impact due to increase of 0.50 %	(4,065.00)	(1,279.69)
- Impact due to decrease of 0.50 %	4,089.00	1,289.72
<b>Impact on fair value if change in probability of default (PD)</b>		
- Impact due to increase of 0.50 %	(1,358.00)	(437.40)
- Impact due to decrease of 0.50 %	1,361.00	438.50
<b>Impact on fair value if change in loss given default (LGD)</b>		
- Impact due to increase of 0.50 %	(413.00)	(83.97)
- Impact due to decrease of 0.50 %	414.00	84.01

#### Reconciliation

The following tables show the reconciliation of the opening and closing amounts of Level 3 financial assets and liabilities measured at fair value:

Particulars	As at 31st March 2021		As at 31st March 2020	
	Loan assets	Preference Shares other than those that qualify as Equity	Loan assets	Preference Shares other than those that qualify as Equity
Opening balance	2,04,018.92	-	1,98,625.94	-
Loan originated / Preference shares issued	54,691.20	-	3,48,476.29	-
Sales/derecognition	(76,599.32)	-	(2,82,773.73)	-
Total gain and losses				
in profit and loss	-	-	-	-
in OCI	(3,174.60)	-	593.62	-
Settlements / conversion	(80,091.13)	-	(60,903.20)	-
<b>Closing balance</b>	<b>98,845.07</b>	<b>-</b>	<b>2,04,018.92</b>	<b>-</b>

**Muthoot FinCorp Limited****Notes to the Consolidated Financial Statements for the year ended 31st March 2021***(Amount in INR Lakhs, except share data and unless otherwise stated)***Fair Value Measurement (contd...)****Fair value of financial instruments not measured at fair value**

Set out below is a comparison, by class, of the carrying amounts and fair values of the Company's financial instruments that are not carried at fair value in the financial statements. This table does not include the fair values of non-financial assets and non-financial liabilities.

Particulars	Level	Carrying Value		Fair Value	
		As at 31st March, 2021	As at 31st March, 2020	As at 31st March, 2021	As at 31st March, 2020
<b>Financial assets</b>					
Cash and cash equivalents	1	98,979.83	1,50,001.60	98,979.83	1,50,001.60
Bank Balance other than above	1	40,147.38	19,625.93	40,147.38	19,625.93
Trade receivables	3	2,748.82	3,877.77	2,748.82	3,877.77
Loans	3	21,92,281.46	15,54,905.03	21,92,281.46	15,54,905.03
Investments - at amortised cost	3	3,287.91	3,217.91	3,287.91	3,217.91
Other Financial assets	3	21,037.12	17,150.86	21,037.12	17,150.86
<b>Financial assets</b>		<b>23,58,482.52</b>	<b>17,48,779.10</b>	<b>23,58,482.52</b>	<b>17,48,779.10</b>
<b>Financial Liabilities</b>					
Payable	3	2,419.57	37,638.64	2,419.57	37,638.64
Debt securities	3	4,82,827.96	1,09,054.22	4,82,827.96	1,09,054.22
Borrowings (other than debt securities)	3	14,56,408.89	13,28,899.61	14,56,408.89	13,28,899.61
Lease Liabilities		55,998.55	54,580.21	55,998.55	54,580.21
Subordinated liabilities	3	2,52,008.33	2,62,660.24	2,52,008.33	2,62,660.24
Other financial liabilities	3	70,445.49	55,893.66	70,445.49	55,893.66
<b>Financial Liabilities</b>		<b>23,20,108.79</b>	<b>18,48,726.57</b>	<b>23,20,108.79</b>	<b>18,48,726.57</b>

**Valuation techniques****Short-term financial assets and liabilities**

For financial assets and financial liabilities that have a short-term maturity (less than twelve months), the carrying amounts, which are net of impairment, are a reasonable approximation of their fair value. Such instruments include: cash and balances, Trade receivables, balances other than cash and cash equivalents and trade payables without a specific maturity. Such amounts have been classified as Level 3 on the basis that no adjustments have been made to the balances in the balance sheet.

**Loans and advances to customers**

The fair values of financial assets held-to-maturity are estimated using an effective interest rate model based on contractual cash flows using actual yields.

**Financial liability at amortised cost**

The fair values of financial liability held-to-maturity are estimated using an effective interest rate model based on contractual cash flows using actual yields.

**Muthoot FinCorp Limited****Notes to the Consolidated Financial Statements for the year ended 31st March 2021***(Amount in INR Lakhs, except share data and unless otherwise stated)***42 Segment Reporting**

The Board of Directors and the Managing Director of the Company together constitute the Chief Operating Decision Maker (“CODM”). Operating segment are components of the Group whose operating results are regularly reviewed by the CODM to make decisions about resources to be allocated to the segment and assess its performance and for which discrete financial information is available. The Group is engaged primarily on the business of “Financing” only, taking into account the risks and returns, the organization structure and the internal reporting systems. All the operations of the Group are in India. All non-current assets of the Group are located in India. Accordingly, there are no separate reportable segments as per Ind AS 108 – “Operating Segments”.

**43 Change in liabilities arising from financing activities**

Particulars	As at 31st March, 2020	Cash Flows	Changes in fair value (gain)/loss	Ind AS 116 - Lease Liabilities	Others	As at 31st March, 2021
Debt Securities	1,09,054.22	3,75,224.21	-	-	(1,450.48)	4,82,827.96
Borrowings other than debt securities	13,28,899.61	1,26,788.46	-	-	720.82	14,56,408.89
Lease Liabilities	54,580.21	(18,139.06)	-	19,557.41	-	55,998.56
Subordinated Liabilities	2,62,660.24	(10,780.60)	-	-	128.69	2,52,008.33
<b>Total liabilities from financing activities</b>	<b>17,55,194.28</b>	<b>4,73,093.02</b>	<b>-</b>	<b>19,557.41</b>	<b>(600.97)</b>	<b>22,47,243.74</b>

Particulars	As at 1st April, 2019	Cash Flows	Changes in fair value (gain)/loss	Ind AS 116 - Lease Liabilities	Others	As at 31st March, 2020
Debt Securities	54,008.85	55,615.21	-	-	(569.84)	1,09,054.22
Borrowings other than debt securities	11,29,466.69	2,00,712.20	-	-	(1,279.29)	13,28,899.61
Lease Liabilities	-	(17,770.71)	-	72,350.92	-	54,580.21
Subordinated Liabilities	2,75,517.96	-12,905.80	-	-	48.08	2,62,660.24
<b>Total liabilities from financing activities</b>	<b>14,58,993.50</b>	<b>2,25,650.91</b>	<b>-</b>	<b>72,350.92</b>	<b>(1,801.05)</b>	<b>17,55,194.28</b>

&lt;This section has been intentionally left blank&gt;

## Muthoot FinCorp Limited

### Notes to the Consolidated Financial Statements for the year ended 31st March 2021

(Amount in INR Lakhs, except share data and unless otherwise stated)

#### 44 Risk Management

The Group's principal financial liabilities comprise of borrowings and trade and other payables. The main purpose of these financial liabilities is to finance and support the Group's operations. The Group's principal financial assets include loans, investments, cash and cash equivalents, trade receivables and other receivables that derive directly from its operations.

As a financial lending institution, Group is exposed to various risks that are related to lending business and operating environment. The principal objective in Group's risk management processes is to measure and monitor the various risks that Group is subject to and to follow policies and procedures to address such risks.

The Groups Risk Management Committee (RMC) comprise of the Board of directors constituted in accordance with the RBI rules. The RMC has overall responsibility for overseeing the implementation of the Risk Management Policy. The committee meets on a quarterly basis to review the risk management practices and working of the risk management department. The committee is chaired by an Independent Director. Risk Management Department periodically places its report to the committee for review. The committee's suggestions for improving the risk management practices are implemented by the Risk Management Department.

The Group has implemented comprehensive policies and procedures to assess, monitor and manage risk throughout the Group. The risk management process is continuously reviewed, improved and adapted in the changing risk scenario and the agility of the risk management process is monitored and reviewed for its appropriateness in the changing risk landscape. The process of continuous evaluation of risks includes taking stock of the risk landscape on an event-driven basis. The Group has an elaborate process for risk management. Major risks identified by the businesses and functions are systematically addressed through mitigating actions on a continuing basis.

The major type of risk Group faces in business are credit risk, liquidity risk, market risk and operational risk.

#### I) Credit Risk

Credit risk is the risk that a customer or counterparty will default on its contractual obligations resulting in financial loss to the Group. The Group's major income generating activity is gold loan, housing loan, microfinance loan personal loans and others.

The Group addressess credit risk through following major processess:

- Standardize the process of identifying new risks and designing appropriate controls for these risks
- Minimize losses due to defaults or untimely payments by borrowers
- Maintain an appropriate credit administration and loan review system
- Establish metrics for portfolio monitoring
- Design appropriate credit risk mitigation techniques
- Structured and standardised credit approval process
- Verification of credit history from credit bureau agencies, personal verification of customers business and residence
- Technical and Legal Verification
- Comprehensive credit risk assessment and cash flow analysis

In order to mitigate the impact of credit risk in the future profitability, the Company makes reserves basis the expected credit loss (ECL model) for the outstanding loans.

#### A) Impairment Assessment

The Group's impairment assessment and measurement approach is set out in this note. It should be read in conjunction with the Summary of significant accounting policies.

#### Definition of default and care

The Group considers a financial instrument defaulted and therefore Stage 3 (credit-impaired) for ECL calculations in all cases when the borrower becomes 90 days past due on its contractual payments.

As a part of a qualitative assessment of whether a customer is in default, the Group also considers a variety of instances that may indicate unlikeliness to pay. When such events occur, the Group carefully considers whether the event should result in treating the customer as defaulted and therefore assessed as Stage 3 for ECL calculations or whether Stage 2 is appropriate.

It is the Group's policy to consider a financial instrument as 'cured' and therefore re-classified out of Stage 3 when none of the default criteria have been present for at least six consecutive months. The decision whether to classify an asset as Stage 2 or Stage 1 once cured depends on the updated credit grade, at the time of the cure, and whether this indicates there has been a significant increase in credit risk compared to initial recognition.

Rating	Loans Days past due (DPD)	Stages
High grade	Not yet due	Stage I
Standard grade	1-30 DPD	Stage I
Sub-standard grade	31-60 DPD	Stage II
Past due but not impaired	61-89 DPD	Stage II
Individually impaired	90 DPD or More	Stage III

**Exposure at Default (EAD)**

The outstanding balance as at the reporting date is considered as EAD by the Group.

**Probability of default (PD)**

The Probability of Default is an estimate of the likelihood of default over a given time horizon. To calculate the ECL for a Stage 1 loan, the Group assesses the possible default events within 12 months for the calculation of the 12 month ECL. For Stage 2 and Stage 3 financial assets, the exposure at default is considered for events over the lifetime of the instruments. The Group uses historical information where available to determine PD. Considering the different products and schemes, the Group has bifurcated its loan portfolio into various pools. PD is calculated using Incremental 90 day DPD approach considering fresh slippage using historical information. Based on its review of macro-economic developments and economic outlook, the Group has assessed that no adjustment is required for temporary overlays to determine qualitative impact on its PD's as at 31st March 2021 and 31st March 2020.

**Loss Given Default (LGD)**

The Loss Given Default is an estimate of the loss arising in the case where a default occurs at a given time. It is based on the difference between the contractual cash flows due and those that the Group expects to receive.

LGD Rates have been computed internally based on the discounted recoveries in NPA accounts that are closed/ written off/ repossessed and upgraded during the year.

When estimating ECLs on a collective basis for a group of similar assets, the Group applies the same principles for assessing whether there has been a significant increase in credit risk since initial recognition.

**Significant Increase in credit risk**

The internal rating model evaluates the loans on an ongoing basis. The rating model also assesses if there has been a significant increase in credit risk since the previously assigned risk grade. One key factor that indicates significant increase in credit risk is when contractual payments are more than 30 days past due.

**II) Liquidity risk****Asset Liability Management (ALM)**

Liquidity risk refers to the risk that the Group may not meet its financial obligations. Liquidity risk arises due to the unavailability of adequate funds at an appropriate cost or tenure. The objective of liquidity risk management, is to maintain sufficient liquidity and ensure that funds are available for use as per requirements. The Group consistently generates sufficient cash flows from operating and financial activities to meet its financial obligations as and when they fall due. Our resource mobilisation team sources funds from multiple sources, including from banks, financial institutions, capital & retail markets to maintain a healthy mix of sources. The resource mobilisation team is responsible for diversifying fund raising sources, managing interest rate risks and maintaining a strong relationship with banks, financial institutions, mutual funds, insurance companies, other domestic and foreign financial institutions and rating agencies to ensure the liquidity risk is well addressed.

<This section has been intentionally left blank>



The table below shows the maturity pattern of the assets and liabilities:

**Maturity pattern of assets and liabilities as on 31st March 2021:**

Particulars	Upto 1 month	1 to 2 months	2 to 3 months	3 to 6 months	6 months to 1 year	1 to 3 years	3 to 5 years	Over 5 years	Total
Cash and cash equivalents	97,655.94	37.68	1,286.20	-	0.01	-	-	-	98,979.83
Bank Balance other than (a) above	14,996.10	851.93	1,347.39	2,389.79	8,694.28	11,495.54	372.35	-	40,147.38
Receivables	2,742.91	5.91	-	-	-	-	-	-	2,748.82
Loans	5,58,324.36	2,22,144.63	2,59,826.00	7,38,694.00	2,62,192.25	1,30,308.29	18,892.76	1,00,245.17	22,90,627.46
Investments	2,952.48	-	-	-	300.00	1,111.40	1,000.00	1,196.59	6,560.47
Other Financial assets	1,991.29	112.54	396.52	911.38	8,386.95	7,509.91	343.90	1,384.63	21,037.12
<b>Total</b>	<b>6,78,663.08</b>	<b>2,23,152.69</b>	<b>2,62,856.11</b>	<b>7,41,995.17</b>	<b>2,79,573.49</b>	<b>1,50,425.14</b>	<b>20,609.01</b>	<b>1,02,826.39</b>	<b>24,60,101.08</b>
Payables	176.93	95.58	-	-	-	-	-	-	272.51
Other Payables	1,808.61	67.51	270.94	-	-	-	-	-	2,147.06
Debt Securities	-	-	12,521.76	3,029.30	2,00,692.15	2,18,301.38	48,283.38	-	4,82,827.97
Borrowings (other than Debt Securities)	25,664.96	30,123.67	2,28,451.67	1,99,998.27	6,33,930.00	2,51,747.86	38,864.35	47,628.11	14,56,408.89
Subordinated Liabilities	3,242.44	4,515.61	5,101.30	15,839.18	28,203.06	94,922.64	41,860.83	58,323.27	2,52,008.33
Other Financial liabilities	23,871.83	1,294.82	2,498.38	6,541.60	8,470.59	18,428.00	5,804.81	3,535.46	70,445.49
<b>Total</b>	<b>54,764.77</b>	<b>36,097.19</b>	<b>2,48,844.05</b>	<b>2,25,408.35</b>	<b>8,71,295.80</b>	<b>5,83,399.88</b>	<b>1,34,813.37</b>	<b>1,09,486.84</b>	<b>22,64,110.25</b>

**Maturity pattern of assets and liabilities as on 31st March 2020:**

Particulars	Upto 1 month	1 to 2 months	2 to 3 months	3 to 6 months	6 months to 1 year	1 to 3 years	3 to 5 years	Over 5 years	Total
Cash and cash equivalents	1,47,267.00	1,435.30	1,169.11	-	130.20	-	-	-	1,50,001.60
Bank Balance other than (a) above	47.89	116.62	104.67	169.85	935.11	18,119.76	132.03	-	19,625.93
Receivables	3,812.07	34.10	31.60	-	-	-	-	-	3,877.77
Loans	40,786.47	1,100.88	1,46,989.42	4,54,166.67	8,18,853.64	1,91,654.42	24,471.68	74,755.79	17,52,778.97
Investments	2,239.80	5.25	2,625.64	-	-	421.80	1,930.00	1,108.25	8,330.75
Other Financial assets	1,886.11	154.91	246.20	799.75	1,332.66	10,878.54	824.00	1,028.70	17,150.86
<b>Total</b>	<b>1,96,039.34</b>	<b>2,847.06</b>	<b>1,51,166.64</b>	<b>4,55,136.27</b>	<b>8,21,251.61</b>	<b>2,21,074.52</b>	<b>27,357.71</b>	<b>76,892.74</b>	<b>19,51,765.88</b>
Payables	256.88	78.96	-	-	-	-	-	-	335.84
Other Payables	36,976.46	22.25	-	-	304.09	-	-	-	37,302.79
Debt Securities	-	-	124.32	124.32	22,416.90	54,540.32	31,848.36	-	1,09,054.22
Borrowings (other than Debt Securities)	9,674.45	30,859.52	28,578.14	2,25,920.21	5,45,318.35	3,93,428.55	69,479.57	25,640.82	13,28,899.61
Subordinated Liabilities	992.82	3,454.59	4,786.61	6,583.47	17,342.73	1,03,888.85	73,829.14	51,782.03	2,62,660.24
Other Financial liabilities	20,148.84	1,979.36	2,471.19	4,224.37	8,135.27	10,042.29	5,050.95	3,841.37	55,893.66
<b>Total</b>	<b>68,049.45</b>	<b>36,394.69</b>	<b>35,960.26</b>	<b>2,36,852.38</b>	<b>5,93,517.34</b>	<b>5,61,900.01</b>	<b>1,80,208.03</b>	<b>81,264.22</b>	<b>17,94,146.37</b>

**III) Market risk**

Market Risk is the risk that the fair value or the future cash flows of a financial instrument will fluctuate because of changes in market factor. Such changes in the values of financial instruments may result from changes in the interest rates and other market changes. The Group is exposed to two types of market risk as follows:

**Interest rate risk**

Interest rate risk is the risk that the future cash flows of a financial instrument will fluctuate because of changes in market interest rates. The Group is subject to interest rate risk, principally because we lend to clients at fixed interest rates and for periods that may differ from our funding sources, while our borrowings are at both fixed and variable interest rates for different periods. We assess and manage our interest rate risk by managing our assets and liabilities. Our Asset Liability Management Committee evaluates asset liability management, and ensures that all significant mismatches, if any, are being managed appropriately.

The following table demonstrates the sensitivity to a reasonably possible change in the interest rates on the portion of borrowings affected. With all other variables held constant, the profit before taxes affected through the impact on floating rate borrowings, debt securities and subordinate liabilities are as follows:

Particulars	31st March 2021	31st March 2020
<b>On Borrowings</b>		
1% increase	(13,926.54)	(12,291.83)
1% decrease	13,926.54	12,291.83

Particulars	31st March 2021	31st March 2020
<b>On Debt Securities</b>		
1% increase	2,959.41	815.32
1% decrease	(2,959.41)	(815.32)

Particulars	31st March 2021	31st March 2020
<b>On Subordinate Liabilities</b>		
1% increase	2,573.34	2,690.89
1% decrease	(2,573.34)	(2,690.89)

**Price risk**

Equity price risk is the risk that the fair value of equities decreases as the result of changes in level of equity indices and individual stocks. The trading and non-trading equity price risk exposure arises from equity securities classified at FVTPL and FVOCI respectively”.

A 10% increase/(decrease) in the equity price (traded and non-traded) would have the impact as follows:

Particulars	Increase/ (Decrease) in percentage	Sensitivity of profit or loss	Sensitivity of Other Comprehensive Income
As at March 31, 2021	10/(10)	39.69 / (39.69)	287.40 / (287.40)
As at March 31, 2020	10/(10)	275.27 / (275.27)	235.92 / (235.92)

**Prepayment risk**

Prepayment risk is the risk that the Group will incur a financial loss because its customers and counterparties repay or request repayment earlier or later than expected.

**Operational and business risk**

Operational risk is the risk of loss arising from systems failure, human error, fraud or external events. When controls fail to operate effectively, operational risks can cause damage to reputation, have legal or regulatory implications, or lead to financial loss. The Group cannot expect to eliminate all operational risks, but it endeavours to manage these risks through a control framework and by monitoring and responding to potential risks. Controls include effective segregation of duties, access, authorisation and reconciliation procedures, staff education and assessment processes, such as the use of internal audit.

<This section has been intentionally left blank>

#### 45 Impact of Covid-19

The outbreak of COVID-19 pandemic continues to have a significant impact and volatility in the global and domestic economies resulting in decrease in economic activities. Increase in infection rate and lockdowns / movement restrictions announced by the Central Government and various State Governments in India and the outbreak of the second wave of the pandemic may further slowdown the economic activity. Though there is stress on collection of dues from customers, this has not resulted in a significant impact on the financial position of the Group as at the reporting date.

Pursuant to the relevant Reserve Bank of India circulars allowing lending institutions to offer moratorium to borrowers on payment of instalments falling due between March 1, 2020 and August 31, 2020, the Group had granted moratorium to its borrowers based on its Board approved policy. For such accounts, where the moratorium was granted, the asset / stage-wise classification remained stand still during the moratorium period. Pursuant to the judgement of the Honourable Supreme Court dated March 23, 2021, vacating the interim order not to declare accounts as NPA and the RBI circular thereon, the Group has carried out the asset classification of borrowers as at March 31, 2021 as per the ECL model and the extant RBI instructions / IRAC norms. Further, in accordance with the relevant circulars on Micro, Small and Medium Enterprises (MSME) sector – Restructuring of Advances, the Company has restructured a total of 1,600 MSME accounts, amounting to INR 2,703.11 during the year ended March 31, 2021. The Group continues to assess the impact of the COVID-19 pandemic on its liquidity and ability to repay its obligations as and when they fall due and the management believes that the Group will be able to pay its obligations as and when these become due in the foreseeable future. The Group would continue to focus on maintaining adequate capital and ensuring liquidity at all points in time. The Group has recorded a management overlay allowance of INR 4,613.89 (P.Y. INR 8,167.51) in its Expected Credit Loss provision in view of the circumstances following the pandemic, based on the information available at this time.

<This section has been intentionally left blank>

**Muthoot FinCorp Limited**

**Notes to the Consolidated Financial Statements for the year ended 31st March 2021**

*(Amount in INR Lakhs, except share data and unless otherwise stated)*

**46 Disclosures under the Listing Agreement for Debt Securities**

**(i) Debenture Trustees:**

**Trustees for Public Issue**

SBICAP Trustee Company Limited  
Apeejay House, 6th Floor  
3, Dinshaw Wachha Road  
Churchgate, Mumbai -400020  
Tel : 022-4302 5555  
Fax : 022-22040465  
Email : corporate@sbicaptrustee.com

**Trustees for Perpetual Debt Instrument**

Vistra ITCL (India) Limited (formerly IL&FS Trust Company Limited)  
The IL&FS Financial Centre,  
Plot C- 22, G Block,  
Bandra Kurla Complex,  
Bandra(E), Mumbai 400051  
Tel +91 22 2659 3535  
Fax +91 22 26533297  
Email: mumbai@vistra.com

**Trustees for Listed Private Placement & Public Issue**

Catalyst Trusteeship Limited  
Office No. GDA House, Plot No 85, Bhusari Colony (Right), Paud Road,  
Pune – 411 038, Maharashtra  
Office: +91 20 2528 0081  
Fax: +91 20 2528 0275  
Email: dt@ctltrustee.com

**(ii) Security:**

1. Privately Placed Secured Debentures are secured by subservient charge on all current assets of the Company, both present and future and by way of hypothecation of loan receivables equivalent to 1 / 1.10 / 1.15 times of the amount outstanding.
2. Covered Bond issued by the Company in the nature of secured, redeemable, listed non-convertible debentures on a private placement basis is secured by way of first ranking pari passu charge by way of mortgage over, certain immovable property of the Company and is covered by receivables against a pool of gold loans originated by the Company amounting to a minimum cover of 1.15 / 1.20 times the value of the aggregate principal amount outstanding on the Debentures including accrued Coupon thereon, Default Interest accrued thereon.
3. Debentures issued by way of public issue are secured by exclusive mortgage and first charge over certain immovable property of the Company and subservient charge with existing secured creditors, on certain loan receivables (both present and future) of the Company, to be held on pari passu basis among the present and / or future NCD holder.
4. Listed Debentures privately placed under Targeted Long-Term Repo Operations (TLTRO) / Partial Credit Guarantee Scheme (PCGS) are secured by first pari passu charge over certain immovable property of the Company and first pari-passu charge on the present and future current assets of the Company along with other lenders and NCD investors with a minimum asset coverage ratio of 1.10 / 1.25 times of the value of the outstanding principal amounts of the Debentures

**(iii) Utilisation of Funds raised by way of Public Issue of Debt Securities:**

The Group has utilised the Net Proceeds raised by way of allotment of Public Issue of Debt Securities and other Listed Debt Securities, in accordance with the Objects of such issue of debt securities. As at March 31, 2021, no portion of such allotted proceeds remain unutilized.

**(iv)Others:**

<b>Particulars</b>	<b>At 31st March, 2021</b>	<b>At 31st March, 2020</b>
Loans & advances in the nature of loans to subsidiaries	Nil	1,365.00
Loans & advances in the nature of loans to associates	Nil	Nil
Loans & advances in the nature of loans where there is-		
(i) no repayment schedule or repayment beyond seven years	Nil	Nil
(ii) no interest or interest below section 186 of the Companies Act	Nil	Nil
Loans & advances in the nature of loans to other firms/companies in which directors are interested	293.71	239.64

47 There are no amounts due and outstanding to be credited to the Investor Education and Protection Fund established under Section 125 of the Companies Act, 2013.

**48 Business combinations and acquisition of non-controlling interests**

The Company has not subscribed to equity shares of any of its subsidiaries during the year. During the previous year, the company subscribed to 58,14,000 equity shares in Muthoot Housing Finance Company Limited for a consideration of INR2,500.02.

49 The previous year figures have been reclassified and regrouped wherever required.

<This section has been intentionally left blank>

**Muthoot FinCorp Limited**

**Notes to the Consolidated Financial Statements for the year ended 31st March 2021**

(Amount in INR Lakhs, except share data and unless otherwise stated)

**50 Additional information as required by Paragraph 2 of the General Instructions for Preparation of Consolidated Financial Statements to Schedule III to the Companies Act, 2013**

Name of the entity in the Group	Net assets, i.e. total assets minus total liabilities as at 31st March 2021		Share in profit or loss for the year ended 31st March 2021		Share in other comprehensive income for the year ended 31st March 2021	
	As a % of consolidated net assets	Amount	As a % of consolidated profit/loss	Amount	As a % of consolidated other comprehensive income	Amount
<b>Parent</b>						
Muthoot FinCorp Limited	105.47%	3,20,078.80	93.02%	36,953.74	696.70%	(12,313.02)
<b>Subsidiaries</b>						
<b>Indian</b>						
1. Muthoot Microfin Limited	18.66%	56,642.29	1.13%	448.72	87.69%	(1,549.85)
2. Muthoot Housing Finance Company Limited	5.85%	17,745.14	4.08%	1,621.97	0.47%	(8.37)
3. Muthoot Pappachan Technologies Limited	(0.02%)	(49.96)	0.00	92.15	(0.24%)	4.31
<b>Non-controlling interests in all subsidiaries</b>						
Indian subsidiaries	12.04%	36,536.95	1.78%	707.08	50.12%	(885.72)
Other Adjustment / Consol adjustment	(42.01%)	(1,27,483.18)	(0.24%)	(95.54)	(734.74%)	12,985.31 *
<b>Total</b>		<b>3,03,470.04</b>		<b>39,728.12</b>		<b>(1,767.34)</b>

\* This relates to the Fair Valuation loss (net of tax) of equity investment in subsidiary - Muthoot Microfin Limited

<This section has been intentionally left blank>

## Independent Auditor's Report

TO

THE MEMBERS OF MUTHOOT FINCORP LIMITED,

Report on the Audit of the Standalone Ind AS Financial Statements

### Opinion

We have audited the accompanying Standalone Ind AS financial statements of **Muthoot Fincorp Limited** ("the Company"), Muthoot Centre, TC No 27/ 3022, Punnem Road, Thiruvananthapuram - 695 001 which comprise the Balance Sheet as at 31st March, 2023, the Statement of Profit and Loss (including Other Comprehensive Income) and the Statement of changes in equity and the Statement of cash flows for the year then ended, including the notes to the Ind AS Financial Statements, a summary of significant accounting policies and other explanatory information. ["Ind AS Financial Statements"]

In our opinion and to the best of our information and according to the explanations given to us, the aforesaid Standalone Ind AS financial statements give the information required by the Companies Act, 2013 ('Act') in the manner so required and give a true and fair view in conformity with the accounting principles generally accepted in India, of the state of affairs of the Company as at 31st March, 2023, and its profit including other Comprehensive Income, Changes in equity and cash flows for the year ended on that date.


### Basis for Opinion

We conducted our audit of the Standalone Ind AS financial statements in accordance with the Standards on Auditing (SAs) specified under section 143(10) of the Act. Our responsibilities under those Standards are further described in the Auditor's Responsibilities for the Audit of the financial statements section of our report. We are independent of the Company in accordance with the Code of Ethics issued by the Institute of Chartered Accountants of India (ICAI) together with the ethical requirements that are relevant to our audit of the financial statements under the provisions of the Act and the Rules made thereunder, and we have fulfilled our other ethical responsibilities in accordance with these requirements and the ICAI's Code of Ethics. We believe that the audit evidence we have obtained is sufficient and appropriate to provide a basis for our opinion.



Rangamani & Co: PH: 0477-2251474  
All.rangamanis@rediffmail.com

Krishnan Retna & Associates PH: 8281223242  
EMAIL: trivandrum@krishnanretna.com



**Key audit matters**

Key audit matters are those matters that, in our professional judgment, were of most significance in our audit of the Standalone Ind AS financial statements of the current period. These matters were addressed in the context of our audit of the financial statements as a whole, and in forming our opinion thereon, and we do not provide a separate opinion on these matters.

For each matter below, our description of how our audit addressed the matter is provided in that context. We have determined the matters described below to be the Key Audit matters to be communicated in our report.

Key Audit Matters	How it's been addressed in Audit
<p>a) <b>Completeness in identification and disclosure of related party transactions in accordance with the applicable reporting framework.</b></p>	<p>We have accessed the laid down systems and processes of the Company in identifying related party transactions and its ultimate disclosure in financial statements in accordance with the applicable reporting framework. We have designed the audit procedures in accordance with the guidelines prescribed in Standard on Auditing (SA 550) to identify the risks of material misstatement arising from an entity's failure to appropriately account for or disclose material related party transactions. We have also reviewed the minutes of meetings of the board in the course of the audit to identify any transactions that may require disclosure in accordance with the applicable reporting framework.</p>
<p>b) <b>Effectiveness of IT Systems and related controls.</b></p>	<p>Due to the automated controls and high degree of dependence in information systems, there is a risk that the financial accounting and reporting records may be misstated in case of any control lapses in the IT system related controls. We have designed our audit procedures in accordance with the guidelines laid down in the Standard on Auditing (SA 530) and tested the controls in the Information Technology Systems on a sample basis.</p>





	<p>which has an impact on the financial accounting and reporting records. We have also tested on a sample basis the controls related to access management including user rights in passing entries, approval for authorizing entries, authorization for reversing entries, segregation of duties, system password protection, external software/hardware access rights etc. Based on our sample review, no material weakness was identified in the IT related systems and controls.</p>
<p>c) Accuracy, completeness and correctness of accounting and related controls maintained at the entity's branches.</p>	<p>At the branch level, entries related to daily operations are passed. We have addressed this as a key audit matter since any control lapses in the branch level accounting may result in the financial accounting and reporting records of the entity being misstated. We have physically visited the entity's branches on a sample basis to identify and assess the effectiveness of the controls operating at the branch level. We have also tested on a sample basis the independent financial records maintained at the branch level and how the same is considered and incorporated in the financial statements. We have also assessed and analyzed the internal audit reports and how the major observations are dealt with and its impact on the entity's financial accounting and reporting records. Based on our sample review, no major weaknesses were identified.</p>



<p><b>d) Computation of provision towards impairment of loan assets.</b></p> <p>As at 31st March 2023, the Company had reported a total impairment loss allowance of Rs. 36,454.29 lakhs (31st March 2022 - Rs 30,792.59 lakhs)</p> <p>A significant degree of judgment is required to determine the timing and amount of Impairment loss allowance to be recognized with respect to loan assets. Based on our risk assessment, the following are the significant judgments and estimates, that impact impairment loss allowance:</p> <ul style="list-style-type: none"><li>- Completeness and timing of recognition of default, in accordance with the prudential norms on Income Recognition, Asset Classification and Provisioning pertaining to Loan Assets;</li><li>- Measurement of provision is dependent on the probability of default (PD) and loss given default (LGD) of each category of loan asset. Identification of PD and LGD involves significant judgments and estimates related to forward looking information.</li></ul>	<p>The audit procedures performed, among others, included:</p> <ul style="list-style-type: none"><li>-Considering the board policies and processes for NPA identification and assessing compliance with the RBI norms.</li><li>-Understanding, evaluating and testing the design and effectiveness of key controls around identification of impaired accounts.</li><li>-Performing other procedures including substantive audit procedures covering the identification of NPAs such as:<ul style="list-style-type: none"><li>• Reading account statements and related information of the borrowers on a sample basis.</li><li>• Performing inquiries with credit and risk departments to ascertain if there were indicators of stress or an occurrence of an event of default in a particular loan account or any product category which needed to be considered as NPA.</li><li>• Holding discussions with the management on sectors where there is perceived credit risk and the steps taken to mitigate the risks to identified sectors.</li></ul></li></ul>
--	---

#### Information Other than the Financial Statements and Auditor's Report Thereon

The Company's Board of Directors are responsible for the preparation of the other information. The other information comprises the information included in the Annual Report but does not include the financial statements and our auditor's report thereon. The Annual report is expected to be made available to us after the date of this auditor's report.

Our opinion on the Standalone Ind AS financial statements does not cover the other information and we do not express any form of assurance conclusion thereon.



Rangamani & Co: PH: 0477-2251474  
EMAIL: [rangananis@rediffmail.com](mailto:rangananis@rediffmail.com)



Krishnan Retna & Associates: PH: 8281223242  
EMAIL: [trivandrum@krishnanretna.com](mailto:trivandrum@krishnanretna.com)

In connection with our audit of the Standalone Ind AS financial statements, our responsibility is to read the other information identified above when it becomes available and, in doing so, consider whether the other information is materially inconsistent with the financial statements or our knowledge obtained during the course of our audit or otherwise appears to be materially misstated.

When we read the Annual Report, if we conclude that there is a material misstatement therein, we are required to communicate the matter to those charged with governance. We have nothing to report in this regard.

### **Responsibilities of Management and those charged with governance for the standalone Ind AS Financial Statements**

The Company's Board of Directors are responsible for the matters stated in Section 134(5) of the Act with respect to the preparation of these Standalone Ind AS financial statements that give a true and fair view of the financial position, financial performance, changes in equity and cash flows of the Company in accordance with the accounting principles generally accepted in India, including the Accounting Standards specified under Section 133 of the Act, read with Rule 7 of the Companies (Accounts) Rules, 2014. This responsibility also includes maintenance of adequate accounting records in accordance with the provisions of the Act for safeguarding of the assets of the Company and for preventing and detecting frauds and other irregularities; selection and application of appropriate accounting policies; making judgments and estimates that are reasonable and prudent; and design, implementation and maintenance of adequate internal financial controls, that were operating effectively for ensuring the accuracy and completeness of the accounting records, relevant to the preparation and presentation of the financial statements that give a true and fair view and are free from material misstatement, whether due to fraud or error.

In preparing the Standalone Ind AS financial statements, the board of directors are responsible for assessing the Company's ability to continue as a going concern, disclosing, as applicable, matters related to going concern and using the going concern basis of accounting unless the board of directors either intends to liquidate the Company or to cease operations, or has no realistic alternative but to do so.

The Board of Directors are also responsible for overseeing the Company's financial reporting process.

### **Auditor's Responsibilities for the Audit of the Standalone Ind AS Financial Statements**

Our objectives are to obtain reasonable assurance about whether the Standalone Ind AS Financial statements as a whole are free from material misstatement, whether due to fraud



Rangamani & Co: PH: 0477-2251474  
EMAIL: rangamanis@rediffmail.com

Krishnan Retna & Associates: PH: 8281223242  
EMAIL: trivandrum@krishnanretna.com



or error, and to issue an auditor's report that includes our opinion. Reasonable assurance is a high level of assurance, but is not a guarantee that an audit conducted in accordance with SAs will always detect a material misstatement when it exists. Misstatements can arise from fraud or error and are considered material if, individually or in the aggregate, they could reasonably be expected to influence the economic decisions of users taken on the basis of these Standalone Ind AS financial statements.

As part of an audit in accordance with SAs, we exercise professional judgment and maintain professional skepticism throughout the audit. We also:

- Identify and assess the risks of material misstatement of the Standalone Ind AS financial statements, whether due to fraud or error, design and perform audit procedures responsive to those risks, and obtain audit evidence that is sufficient and appropriate to provide a basis for our opinion. The risk of not detecting a material misstatement resulting from fraud is higher than for one resulting from error, as fraud may involve collusion, forgery, intentional omissions, misrepresentations, or the override of internal control.
- Obtain an understanding of internal financial controls relevant to the audit in order to design audit procedures that are appropriate in the circumstances. Under section 143(3)(i) of the Act, we are also responsible for expressing our opinion on whether the Company has adequate internal financial controls system in place and the operating effectiveness of such controls.
- Evaluate the appropriateness of accounting policies used and the reasonableness of accounting estimates and related disclosures made by management.
- Conclude on the appropriateness of management's use of the going concern basis of accounting and, based on the audit evidence obtained, whether a material uncertainty exists related to events or conditions that may cast significant doubt on the Company's ability to continue as a going concern. If we conclude that a material uncertainty exists, we are required to draw attention in our auditor's report to the related disclosures in the financial statements or, if such disclosures are inadequate, to modify our opinion. Our conclusions are based on the audit evidence obtained up to the date of our auditor's report. However, future events or conditions may cause the Company to cease to continue as a going concern.
- Evaluate the overall presentation, structure and content of the Standalone Ind AS financial statements, including the disclosures, and whether the Standalone Ind AS



financial statements represent the underlying transactions and events in a manner that achieves fair presentation.

Materiality is the magnitude of misstatements in the Standalone Ind AS financial statements that, individually or in aggregate, makes it probable that the economic decisions of a reasonably knowledgeable user of the financial statements may be influenced. We consider quantitative materiality and qualitative factors in planning the scope of our audit work and in evaluating the results of our work; and to evaluate the effect of any identified misstatements in the Standalone Ind AS financial statements.

We communicate with those charged with governance regarding, among other matters, the planned scope and timing of the audit and significant audit findings, including any significant deficiencies in internal control that we identify during our audit.

We also provide those charged with governance with a statement that we have complied with relevant ethical requirements regarding independence, and to communicate with them all relationships and other matters that may reasonably be thought to bear on our independence, and where applicable, related safeguards.

#### Report on Other Legal and Regulatory Requirements

1. As required by the Companies (Auditor's Report) Order, 2016 ("the Order") issued by the Central Government of India in terms of Section 143(11) of the Act, we give in the Annexure "A" a statement on the matters specified in paragraphs 3 and 4 of the Order, to the extent applicable.

2. As required by Section 143 (3) of the Act, we report that:

a) We have sought and obtained all the information and explanations which to the best of our knowledge and belief were necessary for the purposes of our audit;

b) In our opinion, proper books of account as required by law have been kept by the Company so far as it appears from our examination of those books;

c) The Balance Sheet, the Statement of Profit and Loss (including other Comprehensive Income), the Statement of changes in equity and the Cash Flow Statement dealt with by this Report are in agreement with the books of account;



d) In our opinion, the aforesaid Standalone Ind AS financial statements comply with the Accounting Standards specified under Section 133 of the Act, read with relevant Rules issued thereunder.

e) On the basis of the written representations received from the directors as on 31st March, 2023 taken on record by the Board of Directors, none of the directors is disqualified as on 31st March, 2023 from being appointed as a director in terms of Section 164 (2) of the Act;

f) With respect to the adequacy of the internal financial controls over financial reporting of the Company and the operating effectiveness of such controls, refer our separate Report in "Annexure B".

g) With respect to the other matters to be included in the Auditor's Report in accordance with Section 197(16) of the Act, the remuneration paid by the Company to its directors is in accordance with the provisions of Section 197.

h) With respect to the other matters to be included in the Auditor's Report in accordance with Rule 11 of the Companies (Audit and Auditors) Rules, 2014, in our opinion and to the best of our information and according to the explanations given to us:

i. The company has disclosed the impact of pending litigations on its financial position.

ii. The company does not have any long-term contracts including derivative contracts for which there were any material foreseeable loss for which any provision is required to be made under the applicable law and Accounting Standards.

iii. There has been no delay in transferring amounts, required to be transferred to the Investor Education and Protection Fund by the company

iv. a) The Management has represented that, to the best of its knowledge and belief, as disclosed in Note 50 to the standalone financial statements, no funds (which are material either individually or in aggregate) have been advanced or loaned or invested (either from borrowed funds or share premium or any other sources or kind of funds) by the Company to or in any other person or entity, including foreign entity ("Intermediaries"), with the understanding, whether recorded in writing or otherwise that the Intermediary shall, whether directly or indirectly lend or invest in other persons or entities identified in any manner whatsoever by or on behalf of the




Company ("Ultimate Beneficiaries") or provide any guarantee, security or the like on behalf of the Ultimate Beneficiaries;

b) The Management has represented, that, to the best of its knowledge and belief, as disclosed in Note 50 to the standalone financial statements, no funds (which are material either individually or in aggregate) have been received by the Company from any person or entity, including foreign entity ("Funding Parties") with the understanding, whether recorded in writing or otherwise that the Company shall, whether, directly or indirectly, lend or invest in other persons or entities identified in any manner whatsoever by or on behalf of the Funding Party ("Ultimate Beneficiaries") or provide any guarantee, security or the like on behalf of the Ultimate Beneficiaries;

c) Based on the audit procedures performed that have been considered reasonable and appropriate in the circumstances, nothing has come to our notice that has caused us to believe that the representations under sub-clause (i) and (ii) of Rule 11(e), as provided under (a) and (b) above, contain any material misstatement.

v. The dividend declared and paid during the year by the Company is in compliance with Section 123 of the Act.

For Rangamani & Co.,  
Chartered Accountants,  
ICAI FRN:003052 S




R. Krishnan  
( Partner )  
M.No.025927



UDIN: 23025927BGZFXA3667

Place: Thiruvananthapuram  
Date: 22-05-2023

For Krishnan Retna & Associates  
Chartered Accountants,  
ICAI FRN: 001536S



Retna Kumaran Nair A  
( Partner )  
M.No. 024791



UDIN: 23024791BGRXOR1043

Place: Thiruvananthapuram  
Date: 22-05-2023

## ANNEXURE "A" TO THE INDEPENDENT AUDITORS' REPORT

Annexure referred to in Paragraph 1 under the heading 'Report on other Legal and Regulatory Requirements' in the Independent Auditors' Report of even date to the members of Muthoot Fincorp Limited on the Standalone Ind AS Financial Statements as of and for the year ended 31st March 2023.

1) Tangible and Intangible Assets.

- (a) In our opinion the company has maintained proper records showing particulars including quantitative details and situation of majority of Property, Plant and Equipment. We are informed that the company is in the process of updating the details in the Fixed Asset module of the software used by the company. To ensure complete recording and updating of the assets in the fixed assets module, the company is in the process of migrating to new software.
- (b) As informed to us, fixed assets have been physically verified by the management on a periodic basis during the course of internal branch audit conducted during the year. Since there is a regular programme of verification, we are of the opinion that it is reasonable having regard to the size of the company and the nature of its assets. We have been informed that there have been no material discrepancies during such verification.
- (c) In our opinion and according to the information and explanations given to us, the title deeds of immovable property included in Property, Plant and Equipment and in Investment Property are held in the name of the Company.
- (d) In our opinion and according to the information and explanation given to us, the company has not revalued its Property, Plant and Equipment (including Right of use of asset) or Intangible assets or both during the year.
- (e) As informed to us, no proceedings have been initiated or are pending against the Company for holding any benami property under the Benami Transactions (Prohibition) Act, 1988 (45 of 1988) and rules made thereunder.

2) Inventory and Working Capital

- (a) The Company does not have any inventory. Hence, the provisions of clause 3(ii) of the Order are not applicable to the Company.
- (b) In our opinion and according to the information and explanations given to us, the Company has obtained Working Capital Limits in excess of Rs 5 Crores in aggregate.





from banks and financial Institutions and the Quarterly return/statement filed by the Company with such banks or financial Institutions are in agreement with the books of accounts.

- 3) The company is a Non - Deposit taking Non Banking Financial Company (NBFC) registered with the Reserve Bank of India. During the year, the company has made investments and in the ordinary course of business granted loans and advances in the nature of secured and unsecured loans to companies, firms, LLPs and other parties. With respect to such Investment and Loans and Advances :
  - (a) As the principal business of the company is to give loans, the paragraph 3(iii)(a) of the Order is not applicable to the Company.
  - (b) In our opinion, the terms and conditions of the grant of such loans are, prima facie, not prejudicial to the Interests of the Company.
  - (c) In respect of loans granted by the company, the schedule of repayment of principal and payment of interest has been stipulated. Being a non banking finance company engaged in the business of granting loans, there are instances of irregularities in repayment of principal amount and receipt of interest as per stipulated terms. Having regard to the nature of business undertaken by the company, specific details of irregularities are not reported although the particulars of overdue for more than ninety days as per books of accounts as at the Balance Sheet date has been reported in para (d) below
  - (d) In respect of loans granted by the company, the total amount overdue for more than ninety days as per Books of Accounts as at the Balance Sheet date is Rs. 37,161.13 lakhs. In our opinion, and as per information and explanations given to us, reasonable steps have been taken by the company for recovery of the said overdue amounts.
  - (e) The provisions of paragraph 3(iii)(e) of the Order are not applicable to the company, as its principal business is to give loans.
  - (f) The company has not granted any loans or advances in the nature of loans that were either repayable on demand or without specifying any terms or period of repayment.
- 4) In our opinion, in respect of loans, investments, guarantees, and security, the company has complied with the provision of Sec 185 and 186 of the Act.
- 5) In our opinion and according to the information and explanations given to us, the company has not accepted any deposits from the public within the meaning of sections 73 to 76 of the Act and rules framed thereunder to the extent notified.
- 6) The Government of India has not prescribed the maintenance of cost records under sub-section (1) of section 148 of the Act for any of the activities of the company and hence the provisions of this section are not applicable to the Company for the year under review.



7) In respect of statutory dues:

- (a) According to the information and explanations given to us and on the basis of our examination of the records of the Company, amounts deducted/ accrued in the books of account in respect of undisputed statutory dues including provident fund, employees' state insurance, income-tax, sales- tax, service tax, goods and service tax, duty of customs, duty of excise, value added tax, cess and other material statutory dues have been generally regularly deposited during the year by the company with the appropriate authorities. According to the information and explanations given to us, no undisputed amounts payable in respect of provident fund, employees' state insurance, income-tax, sales- tax, service tax, goods and service tax, duty of customs, duty of excise, value added tax, cess and other material statutory dues were in arrears as at March 31, 2023 for a period of more than six months from the date they became payable.
- (b) According to the information and explanations given to us and the records of the company examined by us, the particulars of statutory dues as at 31st March 2023 which have not been deposited on account of dispute are as follows;

Statute	Nature of dues	Period to which the amount relates (Financial Year)	Amount (in lakhs)	Forum where dispute is pending
Service Tax	Tax on Income from Foreign Inward Remittances	01.02.2006 to 30.09.2007	17.17	CESTAT, Bangalore.
Service Tax	Tax on receipts related to assignment of receivables	01.04.2007 to 31.03.2012	1,451.58	CESTAT, Bangalore.
Service Tax	Tax on Notional consideration against support services rendered to group concerns	01.04.2008 to 31.03.2012	2,132.11	CESTAT, Bangalore
Service Tax	Tax on Income from Foreign Inward	01.04.2014 to 30.06.2017	347.27	Commissioner of GST and Central Excise (Appeals),



	Remittances			Cochin.
Service Tax	Service Tax demand on taxability on assignment of receivables	01.04.2014 to 30.06.2017	1,158.01	CESTAT, Bangalore.
Income Tax	Demand payable u/s 143(3) - net of refund adjustments	AY 10-11	1,463.50	CIT(A) - III, Cochin
Income Tax	Demand payable u/s 143(3) - net of refund adjustments	AY 13-14	741.70	CIT(A) - III, Cochin
Income Tax	Non deduction of Tax at Source	AY 15-16	570.37	DCIT, TDS (Trivandrum)
Income Tax	Demand payable u/s 143 (3)	AY 18-19	577.43	CIT(A) - III, Cochin
Income Tax	Demand Payable u/s 143(1)	AY 19-20	66.86	CIT(A) - III, Cochin
Income Tax	Penalty u/s 271H	AY 15-16	1.00	CIT(A) - III, Cochin
Value Added Tax	Purchase Tax	AY 13-14	1,327.12	Assessing Authority SGST, Thiruvananthapuram

8) In our opinion and according to information and explanations given to us, there are no instances of transactions not recorded in the books of accounts subsequently surrendered as income in Tax assessments.

9) Repayment of Borrowings



- (a) According to the records of the company examined by us and the information and explanations given to us, the company has not defaulted in repayment of dues to any financial institution or bank or as at the balance sheet date.

With regard to debentures, there are unpaid debentures that are matured to the tune of Rs 4828.69 lakhs as on 31.03.2023. As explained to us, these are not settled since the investors have not approached the Company with the original investment documents for redemption. The total amount of redemption done for the period starting from 01.04.2023 to 21.05.2023 is stated to be 2769.18 lakhs including interest.

- (b) As per the information and explanation given to us, the Company has not been declared as a willful defaulter by any bank or financial institution or other lender.
- (c) According to the information and explanations given by us, term loans taken by the Company from financial institutions are applied for the purpose for which they were obtained.
- (d) According to the information and explanations given by us, funds raised on short term basis have not been utilized for long term purposes.
- (e) According to the information and explanations given by us, the company has not taken any funds from any entity or person on account of or to meet the obligations of its subsidiaries, associates or joint ventures,
- (f) According to the information and explanations given by us, the company has not raised loans during the year on the pledge of securities held in its subsidiaries, joint ventures or associate companies.
- 10) (a) According to the information and explanations given to us, and on examination of records of the Company, the Company has during the year raised funds through public issue of Non Convertible Debentures of Rs. 68,200.57 lakhs that were utilized for the purposes for which they were raised.
- (b) According to the information and explanations given to us, and on examination of records of the Company, the company has not made any preferential allotment or private placement of shares or fully or partly or optionally convertible debentures during the year and hence, the reporting requirement under clause(x)(b) of para 3 of the Order are not applicable

11) Fraud and Whistleblower Complaints

- (a) According to the information and explanations given to us, and on examination of records of the Company, instances of whistleblower complaints were raised on various occasions during the year and appropriate actions were taken against those complaints.



- (b) No report u/s 143(12) of the Act has been filed in Form ADT-4 regarding any frauds, as prescribed under Rule 13 of Companies (Audit and Auditors) Rules, 2014 with Central Government, during the year and up to the date of this report.
- (c) We have taken into consideration the whistle blower complaints received by the Company during the year (and upto the date of this report) while determining the nature, timing and extent of our audit procedures.
- 12) The Company is not a Nidhi Company and accordingly, paragraph 3 (xii) of the order is not applicable to the Company.
- 13) According to the information and explanations given to us and based on our examination of the records of the company, transactions with the related parties are in compliance with section 177 and 188 of the Act. Where applicable, the details of such transactions have been disclosed in the financial statements as required by the applicable accounting standards.
- 14) (a) In our opinion, the Company has an internal audit system commensurate with the nature and size of the Company's business. Also, the comments of the Internal auditors in their report are considered by us in framing an opinion on the financial statements.
- (b) We have considered the Internal Audit reports for the year under Audit, issued to the company during the year in determining the nature, timing and extent of our Audit procedures.
- 15) According to the information and explanations given to us and based on our examination of the records of the company, the company has not entered into non-cash transactions with directors or persons connected with them.
- 16) (a) The Company being a Non Banking Financial Company is required to be registered and has obtained the Certificate of Registration as provided under sec 45IA of The Reserve Bank of India Act 1934.
- (b) The Company has a valid Certificate of Registration (CoR) from the Reserve Bank of India (RBI) for conducting Non-Banking Financial activities and no business has been conducted by the Company without a valid CoR.
- (c) The company is not a Core Investment Company (CIC) as defined in the regulations made by the Reserve Bank of India and hence the reporting requirement under clause (xvi) (c) of para 3 of the Order is not applicable.
- (d) As informed to us, the group does not form part of a CIC. Accordingly, reporting on paragraph 3(xvi)(d) of the Order is not applicable.

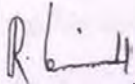


- 17) The company has not incurred any cash losses in the financial year under audit and in the immediately preceding financial year.
- 18) There has been no resignation of the statutory auditors during the financial year covered by our audit and hence the reporting requirement under clause (xviii) of para 3 of the Order is not applicable.
- 19) On the basis of the examination of financial ratios, ageing and expected dates of realization of financial assets and payment of financial liabilities, other information accompanying the financial statement and knowledge of the Board of Directors and management plans, we are of the opinion that no material uncertainty exists as on the date of the audit report that company is capable of meeting its liabilities existing at the date of balance sheet as and when they fall due within a period of one year from the balance sheet date; We, however, state that this is not an assurance as to the future viability of the Company. We further state that our reporting is based on the facts up to the date of the audit report and we neither give any guarantee nor any assurance that all liabilities falling due within a period of one year from the balance sheet date, will get discharged by the Company as and when they fall due.
- 20) (a) According to the information and explanation given to us and the records of the company examined by us, there are no unspent amounts towards corporate social responsibility other than ongoing projects requiring a transfer to a fund specified in schedule VII to the Act in compliance with the second proviso to sub section (5) of Section 135 of the said Act.
- (c) According to the information and explanation given to us and based on our examination of the records of the Company, the Company has transferred unspent amount under sub section 5 of section 135 of the Companies Act, pursuant to ongoing projects to a special account in compliance with the provision of section 135(6) of the Companies Act.



21) According to the information and explanations given to us and based on our examination of the records of the company, there has been no adverse remarks by the respective auditors in the Companies (Auditor's Report) Order (CARO) reports of the companies included in the consolidated financial statements

For Rangamani & Co.,  
Chartered Accountants,  
ICAI FRN:003052S



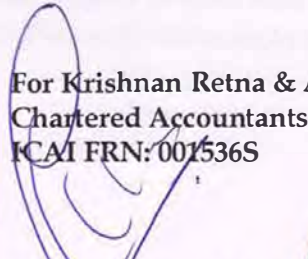
R. Krishnan  
(Partner)  
M.No.025927



UDIN: 23025927BGZFXA3667

Place: Thiruvananthapuram  
Date: 22-05-2023

For Krishnan Retna & Associates  
Chartered Accountants,  
ICAI FRN: 001536S



Retna Kumaran Nair A  
(Partner)  
M.No. 024791



UDIN: 23024791BGRXOR1043

Place: Thiruvananthapuram  
Date: 22-05-2023

**ANNEXURE "B" TO THE INDEPENDENT AUDITORS' REPORT**

Referred to in paragraph 2(f) under 'Report on other legal and regulatory requirements' of the Independent Auditors' Report of even date to the members of Muthoot Fincorp Limited on the Ind AS Financial Statements as of and for the year ended 31 March 2023

**REPORT ON THE INTERNAL FINANCIAL CONTROLS UNDER CLAUSE (I) OF SUB-SECTION 3 OF SECTION 143 OF THE COMPANIES ACT, 2013 ("THE ACT")**

**Opinion**

We have audited the internal financial controls over financial reporting of Muthoot Fincorp Limited ("the Company"), as of March 31, 2023 in conjunction with our audit of the Ind AS Financial statements of the Company for the year ended on that date.

In our opinion, the Company has, in all material respects, an adequate internal financial controls system over financial reporting and such internal financial controls over financial reporting were operating effectively as at March 31, 2023, based on the internal control over financial reporting criteria established by the Company considering the essential components of internal control stated in the Guidance Note on Audit of Internal Financial Controls Over Financial Reporting issued by the Institute of Chartered Accountants of India.

**Management's Responsibility for Internal Financial Controls**

The Company's management is responsible for establishing and maintaining internal financial controls based on the internal control over financial reporting criteria established by the Company considering the essential components of internal control stated in the Guidance Note on Audit of Internal Financial Controls over Financial Reporting issued by the Institute of Chartered Accountants of India. These responsibilities include the design, implementation and maintenance of adequate internal financial controls that were operating effectively for ensuring the orderly and efficient conduct of its business, including adherence to company's policies, the safeguarding of its assets, the prevention and detection of frauds and errors, the accuracy and completeness of the accounting records, and the timely preparation of reliable financial information, as required under the Companies Act, 2013.





## Auditors' Responsibility

Our responsibility is to express an opinion on the company's internal financial controls over financial reporting based on our audit. We conducted our audit in accordance with the Guidance Note on Audit of Internal Financial Controls Over Financial Reporting (the "Guidance Note") Standards on Auditing, both issued by the ICAI and deemed to be prescribed under Section 143 (10) of the Companies Act, 2013, to the extent applicable to an audit of internal financial controls. Those standards and the guidance note require that we comply with ethical requirements and plan and perform the audit to obtain reasonable assurance about whether adequate internal financial controls over financial reporting was established and maintained and if such controls operated effectively in all material respects.

Our audit involves performing procedures to obtain audit evidence about the adequacy of the internal financial controls system over financial reporting and their operating effectiveness. Our audit of internal financial controls over financial reporting included obtaining an understanding of internal financial controls over financial reporting, assessing the risk that a material weakness exists, and testing and evaluating the design and operating effectiveness of internal control based on the assessed risk. The procedures selected depend on the auditor's judgement, including the assessment of the risks of material misstatement of the financial statements, whether due to fraud or error.

We believe that the audit evidence we have obtained is sufficient and appropriate to provide a basis for our audit opinion on the Company's internal financial control system over financial reporting.

## Meaning of Internal Financial Controls over Financial Reporting

A company's internal financial control over financial reporting is a process designed to provide reasonable assurance regarding the reliability of financial reporting and the preparation of financial statements for external purposes in accordance with generally accepted accounting principles. A company's internal financial control over financial reporting includes those policies and procedures that (i) pertain to the maintenance of records that, in reasonable detail, accurately and fairly reflect the transactions and dispositions of the assets of the company; (ii) provide reasonable assurance that transactions are recorded as necessary to permit preparation of financial statements in accordance with generally accepted accounting principles, and that receipts and expenditures of the company are being made only in accordance with authorizations of management and directors of the company; and (iii) provide reasonable

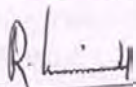


assurance regarding prevention or timely detection of unauthorized acquisition, use, or disposition of the company's assets that could have a material effect on the financial statements.

### Inherent Limitations of Internal Financial Controls over Financial Reporting

Because of the inherent limitations of internal financial controls over financial reporting, including the possibility of collusion or improper management override of controls, material misstatements due to error or fraud may occur and not be detected. Also, projections of any evaluation of the internal financial controls over financial reporting to future periods are subject to the risk that the internal financial control over financial reporting may become inadequate because of changes in conditions, or that the degree of compliance with the policies or procedures may deteriorate.

For Rangamani & Co.,  
Chartered Accountants,  
ICAI FRN:003052S



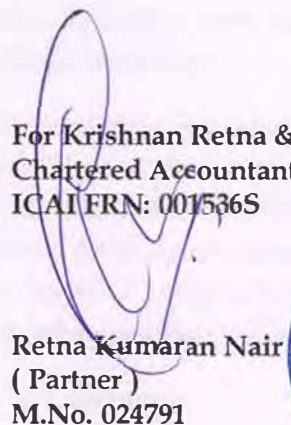
R. Krishnan  
( Partner )  
M.No.025927



UDIN: 23025927BGZFXA3667

Place: Thiruvananthapuram  
Date: 22-05-2023

For Krishnan Retna & Associates  
Chartered Accountants,  
ICAI FRN: 001536S



Retna Kumaran Nair  
( Partner )  
M.No. 024791



UDIN: 23024791BGRXOR1043

Place: Thiruvananthapuram  
Date: 22-05-2023

# MUTHOOT FINCORP LIMITED

Muthoot Centre, TC No 27/ 3022, Punnen Road, Thiruvananthapuram, Kerala - 695001

## STANDALONE BALANCE SHEET AS AT MARCH 31, 2023

(INR in lakhs)

Particulars	Note	As at 31st March 2023	As at 31st March 2022
<b>ASSETS</b>			
<b>1 Financial assets</b>			
Cash and cash equivalents	5	2,52,361.58	2,35,980.59
Bank Balance other than above	6	17,001.25	11,089.14
Receivables	7		
Trade Receivables	7	3,133.15	2,630.50
Loans	8	17,25,053.20	17,01,520.88
Investments	9	1,86,671.51	1,63,959.06
Other Financial assets	10	14,485.70	13,049.87
<b>2 Non-financial Assets</b>			
Current tax assets (net)		-	2,997.82
Investment Property	11	26,119.76	30,236.55
Property, Plant and Equipment	12	39,301.60	38,915.42
Intangible assets under development	13	676.00	-
Other Intangible assets	13	844.48	937.59
Right-of-use assets	14	79,935.99	57,939.67
Other non financial assets	15	24,315.90	31,120.00
<b>Total assets</b>		<b>23,69,900.12</b>	<b>22,90,377.08</b>
<b>LIABILITIES AND EQUITY</b>			
<b>LIABILITIES</b>			
<b>1 Financial Liabilities</b>			
Payables	16		
(I) Trade Payables			
(i) total outstanding dues of micro enterprises and small enterprises		-	-
(ii) total outstanding dues of creditors other than micro enterprises and small enterprises		-	-
(II) Other Payables			
(i) total outstanding dues of micro enterprises and small enterprises		813.40	79.03
(ii) total outstanding dues of creditors other than micro enterprises and small enterprises		3,201.57	4,703.28
Debt Securities	17	3,04,642.97	3,79,379.03
Borrowings (other than debt securities)	18	12,49,815.81	11,53,567.02
Lease Liability	14	88,965.01	64,656.45
Subordinated Liabilities	19	2,27,858.69	2,38,526.64
Other Financial liabilities	20	74,610.16	76,253.36
<b>2 Non-financial Liabilities</b>			
Current tax liabilities (net)		2,305.00	-
Provisions	21	3,439.83	2,959.81
Deferred tax liabilities (net)	34	22,247.61	23,668.26
Other non-financial liabilities	22	2,696.64	1,634.89
<b>3 Equity</b>			
Equity share capital	23	19,370.56	19,370.56
Other equity	24	3,69,932.89	3,25,578.77
<b>Total liabilities and equity</b>		<b>23,69,900.12</b>	<b>22,90,377.08</b>

See accompanying notes to the Financial Statements

1 to 4

In terms of our joint report of even date attached

**For Rangamani & Co.**  
Chartered Accountants  
Firm Regn. No. 003052S

**For Krishnan Retna & Associates**  
Chartered Accountants  
Firm Regn. No. 001536S

**For and on behalf of the Board of Directors,**

**CA. Krishnan R**  
Partner  
Membership No.025927  
Place: Thiruvananthapuram

**CA. Retna Kumaran Nair A**  
Partner  
Membership No.024791  
Place: Thiruvananthapuram

**Thomas John Muthoot**  
Managing Director  
DIN: 00011618  
Place: Thiruvananthapuram

**Thomas George Muthoot**  
Director  
DIN: 00011552  
Place: Kochi

**Thomas Muthoot**  
Executive Director and  
Chief Financial Officer  
DIN: 00082099  
Place: Kochi

**Sachu Sivas**  
Company Secretary  
Place: Thiruvananthapuram

Date: May 22, 2023

# MUTHOOT FINCORP LIMITED

Muthoot Centre, TC No 27/ 3022, Punnen Road, Thiruvananthapuram, Kerala - 695001

## STANDALONE STATEMENT OF PROFIT AND LOSS FOR THE YEAR ENDED MARCH 31, 2023

(INR in lakhs)

Particulars	Notes	For the year ended 31st March 2023	For the year ended 31st March 2022
<b>(I) Revenue from operations</b>			
(i) Interest income	25	3,32,167.53	3,18,760.74
(ii) Dividend income		21.29	17.44
(iii) Rental income		606.67	533.22
(iv) Fees and commission income		11,632.99	9,952.29
(v) Net gain on derecognition of financial instruments under amortised cost category		-	37.53
(vi) Others	26	2,554.06	3,332.38
<b>Total Revenue from operations</b>		<b>3,46,982.53</b>	<b>3,32,633.60</b>
<b>(II) Other Income</b>		2,143.83	158.05
<b>(III) Total Income (I + II)</b>		<b>3,49,126.36</b>	<b>3,32,791.64</b>
<b>Expenses</b>			
(i) Finance costs	27	1,57,132.55	1,63,547.79
(ii) Impairment on financial instruments	28	6,717.02	7,152.74
(iii) Net Loss on fair value changes	29	289.93	231.27
(iv) Employee benefits expenses	30	59,944.74	53,690.84
(v) Depreciation, amortization and impairment	31	18,498.40	21,070.48
(vi) Other expenses	32	44,300.56	40,284.88
<b>Total Expenses</b>		<b>2,86,883.20</b>	<b>2,85,978.01</b>
<b>(V) Profit before tax (III- IV)</b>		<b>62,243.16</b>	<b>46,813.64</b>
<b>(VI) Tax Expense:</b>			
(1) Current tax		17,609.54	13,719.62
(2) Deferred tax		(1,347.46)	(1,591.11)
<b>(VII) Profit for the year (V-VI)</b>		<b>45,981.08</b>	<b>34,685.13</b>
<b>(VIII) Other Comprehensive Income</b>			
A (i) Items that will not be reclassified to profit or loss			
Net gain / (loss) on equity instruments measured through other comprehensive income		(417.64)	2,167.51
Remeasurement of the defined benefit liabilities		73.42	179.27
(ii) Income tax relating to items that will not be reclassified to profit or loss		73.19	(539.05)
<b>Subtotal (A)</b>		<b>(271.03)</b>	<b>1,807.73</b>
B (i) Items that will be reclassified to profit or loss		-	-
(ii) Income tax relating to items that will not be reclassified to profit or loss		-	-
<b>Subtotal (B)</b>		<b>-</b>	<b>-</b>
<b>Other Comprehensive Income (A+B)</b>		<b>(271.03)</b>	<b>1,807.73</b>
<b>(IX) Total Comprehensive Income for the year (VII+VIII)</b>		<b>45,710.06</b>	<b>36,492.86</b>
<b>(X) Earnings per equity share</b>	33		
Basic (INR )		23.74	17.91
Diluted (INR )		22.85	17.36

See accompanying notes to the financial statements

1 to 4

In terms of our joint report of even date attached

**For Rangamani & Co.**

Chartered Accountants

Firm Regn. No. 003052S

**For Krishnan Retna & Associates**

Chartered Accountants

Firm Regn. No. 001536S

**For and on behalf of the Board of Directors,**

**Thomas John Muthoot**

Managing Director

DIN: 00011618

Place: Thiruvananthapuram

**Thomas George Muthoot**

Director

DIN: 00011552

Place: Kochi

**CA. Krishnan R**

Partner

Membership No.025927

Place: Thiruvananthapuram

**CA. Retna Kumaran Nair A**

Partner

Membership No.024791

Place: Thiruvananthapuram

**Thomas Muthoot**

Executive Director &  
Chief Financial Officer

DIN: 00082099

Place: Kochi

**Sachu Sivas**

Company Secretary

Place: Thiruvananthapuram

Date: May 22, 2023

# MUTHOOT FINCORP LIMITED

Muthoot Centre, TC No 27/ 3022, Punnen Road, Thiruvananthapuram, Kerala - 695001

## STANDALONE STATEMENT OF CASH FLOWS FOR THE YEAR ENDED MARCH 31, 2023

(INR in lakhs)

Particulars	As at 31st March 2023	As at 31st March 2022
<b>A Cash flow from Operating activities</b>		
<b>Net Profit before taxation</b>	<b>62,243.16</b>	<b>46,813.64</b>
<i>Adjustments to reconcile profit before tax to net cash flows:</i>		
Add: Depreciation, amortisation and impairment	18,498.40	21,070.48
Add: Impairment on financial instruments	5,661.71	7,152.74
Add: Write off	3,400.80	-
Add: Finance cost	1,57,132.55	1,63,547.79
Add: Provision for Gratuity	34.23	174.23
Add: Provision for Compensated absence	90.66	(38.25)
Add: Net (gain) / loss on fair value changes	289.93	231.27
Add: Share based payments & stock appreciation rights	586.09	-
Less: Profit on Sale of Assets	(1,503.92)	-
Less: Income on investments	(729.25)	(1,578.71)
Less: Dividend income	(21.29)	(17.44)
<b>OPERATING PROFIT BEFORE WORKING CAPITAL CHANGES</b>	<b>2,45,683.05</b>	<b>2,37,355.75</b>
<b>Adjustments for:</b>		
(Increase)/Decrease in Trade receivables	(502.66)	(810.56)
(Increase)/Decrease in Bank balances other than cash and cash equivalents	(5,912.11)	5,236.97
(Increase)/Decrease in Loans	(30,249.34)	1,36,624.52
(Increase)/Decrease in Other financial asset	(1,710.91)	5,429.50
(Increase)/Decrease in Other non-financial asset	4,458.62	895.82
Increase/(Decrease) in Other financial liabilities	3,610.31	585.17
Increase/(Decrease) in Other non-financial liabilities	1,061.75	369.26
Increase/(Decrease) in Trade payables	(767.34)	3,011.46
Increase/(Decrease) in Provisions	73.42	179.27
<b>Cash generated / (utilised) from / (for) operations</b>	<b>2,15,744.80</b>	<b>3,88,877.17</b>
Finance cost paid	(1,55,648.80)	(1,50,126.58)
Income tax paid	(12,306.71)	(16,041.41)
<b>Net cash flows from operating activities</b>	<b>47,789.28</b>	<b>2,22,709.17</b>
<b>B Cash flow from Investing activities</b>		
Purchase of property, plant and equipment, intangible assets & inventory	(6,618.04)	(3,802.61)
Proceeds from sale of fixed assets	237.29	-
Proceeds from sale of investment property	4,920.00	-
Proceeds against (purchase) / sale of investment funds	494.18	420.54
Proceeds against (purchase) / sale of equity investments	(170.20)	(526.77)
Proceeds against redemption of debt securities	-	300.00
Purchase of shares of muthoot microfin limited	(23,225.00)	-
Investments in speckle internet solutions private limited	-	(200.00)
Dividend income	21.29	17.44
Income on investments	729.25	1,578.71
<b>Net cash flows from investing activities</b>	<b>(23,611.22)</b>	<b>(2,212.69)</b>
<b>C Cash flow from Financing activities</b>		
Increase / (decrease) in debt securities	(75,398.88)	(57,821.90)
Increase / (decrease) in borrowings (other than debt securities)	97,275.85	56,034.28
Increase / (decrease) in subordinated liabilities	(9,595.30)	(9,201.75)
Payment of lease liabilities	(18,722.79)	(17,821.39)
Proceeds from issue of Cumulative Compulsorily Convertible Preference Shares	-	15,000.00
Dividend paid	(1,355.94)	(11,622.33)
<b>Net cash flows from financing activities</b>	<b>(7,797.06)</b>	<b>(25,433.09)</b>
<b>D Net increase/(decrease) in cash and cash equivalents (A+B+C)</b>	<b>16,381.00</b>	<b>1,95,063.39</b>
Cash and cash equivalents at April 01, 2022 / April 01, 2021	2,35,980.59	40,917.19
<b>Cash and cash equivalents at March 31, 2023 / March 31, 2022</b>	<b>2,52,361.58</b>	<b>2,35,980.59</b>

See accompanying notes to the financial statements

In terms of our joint report of even date attached

**For Rangamani & Co.**  
Chartered Accountants  
Firm Regn. No. 003052S

**For Krishnan Retna & Associates**  
Chartered Accountants  
Firm Regn. No. 001536S

**For and on behalf of the Board of Directors,**

**Thomas John Muthoot**  
Managing Director  
DIN: 00011618  
Place: Thiruvananthapuram

**Thomas George Muthoot**  
Director  
DIN: 00011552  
Place: Kochi

**CA. Krishnan R**  
Partner  
Membership No.025927  
Place: Thiruvananthapuram

**CA. Retna Kumaran Nair A**  
Partner  
Membership No.024791  
Place: Thiruvananthapuram

**Thomas Muthoot**  
Executive Director &  
Chief Financial Officer  
DIN: 00082099  
Place: Kochi

**Sachu Sivas**  
Company Secretary  
Place: Thiruvananthapuram

Date: May 22, 2023

## MUTHOOT FINCORP LIMITED

Muthoot Centre, TC No 27/ 3022, Punnen Road, Thiruvananthapuram, Kerala - 695001

### STANDALONE STATEMENT OF CHANGES IN EQUITY FOR THE YEAR ENDED MARCH 31, 2023

#### A. Equity Share Capital

Equity shares of INR 10/- each issued, subscribed and fully paid

(INR in lakhs)

Particulars	No. of shares	Amount
<b>Balance as on 1st April 2021</b>	<b>19,37,05,560.00</b>	<b>19,370.56</b>
Changes in equity share capital due to prior period errors	-	-
<b>Restated Balance as on 1st April 2021</b>	<b>-</b>	<b>-</b>
Changes in equity share capital during the year	-	-
<b>Balance as on 31st March 2022</b>	<b>19,37,05,560.00</b>	<b>19,370.56</b>
Changes in equity share capital due to prior period errors	-	-
<b>Restated Balance as on 1st April 2022</b>	<b>-</b>	<b>-</b>
Changes in equity share capital during the year	-	-
<b>Balance as on 31st March 2023</b>	<b>19,37,05,560.00</b>	<b>19,370.56</b>

#### B. Other Equity

(INR in lakhs)

Particulars	Reserves and Surplus			Other Comprehensive Income		Total Other Equity
	Securities Premium Reserve	Statutory Reserve	Retained Earnings	Equity Instruments through Other Comprehensive income	Actuarial valuation of gratuity impact through Other Comprehensive Income	
<b>Balance as on 31st March 2021</b>	<b>38,129.85</b>	<b>48,966.68</b>	<b>1,14,177.75</b>	<b>99,276.65</b>	<b>157.32</b>	<b>3,00,708.24</b>
Profit for the year	-	-	34,685.13	-	-	34,685.13
Other Comprehensive Income (net of taxes)	-	-	-	1,673.58	134.15	1,807.73
Transfer to Reserves u/s. 45-IC of RBI Act, 1934	-	6,937.03	(6,937.03)	-	-	-
Dividend Paid	-	-	(11,622.33)	-	-	(11,622.33)
<b>Balance as on 31st March 2022</b>	<b>38,129.85</b>	<b>55,903.70</b>	<b>1,30,303.52</b>	<b>1,00,950.23</b>	<b>291.47</b>	<b>3,25,578.77</b>
Profit for the year	-	-	45,981.08	-	-	45,981.08
Other Comprehensive Income (net of taxes)	-	-	-	(325.97)	54.94	(271.03)
Transfer to Reserves u/s. 45-IC of RBI Act, 1934	-	9,196.22	(9,196.22)	-	-	-
Dividend Paid	-	-	(1,355.94)	-	-	(1,355.94)
<b>Balance as on 31st March 2023</b>	<b>38,129.85</b>	<b>65,099.92</b>	<b>1,65,732.44</b>	<b>1,00,624.26</b>	<b>346.41</b>	<b>3,69,932.89</b>

*See accompanying notes to the Financial Statements*

In terms of our joint report of even date attached

**For Rangamani & Co.**

Chartered Accountants

Firm Regn. No. 003052S

**For Krishnan Retna & Associates**

Chartered Accountants

Firm Regn. No. 001536S

**For and on behalf of the Board of Directors,**

**Thomas John Muthoot**

Managing Director

DIN: 00011618

Place: Thiruvananthapuram

**Thomas George Muthoot**

Director

DIN: 00011552

Place: Kochi

**CA. Krishnan R**

Partner

Membership No.025927

Place: Thiruvananthapuram

**CA. Retna Kumaran Nair A**

Partner

Membership No.024791

Place: Thiruvananthapuram

**Thomas Muthoot**

Executive Director and

Chief Financial Officer

DIN: 00082099

Place: Kochi

**Sachu Sivas**

Company Secretary

Place: Thiruvananthapuram

Date: May 22, 2023

## **Muthoot FinCorp Limited**

### **Notes forming part of Financial Statements**

#### **Significant Accounting Policies**

##### **1. Corporate Information**

Muthoot FinCorp Limited, ('MFL' or 'the Company'), is a public limited company, incorporated on June 10, 1997 under the provisions of Companies Act, 1956. The company is a Non-Deposit Accepting Non-Banking Financial Company (NBFC) registered with Reserve Bank of India (RBI) and is classified as a Non Deposit Taking Systematically Important Loan Company (NDSI).

Muthoot FinCorp Limited, the flagship company of the Muthoot Pappachan Group, provides a diverse mix of retail offerings catering to the various needs of its customers and is primarily engaged in business of Gold Loans through its branch network across India. The company also offers SME Loans, Loans against Property, Forex Services, Money Transfer Services and Wealth Management Services to its customers in its strive to be the most trusted financial service provider. The company is engaged in real estate business to a very limited extent.

MFL is the parent company of Muthoot Microfin Limited, Muthoot Housing Finance Company Limited and Muthoot Pappachan Technologies Limited.

The Company's registered office is at Muthoot Centre, TC No.14/2074-7, Punnen Road, Thiruvananthapuram, Kerala, India.

The Registration details of the Company are as follows:

Reserve Bank of India Registration no.: N - 16.00170

Corporate Identity Number (CIN): U65929KL1997PLC011518

##### **2. Basis of preparation**

The financial statements have been prepared in accordance with Indian Accounting Standards (Ind AS) as per the Companies (Indian Accounting Standards) Rules, 2015 (as amended from time to time) and notified under section 133 of the Companies Act, 2013 (the Act) along with other relevant provisions of the Act, the Master Direction – Non-Banking Financial Company – Systemically Important Non-Deposit taking Company and Deposit taking Company (Reserve Bank) Directions, 2016 ('the NBFC Master Directions') and notification for Implementation of Indian Accounting Standard vide circular RBI/2019-20/170 DOR(NBFC).CC.PD.No.109/22.10.106/2019-20 dated 13 March 2020 ('RBI Notification for Implementation of Ind AS') issued by RBI to the extent applicable. The Company uses accrual basis of accounting except in case of significant uncertainties.

The financial statements are prepared on a going concern basis, as the Management is satisfied that the Company shall be able to continue its business for the foreseeable future and no material uncertainty exists that may cast significant doubt on the going concern assumption.

The financial statements of the Company are presented as per Schedule III (Division III) of the Companies Act, 2013 applicable to NBFCs, as notified by the Ministry of Corporate Affairs.

##### **Basis of measurement**

The financial statements have been prepared on a historical cost basis, except for following assets and liabilities which have been measured at fair value:

- i) Investments in equity instruments at fair value through other comprehensive income (FVOCI) or at fair value through statement of profit or loss (FVTPL)
- ii) Investments which are held for trading

- iii) Defined benefit plans.
- iv) Cumulative, Compulsorily Convertible Preference Shares issued at Fair Value through profit or loss (FVTPL)

### **Functional and presentation currency**

The financial statements are presented in Indian Rupees (INR) which is also functional currency of the Company and the currency of the primary economic environment in which the Company operates. All values are rounded to the nearest lakhs, except when otherwise indicated.

### **3. Significant accounting policies**

#### **3.1 Recognition of interest income**

Interest income is recognised by applying the Effective Interest Rate (EIR) to the gross carrying amount of financial assets other than credit-impaired assets and financial assets classified as measured at FVTPL.

The EIR in case of a financial asset is computed:

- a. As the rate that exactly discounts estimated future cash receipts through the expected life of the financial asset to the gross carrying amount of a financial asset.
- b. By considering all the contractual terms of the financial instrument in estimating the cash flows.
- c. Including all fees received between parties to the contract that are an integral part of the effective interest rate, transaction costs, and all other premiums or discounts.

Any subsequent changes in the estimation of the future cash flows is recognised in interest income with the corresponding adjustment to the carrying amount of the assets. Interest income is not recognized on credit impaired assets.

#### **3.2 Recognition of revenue from sale of goods and services**

Revenue (other than for financial instruments) is measured at fair value of the consideration received or receivable. Ind AS 115 Revenue from contracts with customers outlines a single comprehensive model of accounting for revenue arising from contracts with customers and supersedes current revenue recognition guidance found within Ind ASs.

The Company recognises revenue from contracts with customers based on a five-step model as set out in Ind AS 115:

Step 1: Identify contract(s) with a customer: A contract is defined as an agreement between two or more parties that creates enforceable rights and obligations and sets out the criteria for every contract that must be met.

Step 2: Identify performance obligations in the contract: A performance obligation is a promise in a contract with a customer to transfer a good or service to the customer.

Step 3: Determine the transaction price: The transaction price is the amount of consideration to which the Company expects to be entitled in exchange for transferring promised goods or services to a customer, excluding amounts collected on behalf of third parties.

Step 4: Allocate the transaction price to the performance obligations in the contract: For a contract that has more than one performance obligation, the Company allocates the transaction price to each performance obligation in an amount that depicts the amount of consideration to which the Company expects to be entitled in exchange for satisfying each performance obligation.

Step 5: Recognise revenue when (or as) the Company satisfies a performance obligation

Revenue from contract with customer for rendering services is recognised at a point in time when performance obligation is satisfied.



### **3.2.1 Dividend income**

Dividend income is recognised when the Company's right to receive the payment is established, it is probable that the economic benefits associated with the dividend will flow to the entity and the amount of the dividend can be measured reliably.

### **3.2.2 Rental Income**

Rental income arising from operating leases is accounted for on a straight-line basis over the lease terms and is included in rental income in the statement of profit and loss, unless the increase is in line with expected general inflation, in which case lease income is recognised based on contractual terms.

### **3.2.3 Fees and commission income**

Fees and commission income such as service charges, commission from fee based business lines, service income etc. are recognised on point in time basis.

### **3.2.4 Net gain / loss on fair value changes**

The Company designates certain financial assets for subsequent measurement at fair value through profit or loss (FVTPL) or fair value through other comprehensive income (FVOCI). The Company recognises gains / losses on fair value change of financial assets measured at FVTPL on net basis.

### **3.2.5 Net gain on derecognition of financial instruments**

Gains arising out of direct assignment transactions comprise the difference between the interest on the loan portfolio and the applicable rate at which the direct assignment is entered into with the assignee, also known as the excess interest spread (EIS).

## **3.3 Financial instruments**

### **1.1.1. Initial recognition**

All financial assets are recognised initially at fair value plus, in the case of financial assets not recorded at fair value through profit or loss, transaction costs that are attributable to the acquisition of the financial asset.

Loans are recognised when funds are transferred to the customers' account. Investments are recognised on settlement date. The Company recognises debt securities and borrowings when funds reach the Company, post allotment if applicable.

### **1.1.2. Initial and subsequent measurement of financial instruments**

The Company classifies its financial assets into the following measurement categories:

1. Debt instruments at amortised cost
2. Debt instruments at fair value through other comprehensive income (FVTOCI)
3. Debt instruments, derivatives and equity instruments at fair value through profit or loss (FVTPL)
4. Equity instruments in subsidiary companies at cost
5. Equity instruments measured at fair value through other comprehensive income FVTOCI

The classification depends on the contractual terms of the financial assets' cash flows and the Company's business model for managing financial assets which are explained below:

#### Business model assessment

The Company determines its business model at the level that best reflects how it manages groups of financial assets to achieve its business objective.

The Company's business model is not assessed on an instrument-by-instrument basis, but at a higher level of aggregated portfolios and is based on observable factors such as:

- ▶ How the performance of the business model and the financial assets held within that business model are evaluated and reported to the entity's key management personnel
- ▶ The risks that affect the performance of the business model (and the financial assets held within that business model) and the way those risks are managed
- ▶ How managers of the business are compensated (for example, whether the compensation is based on the fair value of the assets managed or on the contractual cash flows collected)
- ▶ The expected frequency, value and timing of sales are also important aspects of the Company's assessment. The business model assessment is based on reasonably expected scenarios without taking 'worst case' or 'stress case' scenarios into account. If cash flows after initial recognition are realised in a way that is different from the Company's original expectations, the Company does not change the classification of the remaining financial assets held in that business model, but incorporates such information when assessing newly originated or newly purchased financial assets going forward.

#### The SPPI test

As a second step of its classification process, the Company assesses the contractual terms of financial assets to identify whether they meet the SPPI test.

'Principal' for the purpose of this test is defined as the fair value of the financial asset at initial recognition and may change over the life of the financial asset (for example, if there are repayments of principal or amortisation of the premium/discount).

In making this assessment, the Company considers whether the contractual cash flows are consistent with a basic lending arrangement i.e. interest includes only consideration for the time value of money, credit risk, other basic lending risks and a profit margin that is consistent with a basic lending arrangement. Where the contractual terms introduce exposure to risk or volatility that are inconsistent with a basic lending arrangement, the related financial asset is classified and measured at fair value through profit or loss.

The Company classifies its financial liabilities at amortised costs unless it has designated liabilities at fair value through the profit and loss account or is required to measure liabilities at fair value through profit or loss such as derivative liabilities.

#### **1.1.3. Financial assets measured at amortised cost**

A 'debt instrument' is measured at amortised cost if both the following conditions are met:

- a. The financial asset is held within a business model with the objective to hold financial assets to collect contractual cash flows and
- b. The contractual terms of the financial asset give rise on specified dates to cash flows that are solely payments of principal and interest (SPPI) on the principal amount outstanding.

After initial measurement at fair value plus directly attributable costs, these financial assets are subsequently measured at amortised cost using the effective interest rate (EIR) method. Amortised cost is calculated by considering any discount or premium on acquisition and fees or costs that are an integral part of the EIR. The EIR amortisation is included in interest income in the profit or loss. The losses arising from impairment are recognised in the Statement of Profit and Loss. Any gain or loss on derecognition is also recognised in statement of profit and loss.

#### **1.1.4. Financial assets measured at fair value through other comprehensive income**

A 'debt instrument' is measured at fair value through other comprehensive income if both the following conditions are met:

- a. The financial asset is held within a business model with the objective to hold financial assets to collect contractual cash flows and selling the assets and
- b. The contractual terms of the financial asset give rise on specified dates to cash flows that are solely payments of principal and interest (SPPI) on the principal amount outstanding

Debt instruments included within the FVOCI category are measured at each reporting date at fair value with such changes being recognised in other comprehensive income (OCI). The interest income on these assets is recognised in profit or loss. Impairment losses or reversals, interest revenue and foreign exchange gains and losses are recognised in profit and loss. Upon disposal, the cumulative gain or loss previously recognised in other comprehensive income is reclassified from equity to the income statement.

#### **1.1.5. Financial Instrument measured at fair value through profit or loss**

Any debt instrument, which does not meet the criteria for categorization as at amortized cost or as FVTOCI, is classified as at FVTPL. In addition, debt instruments that meet the amortised cost criteria or the FVTOCI criteria but are designated as at FVTPL are measured at FVTPL.

A financial asset that meets the amortised cost criteria or debt instruments that meet the FVOCI criteria may be designated as at FVTPL upon initial recognition, if such designation eliminates or significantly reduces a measurement or recognition inconsistency that would arise from measuring assets or liabilities or recognising the gains and losses on them on different bases.

Company's investment is classified as FVTPL, if it is acquired or incurred principally for the purpose of selling or repurchasing in the near term, or forms part of a portfolio of financial instruments that are managed together and for which there is evidence of short-term profit taking.

Financial instruments held at fair value through profit or loss, are initially recognised at fair value, with transaction costs recognised in the income statement as incurred. Subsequently, they are measured at fair value and any gains or losses are recognised in the income statement as they arise.

#### **1.1.6. Equity instruments**

The Company subsequently measures investment in equity investments at fair value through profit or loss, unless the Company's management has elected to classify irrevocably some of its equity investments as equity instruments at FVOCI, when such instruments meet the definition of Equity under Ind AS 32 *Financial Instruments: Presentation* and are not held for trading. Such classification is determined on an instrument-by-instrument basis.

Gains and losses on these equity instruments classified at FVOCI are never recycled to profit or loss. Dividends are recognised in profit or loss as dividend income when the right of the payment has been established, except when the Company benefits from such proceeds as a recovery of part of the cost of the instrument, in which case, such gains are recorded in OCI.

### **3.3.1 Financial Liabilities**

#### **Initial Measurement**

All financial liabilities are initially recognised at fair value. Transaction cost that are directly attributable to the acquisition or the issue of financial liability, which are not at fair value through profit or loss, are adjusted to fair value at initial recognition.

### Subsequent Measurement

Financial liabilities except cumulative compulsorily convertible preference shares, are subsequently carried at amortized cost using the effective interest method.

## **3.4 Derecognition of financial assets and liabilities**

### **3.4.1 Financial Asset**

A financial asset (or, where applicable, a part of a financial asset or part of a group of similar financial assets) is derecognised when the rights to receive cash flows from the financial asset have expired. The Company also derecognises the financial asset if it has both transferred the financial asset and the transfer qualifies for derecognition.

The Company has transferred the financial asset if, and only if, either:

- a) The Company has transferred its contractual rights to receive cash flows from the financial asset
- or
- b) It retains the rights to the cash flows, but has assumed an obligation to pay the received cash flows in full without material delay to a third party under a 'pass-through' arrangement

Pass-through arrangements are transactions whereby the Company retains the contractual rights to receive the cash flows of a financial asset (the 'original asset'), but assumes a contractual obligation to pay those cash flows to one or more entities (the 'eventual recipients'), when all of the following three conditions are met:

- ▶ The Company has no obligation to pay amounts to the eventual recipients unless it has collected equivalent amounts from the original asset, excluding short-term advances with the right to full recovery of the amount lent plus accrued interest at market rates
- ▶ The Company cannot sell or pledge the original asset other than as security to the eventual recipients
- ▶ The Company has to remit any cash flows it collects on behalf of the eventual recipients without material delay. In addition, the Company is not entitled to reinvest such cash flows, except for investments in cash or cash equivalents including interest earned, during the period between the collection date and the date of required remittance to the eventual recipients.

A transfer only qualifies for derecognition if either:

- ▶ The Company has transferred substantially all the risks and rewards of the asset or,
  - ▶ The Company has neither transferred nor retained substantially all the risks and rewards of the asset, but has transferred control of the asset
- 
- ▶ The Company considers control to be transferred if and only if, the transferee has the practical ability to sell the asset in its entirety to an unrelated third party and is able to exercise that ability unilaterally and without imposing additional restrictions on the transfer.

When the Company has neither transferred nor retained substantially all the risks and rewards and has retained control of the asset, the asset continues to be recognised only to the extent of the Company's continuing involvement, in which case, the Company also recognises an associated liability. The transferred asset and the associated liability are measured on a basis that reflects the rights and obligations that the Company has retained.

### 3.4.2 Financial Liability

A financial liability is derecognised when the obligation under the liability is discharged, cancelled or expires. Where an existing financial liability is replaced by another from the same lender on substantially different terms, or the terms of an existing liability are substantially modified, such an exchange or modification is treated as de recognition of the original liability and the recognition of a new liability. The difference between the carrying value of the original financial liability and the consideration paid is recognised in profit or loss.

### 3.5 Offsetting

Financial assets and financial liabilities are generally reported gross in the balance sheet. Financial assets and liabilities are offset, and the net amount is presented in the balance sheet when the Company has a legal right to offset the amounts and intends to settle on a net basis or to realise the asset and settle the liability simultaneously in all the following circumstances:

- a. The normal course of business
- b. The event of default
- c. The event of insolvency or bankruptcy of the Company and/or its counter parties.

### 3.6 Impairment of financial assets

#### 3.6.1 Overview of the Expected Credit Loss (ECL) principles

The Company has created provisions on all financial assets wherever required, except for financial assets classified as FVTPL, based on the expected credit loss method.

The ECL provision is based on the credit losses expected to arise over the life of the asset (the lifetime expected credit loss), unless there has been no significant increase in credit risk since origination, in which case, the allowance is based on the 12 months' expected credit loss. The 12-month ECL is the portion of Lifetime ECL that represent the ECLs that result from default events on financial assets that are possible within the 12 months after the reporting date.

The Company performs an assessment, at the end of each reporting period, of whether a financial instrument's credit risk has increased significantly since initial recognition, by considering the change in the risk of default occurring over the remaining life of the financial instrument.

Based on the above process, the Company categorises its loans into three stages as described below:

#### For non-impaired financial instruments

- Stage 1 is comprised of all non-impaired financial instruments which have not experienced a significant increase in credit risk (SICR) since initial recognition. A 12-month ECL provision is made for stage 1 financial instruments. In assessing whether credit risk has increased significantly, the Company compares the risk of a default occurring on the financial instrument as at the reporting date, with the risk of a default occurring on the financial instrument as at the date of initial recognition.
- Stage 2 is comprised of all non-impaired financial instruments which have experienced a SICR since initial recognition. The Company recognises lifetime ECL for stage 2 financial instruments. In subsequent reporting periods, if the credit risk of the financial instrument improves such that there is no longer a SICR since initial recognition, then entities recognize 12 months of ECL.

#### For impaired financial instruments:

Financial instruments are classified as stage 3 when there is objective evidence of impairment as a result of one or more loss events that have occurred after initial recognition with a negative

impact on the estimated future cash flows of a loan or a portfolio of loans. The Company recognises lifetime ECL for impaired financial instruments.

### **3.6.2 The calculation of ECLs**

The mechanics of the ECL calculations are outlined below and the key elements are, as follows:

**Probability of Default (PD)** - The Probability of Default is an estimate of the likelihood of default over a given time horizon.

The Company uses historical information where available to determine PD. Considering the different products, schemes, ticket size, loan to value and geographies, the Company has bifurcated its loan portfolio into various pools. PD is calculated using Incremental NPA approach considering fresh slippage using historical information.

**Exposure at Default (EAD)** - The Exposure at Default is an estimate of the exposure at a future default date, considering expected changes in the exposure after the reporting date, including repayments of principal and interest, whether scheduled by contract or otherwise, expected drawdowns on committed facilities, and accrued interest from missed payments.

**Loss Given Default (LGD)** – The Loss Given Default is an estimate of the loss arising in the case where a default occurs at a given time. It is based on the difference between the contractual cash flows due and those that the lender would expect to receive.

#### **Forward looking information**

While estimating the expected credit losses, the Company reviews macro-economic developments occurring in the economy and market it operates in. On a periodic basis, the Company analyses if there is any relationship between key economic trends like GDP, unemployment rates, benchmark rates set by the Reserve Bank of India, inflation etc. with the estimate of PD, LGD determined by the Company based on its internal data. While the internal estimates of PD, LGD rates by the Company may not be always reflective of such relationships, temporary overlays, if any, are embedded in the methodology to reflect such macro-economic trends reasonably.

#### **Write-offs**

Loans and other assets are written off (either partially or in full) when there is no realistic prospect of recovery. This is generally the case when it is determined that the customer does not have assets or sources of income that could generate sufficient cash flows to repay the amounts subjected to write-offs. Any subsequent recoveries against such loans are credited to the statement of profit and loss.

#### **Collateral**

To mitigate its credit risks on financial assets, the Company seeks to use collateral, where possible. The collateral comes in various forms, such as gold, securities, stock, current asset etc. However, the fair value of collateral affects the calculation of ECLs. The fair value of the same is based on data provided by third party or management judgements.

#### **Impairment of Trade receivables**

The Company follows 'simplified approach' for recognition of impairment loss allowance on trade receivables. The Company uses a provision matrix to determine impairment loss allowance on portfolio of its trade receivables. The provision matrix is based on its historically observed default rates over the expected life of the trade receivables.

### **3.7 Determination of fair value**

The Company measures financial instruments, such as, investments at fair value at each balance sheet date.

Fair value is the price that would be received to sell an asset or paid to transfer a liability in an orderly transaction between market participants at the measurement date. The fair value measurement is based on the presumption that the transaction to sell the asset or transfer the liability takes place either:

- i. In the principal market for the asset or liability, or
- ii. In the absence of a principal market, in the most advantageous market for the asset or liability

The principal or the most advantageous market must be accessible by the Company.

The fair value of an asset or a liability is measured using the assumptions that market participants would use when pricing the asset or liability, if market participants act in their economic best interest.

A fair value measurement of a non-financial asset considers a market participant's ability to generate economic benefits by using the asset in its highest and best use or by selling it to another market participant that would use the asset in its highest and best use.

The Company uses valuation techniques that are appropriate in the circumstances and for which enough data are available to measure fair value, maximising the use of relevant observable inputs and minimising the use of unobservable inputs.

The financial instruments are classified based on a hierarchy of valuation techniques, as summarised below:

Level 1 financial instruments – Those where the inputs used in the valuation are unadjusted quoted prices from active markets for identical assets or liabilities that the Company has access to at the measurement date. The Company considers markets as active only if there are sufficient trading activities with regards to the volume and liquidity of the identical assets or liabilities and when there are binding and exercisable price quotes available on the balance sheet date.

Level 2 financial instruments – Those where the inputs that are used for valuation and are significant, are derived from directly or indirectly observable market data available over the entire period of the instrument's life. Such inputs include quoted prices for similar assets or liabilities in active markets, quoted prices for identical instruments in inactive markets and observable inputs other than quoted prices such as interest rates and yield curves, implied volatilities, and credit spreads. In addition, adjustments may be required for the condition or location of the asset or the extent to which it relates to items that are comparable to the valued instrument. However, if such adjustments are based on unobservable inputs which are significant to the entire measurement, the Company will classify the instruments as Level 3.

Level 3 financial instruments – Those that include one or more unobservable input that is significant to the measurement as whole.

### **3.8 Foreign Currency translation**

Transactions in foreign currencies, if any, are initially recorded in the functional currency at the spot rate of ex-change ruling at the date of the transaction. However, for practical reasons, the Company uses an average rate if the average approximates the actual rate at the date of the transaction.

Monetary assets and liabilities denominated in foreign currencies are retranslated into the functional currency at the spot rate of exchange at the reporting date. All differences arising on non-trading activities are taken to other income/expense in the statement of profit and loss.

Non-monetary items that are measured at historical cost in a foreign currency are translated using the spot exchange rates as at the date of recognition.

### **3.9 Finance cost**

Finance costs represents Interest expense recognised by applying the Effective Interest Rate (EIR) to the gross carrying amount of financial liabilities other than financial liabilities classified as FVTPL.

Interest expense includes issue costs that are initially recognized as part of the carrying value of the financial liability and amortized over the expected life using the effective interest method. These include fees including upfront costs incurred in relation to borrowings, commissions payable to advisers and other expenses such as external legal costs, provided these are incremental costs that are directly related to the issue of a financial liability. Interest accrued on lease liability recognized and measured in accordance with Ind AS 116 “Leases” also forms part of Finance cost.

### **3.10 Other income and expenses**

All Other income and expense are recognized in the period they occur.

### **3.11 Cash and cash equivalents**

Cash and cash equivalent in the balance sheet comprise cash at banks and on hand, short-term deposits with an original maturity of three months or less and forex balances, which are subject to an insignificant risk of changes in value.

For the purpose of the statement of cash flows, cash and cash equivalents consist of cash and short- term deposits, as defined above, net of outstanding bank overdrafts, if any, as they are considered an integral part of the Company’s cash management.

### **3.12 Property, plant and equipment**

Property, plant and equipment (PPE) are measured at cost less accumulated depreciation and accumulated impairment, (if any). The total cost of assets comprises its purchase price, freight, duties, taxes and any other incidental expenses directly attributable to bringing the asset to the location and condition necessary for it to be capable of operating in the manner intended by the management.

Changes in the expected useful life are accounted for by changing the amortisation period or methodology, as appropriate, and treated as changes in accounting estimates.

Subsequent expenditure related to an item of tangible asset are added to its gross value only if it increases the future benefits of the existing asset, beyond its previously assessed standards of performance and cost can be measured reliably. Other repairs and maintenance costs are expensed off as and when incurred.

#### **3.12.1 Depreciation**

Tangible assets are stated at historical cost less accumulated depreciation. Cost comprises the purchase price and any attributable cost of bringing the asset to its working condition for its intended use.

Depreciation is charged based on a review by the management during the year and at the rates derived based on the useful lives of the assets as specified in Schedule II of the Companies Act, 2013 on Straight Line Method.



The estimated useful lives are as follows:

<b>Particulars</b>	<b>Useful life</b>
Buildings	60 years
Computer	3 years
Furniture and Fixtures	5 to 30 years
Plant and Equipment	5 to 20 years
Vehicles	5 to 8 years
Windmill	22 years
Office equipment	15 years

The residual values, useful lives and methods of depreciation of property, plant and equipment are reviewed at each financial year end and adjusted prospectively, if appropriate.

Property plant and equipment is derecognised on disposal or when no future economic benefits are expected from its use. Any gain or loss arising on derecognition of the asset (calculated as the difference between the net disposal proceeds and the carrying amount of the asset) is recognised in the statement of profit and loss in the year the asset is derecognised. The date of disposal of an item of property, plant and equipment is the date the recipient obtains control of that item in accordance with the requirements for determining when a performance obligation is satisfied in Ind AS 115.

### **3.13 Intangible assets**

The Company's intangible assets consist of computer software.

An intangible asset is recognised only when its cost can be measured reliably and it is probable that the expected future economic benefits that are attributable to it will flow to the Company.

Intangible assets acquired separately are measured on initial recognition at cost. The cost of an intangible asset comprises its purchase price and any directly attributable expenditure on making the asset ready for its intended use and net of any trade discounts and rebates. Following initial recognition, intangible assets are carried at cost less any accumulated amortisation and any accumulated impairment losses.

Intangible assets are amortised using the Written down value method to write down the cost of intangible assets to their residual values over their estimated useful lives. Intangible assets comprising of software are amortised on a Written down value basis over a period of 3 years keeping residual value 5%.

Gains or losses from derecognition of intangible assets are measured as the difference between the net disposal proceeds and the carrying amount of the asset are recognised in the Statement of Profit and Loss when the asset is derecognised.

### **3.14 Investment Property**

Properties, held to earn rentals and/or capital appreciation are classified as investment property and measured and reported at cost, including transaction costs, borrowing cost and other directly attributable cost in bringing the asset to its working condition for its intended use. Subsequent expenditure is capitalized to the assets carrying amount only when it is probable that the future economic benefit associated with the expenditure will flow to the company.

An investment property is derecognised upon disposal or when the investment property is permanently withdrawn from use and no future economic benefits are expected from the disposal. Any gain or loss arising on derecognition of property is recognised in the Statement of Profit and Loss in the same period.

The fair value of investment property is disclosed in the notes accompanying these financial statements. Fair value has been determined by an independent valuer who holds a recognised and relevant professional qualification and has recent experience in the location and category of the investment property being valued.

### **3.15 Impairment of non-financial assets**

The Company's assesses, at each reporting date, whether there is an indication that an asset may be impaired. If any indication exists, or when annual impairment testing for an asset is required, the Company estimates the asset's recoverable amount. An asset's recoverable amount is the higher of an asset's or cash-generating unit's (CGU) fair value less costs of disposal and its value in use. Recoverable amount is determined for an individual asset, unless the asset does not generate cash inflows that are largely independent of those from other assets or groups of assets. When the carrying amount of an asset or CGU exceeds its recoverable amount, the asset is considered impaired and is written down to its recoverable amount.

In assessing value in use, the estimated future cash flows are discounted to their present value using a pre-tax discount rate that reflects current market assessments of the time value of money and the risks specific to the asset. In determining fair value less costs of disposal, recent market transactions are considered. If no such transactions can be identified, an appropriate valuation model is used. These calculations are corroborated by valuation multiples, quoted share prices for publicly traded companies or other available fair value indicators.

An assessment is made at each reporting date to determine whether there is an indication that previously recognised impairment losses no longer exist or have decreased. If such indication exists, the Company estimates the asset's or CGU's recoverable amount. A previously recognised impairment loss is reversed only if there has been a change in the assumptions used to determine the asset's recoverable amount since the last impairment loss was recognised. The reversal is limited so that the carrying amount of the asset does not exceed its recoverable amount, nor exceed the carrying amount that would have been determined, net of depreciation, had no impairment loss been recognised for the asset in prior years. Such reversal is recognised in the statement of profit or loss unless the asset is carried at a revalued amount, in which case, the reversal is treated as a revaluation increase.

### **3.16 Post-employment benefits**

#### **3.16.1 Defined contribution schemes**

Contributions to the Employees Provident Fund Scheme maintained by the Central Government, Employee State Insurance Corporation (ESIC) etc. are accounted for on an accrual basis. Retirement benefit in the form of provident fund is a defined contribution scheme.

The company has no obligation, other than the contribution payable under the schemes. The company recognizes contribution payable to the provident fund scheme / ESIC as expenditure, when an employee renders the related service. If the contribution payable to the scheme / ESIC for service received before the balance sheet date exceeds the contribution already paid, the deficit payable to the scheme is recognized as a liability after deducting the contribution already paid. If the contribution already paid exceeds the contribution due for services received before the balance sheet date, then excess is recognized as an asset.

### **3.16.2 Defined Benefit schemes**

#### *Gratuity*

The Company provides for gratuity covering eligible employees under which a lumpsum payment is paid to vested employees at retirement, death, incapacitation or termination of employment, of an amount reckoned on the respective employee's salary and his tenor of employment with the Company. The Company accounts for its liability for future gratuity benefits based on actuarial valuation determined at each Balance Sheet date by an Independent Actuary using Projected Unit Credit Method. The Company makes contributions to a Gratuity Fund administered by the Life Insurance Corporation of India.

The obligation is measured at the present value of the estimated future cash flows. The discount rates used for determining the present value of the obligation under defined benefit plan are based on the market yields on Government Securities as at the Balance Sheet date.

An actuarial valuation involves making various assumptions that may differ from actual developments in the future. These include the determination of the discount rate, future salary increases and mortality rates. Due to the complexities involved in the valuation and its long-term nature, these liabilities are highly sensitive to changes in these assumptions. All assumptions are reviewed at each reporting date.

Re-measurement, comprising of actuarial gains and losses (excluding amounts included in net interest on the net defined benefit liability), are recognized immediately in the balance sheet with a corresponding debit or credit to retained earnings through OCI in the period in which they occur. Re-measurements are not reclassified to profit and loss in subsequent periods.

#### *Other long-term employee benefits*

Company's liabilities towards compensated absences to employees are accrued on the basis of valuations, as at the Balance Sheet date, carried out by an independent actuary using Projected Unit Credit Method. Actuarial gains and losses comprise experience adjustments and the effects of changes in actuarial assumptions and are recognised immediately in the Statement of Profit and Loss. The Company presents the provision for compensated absences under provisions in the Balance Sheet.

### **3.16.3 Employee Stock Option & Employee Stock Appreciation Right**

The Company has formulated its Employees Stock Option Schemes and Stock Appreciation Right Schemes (SAR). The fair value of options granted under Employee Stock Option Plan is recognised as an employee benefits expense with a corresponding increase in Provisions and the fair value of SAR granted is recognized as an employee benefit expense having a corresponding increase in financial liability. The total amount to be expensed is determined by reference to the fair value of the options. The total expense is recognised over the vesting period, which is the period over which all of the specified vesting conditions are to be satisfied. At the end of each period, the entity revises its estimates of the number of options that are expected to vest.

### **3.17 Provisions**

Provisions are recognised when the enterprise has a present obligation (legal or constructive) as a result of past events, and it is probable that an outflow of resources embodying economic benefits will be required to settle the obligation, and a reliable estimate can be made of the amount of the obligation.

When the effect of the time value of money is material, the enterprise determines the level of provision by discounting the expected cash flows at a pre-tax rate reflecting the current rates specific to the liability. The expense relating to any provision is presented in the statement of profit and loss net of any reimbursement.

### **3.18 Taxes**

Income tax expense represents the sum of current tax and deferred tax.

#### **3.18.1 Current Tax**

Current tax is the amount of income taxes payable in respect of taxable profit for a period. Taxable profit differs from 'profit before tax' as reported in the Statement of Profit and Loss because of items of income or expense that are taxable or deductible in other years and items that are never taxable or deductible in accordance with applicable tax laws.

The tax rates and tax laws used to compute the amount are those that are enacted, or substantively enacted, by the end of reporting date in India where the Company operates and generates taxable income.

Current income tax relating to items recognised outside profit or loss is recognised outside profit or loss (either in other comprehensive income or in equity). Current tax items are recognised in correlation to the underlying transaction either in OCI or directly in equity. Management periodically evaluates positions taken in the tax returns with respect to situations in which applicable tax regulations are subject to interpretation and establishes provisions where appropriate.

#### **3.18.2 Deferred tax**

Deferred tax assets and liabilities are recognised for temporary differences arising between the tax bases of assets and liabilities and their carrying amounts. Deferred income tax is determined using tax rates (and laws) that have been enacted or substantively enacted by the reporting date and are expected to apply when the related deferred income tax asset is realised or the deferred income tax liability is settled.

Deferred tax assets are only recognised for temporary differences, unused tax losses and unused tax credits if it is probable that future taxable amounts will arise to utilise those temporary differences and losses. Deferred tax assets are reviewed at each reporting date and are reduced to the extent that it is no longer probable that the related tax benefit will be realised.

Deferred tax relating to items recognised outside profit and loss is recognised either in other comprehensive income or in equity. Deferred tax items are recognised in correlation to the underlying transaction either in OCI or directly in equity.

Deferred tax assets and liabilities are offset where there is a legally enforceable right to offset current tax assets and liabilities and they relate to income taxes levied by the same tax authority on the same taxable entity, or on different tax entities, but they intend to settle current tax liabilities and assets on a net basis or their tax assets and liabilities are realised simultaneously.

#### **3.18.3 Goods and services tax /value added taxes paid on acquisition of assets or on incurring expenses**

Expenses and assets are recognised net of the goods and services tax/value added taxes paid, except:

- i. When the tax incurred on a purchase of assets or services is not recoverable from the taxation authority, in which case, the tax paid is recognised as part of the cost of acquisition of the asset or as part of the expense item, as applicable
- ii. When receivables and payables are stated with the amount of tax included

The net amount of tax recoverable from and / or payable to, the taxation authority is included as part of receivables or payables respectively in the balance sheet.

### **3.19 Contingent Liabilities and assets**

A contingent liability is a possible obligation that arises from past events whose existence will be confirmed by the occurrence or non-occurrence of one or more uncertain future events beyond the control of the Company or a present obligation that is not recognized because it is not probable that an outflow of resources will be required to settle the obligation. A contingent liability also arises in extremely rare cases where there is a liability that cannot be recognized because it cannot be measured reliably. The Company does not recognize a contingent liability but discloses its existence in the financial statements.

A contingent asset is a possible asset that arises from past events and whose existence will be confirmed only by the occurrence or non-occurrence of one or more uncertain future events not wholly within the control of the entity. The company does not have any contingent assets in the financial statements.

### **3.20 Earnings Per Share**

The Company reports basic and diluted earnings per share in accordance with Ind AS 33 on Earnings per share. Basic EPS is calculated by dividing the net profit or loss for the year attributable to equity shareholders (after deducting preference dividend and attributable taxes) by the weighted average number of equity shares outstanding during the year.

For calculating diluted earnings per share, the net profit or loss for the year attributable to equity shareholders and the weighted average number of shares outstanding during the year are adjusted for the effects of all dilutive potential equity shares. Dilutive potential equity shares are deemed converted as of the beginning of the period, unless they have been issued at a later date. In computing the dilutive earnings per share, only potential equity shares that are dilutive and that either reduces the earnings per share or increases loss per share are included.

### **3.21 Dividends on ordinary shares**

The Company recognises a liability to make cash or non-cash distributions to equity holders of the Company when the distribution is authorised and the distribution is no longer at the discretion of the Company. As per the corporate laws in India, a distribution is authorised when it is approved by the shareholders. A corresponding amount is recognised directly in equity.

Non-cash distributions are measured at the fair value of the assets to be distributed with fair value re-measurement recognised directly in equity.

Upon distribution of non-cash assets, any difference between the carrying amount of the liability and the carrying amount of the assets distributed is recognised in the statement of profit and loss.

### **3.22 Leases**

The determination of whether an arrangement is a lease, or contains a lease, is based on the substance of the arrangement and requires an assessment of whether the fulfilment of the arrangement is dependent on the use of a specific asset or assets or whether the arrangement conveys a right to use the asset.

#### ***Company as a lessee***

The Company's lease asset class consist of building and equipment. The Company assesses whether a contract contains a lease, at inception of a contract. A contract is, or contains, a lease if the contract conveys the right to control the use of an identified asset for a period of time in exchange for consideration. The Company has, at the date of transition, recognized a right-of use asset and a corresponding lease liability for all active lease arrangements in which it is a lessee, except for leases with a term of twelve months or less (short term lease) and low value assets. For these short-term and low value leases, the Company recognizes the lease payments as an operating expense on a straight line basis over the term of the lease.

The right-of-use assets are recognized at cost, which comprises the present value of the lease liability as at the date of transition. Right-of-use assets are depreciated on a straight-line basis over the shorter of the balance lease term and useful life of the underlying asset. The lease liability is initially measured at amortised cost at the present value of the future lease payments. The lease

payments are discounted using the interest rate implicit on the lease or, if not readily determinable, using the incremental borrowing rates. Interest accrued on lease liability and lease payments made, are subsequently adjusted to the initial recognition of lease liability.

#### ***Company as a lessor***

Leases where the Company does not transfer substantially all the risks and benefits incidental to ownership of the leased items are operating leases. Rental Income arising from operating leases is accounted for on a straight-line basis over the lease terms and is included in rental income in the statement of profit and loss.

### **3.23 Cash flow statement**

Cash flows are reported using indirect method, whereby net profits before tax is adjusted for the effects of transactions of a non-cash nature and any deferrals or accruals of past or future cash receipts or payments and items of income or expenses associated with investing or financing cash flows. The cash flows from regular revenue generating (operating activities), investing and financing activities of the Company are segregated.

## **4 Significant accounting judgements, estimates and assumptions**

The preparation of financial statements in conformity with the Ind AS requires the management to make judgments, estimates and assumptions that affect the reported amounts of revenues, expenses, assets and liabilities and the accompanying disclosure and the disclosure of contingent liabilities, at the end of the reporting period. Estimates and underlying assumptions are reviewed on an ongoing basis. Revisions to accounting estimates are recognised in the period in which the estimates are revised and future periods are affected. Although these estimates are based on the management's best knowledge of current events and actions, uncertainty about these assumptions and estimates could result in the outcomes requiring a material adjustment to the carrying amounts of assets or liabilities in future periods.

In particular, information about significant areas of estimation, uncertainty and critical judgments in applying accounting policies that have the most significant effect on the amounts recognized in the financial statements is included in the following notes:

### **4.1 Business Model Assessment**

Classification and measurement of financial assets depends on the results of the SPPI and the business model test. The Company determines the business model at a level that reflects how groups of financial assets are managed together to achieve a business objective. This assessment includes judgement reflecting all relevant evidence including how the performance of the assets is evaluated and their performance measured, the risks that affect the performance of the assets and how these are managed and how the managers of the assets are compensated. The Company monitors financial assets measured at amortised cost or fair value through other comprehensive income that are derecognised prior to their maturity to understand the reason for their disposal and whether the reasons are consistent with the objective of the business for which the asset was held. Monitoring is part of the Company's continuous assessment of whether the business model for which the remaining financial assets are held continues to be appropriate and if it is not appropriate whether there has been a change in business model and so a prospective change to the classification of those assets.

### **4.2 Defined employee benefit assets and liabilities**

The cost of the defined benefit gratuity plan and the present value of the gratuity obligation are determined using actuarial valuations. An actuarial valuation involves making various assumptions that may differ from actual developments in the future. These include the determination of the discount rate, future salary increases and mortality rates. Due to the complexities involved in the valuation and its long-term nature, a defined benefit obligation is highly sensitive to changes in these assumptions. All assumptions are reviewed at each reporting date.

#### **4.3 Fair value measurement:**

When the fair values of financial assets and financial liabilities recorded in the balance sheet cannot be measured based on quoted prices in active markets, their fair value is measured using various valuation techniques. The inputs to these models are taken from observable markets where possible, but where this is not feasible, a degree of judgment is required in establishing fair values. Judgments include considerations of inputs such as liquidity risk, credit risk and volatility. Changes in assumptions about these factors could affect the reported fair value of financial instruments.

#### **4.4 Impairment of financial assets**

The measurement of impairment losses across all categories of financial assets requires judgement the estimation of the amount and timing of future cash flows and collateral values when determining impairment losses and the assessment of a significant increase in credit risk. These estimates are driven by several factors, changes in which can result in different levels of allowances. It has been the Company's policy to regularly review its models in the context of actual loss experience, regulatory advisories, market conditions and forecasts and revise when necessary.

#### **4.5 Effective Interest Rate (EIR) method**

The Company's EIR methodology, recognises interest income / expense using a rate of return that represents the best estimate of a constant rate of return over the expected behavioural life of loans given / taken and recognises the effect of potentially different interest rates at various stages and other characteristics of the product life cycle (including prepayments and penalty interest and charges).

This estimation, by nature, requires an element of judgement regarding the expected behaviour and life-cycle of the instruments, as well expected changes to India's base rate and other fee income/expense that are integral parts of the instrument.

#### **4.6 Other estimates:**

These include contingent liabilities, useful lives of tangible and intangible assets etc.

**MUTHOOT FINCORP LIMITED**

Notes to standalone financial statements for the year ended March 31, 2023

(Rupees in lakhs, except for share data and unless otherwise stated)

**5 Cash and cash equivalents**

Particulars	As at 31st March 2023	As at 31st March 2022
Cash on hand	9,275.14	8,775.44
Balances with Banks		
- in current accounts	1,13,093.97	1,53,882.08
- in deposit accounts having original maturity less than three months*	1,29,829.96	73,263.12
Others		
-Foreign currency balances	162.52	59.94
<b>Total</b>	<b>2,52,361.58</b>	<b>2,35,980.59</b>

\* Includes earmarked balances of INR 4,800 as at 31st March 2023 (31st March 2022 - INR 3,543.54) towards margin money, debenture redemption reserve & staff security deposits.

**6 Bank Balance other than above**

Particulars	As at 31st March 2023	As at 31st March 2022
Deposit with original maturity for more than three months but less than twelve months*	9,994.37	4,319.72
Balance with Banks in escrow accounts	7,006.88	6,769.42
<b>Total</b>	<b>17,001.25</b>	<b>11,089.14</b>

\* Includes earmarked balances of INR 9,737.63 as at 31st March 2023 (31st March 2022 - INR 4,043.15) towards margin money, debenture redemption reserve, staff security deposits & security to pension fund regulatory and development authority.

**7 Receivables**

Particulars	As at 31st March 2023	As at 31st March 2022
<b>TRADE RECEIVABLES</b>		
<b>Receivables considered good - Unsecured</b>		
Receivables from Money Transfer business	837.00	847.35
Wind Mill income receivable	2,241.65	1,748.85
Other Trade Receivables	54.51	34.30
<b>Sub-Total</b>	<b>3,133.15</b>	<b>2,630.50</b>
<b>Less: Allowances for Impairment Loss</b>	<b>-</b>	<b>-</b>
<b>Total Net receivable</b>	<b>3,133.15</b>	<b>2,630.50</b>

(i) Of the total receivables as above, the following pertains to receivables due from directors or other officers of the Company either severally or jointly with any other person or from firms or private companies respectively in which any director is a partner, a director or a member:

Particulars	As at 31st March 2023	As at 31st March 2022
From Directors, relatives of Directors or Officers of the Company	1.99	2.24
From firms or trusts in which any director is a partner or member	0.17	-
From Companies in which any director is a director or a member	12.34	4.04
<b>Total</b>	<b>14.51</b>	<b>6.28</b>

(ii) Trade receivables are non-interest bearing. These consist primarily of receivable from government and other parties, and does not involve any credit risk.



## (iii) Ageing Schedule of Trade Receivables (At at 31st March, 2023)

Particulars	Outstanding for following periods from due date of payment					Total
	Less than 6 months	6 months- 1 year	1-2 years	2-3 years	More than 3 years	
(i) Undisputed Trade Receivables- considered good	1,031.26	639.68	857.39	505.18	99.64	3,133.15
(ii) Undisputed Trade Receivables- which have significant increase in credit risk	-	-	-	-	-	-
(iii) Undisputed Trade Receivables- credit impaired	-	-	-	-	-	-
(iv) Disputed Trade Receivables- considered good	-	-	-	-	-	-
(v) Disputed Trade Receivables- which have significant increase in credit risk	-	-	-	-	-	-
(vi) Disputed Trade Receivables- credit impaired	-	-	-	-	-	-

## (iv) Ageing Schedule of Trade Receivables (At at 31st March, 2022)

Particulars	Outstanding for following periods from due date of payment					Total
	Less than 6 months	6 months- 1 year	1-2 years	2-3 years	More than 3 years	
(i) Undisputed Trade Receivables- considered good	1,101.84	637.20	891.46	0.01	-	2,630.50
(ii) Undisputed Trade Receivables- which have significant increase in credit risk	-	-	-	-	-	-
(iii) Undisputed Trade Receivables- credit impaired	-	-	-	-	-	-
(iv) Disputed Trade Receivables- considered good	-	-	-	-	-	-
(v) Disputed Trade Receivables- which have significant increase in credit risk	-	-	-	-	-	-
(vi) Disputed Trade Receivables- credit impaired	-	-	-	-	-	-

&lt;This section has been intentionally left blank&gt;

## MUTHOOT FINCORP LIMITED

Notes to standalone financial statements for the year ended March 31, 2023

(Rupees in lakhs, except for share data and unless otherwise stated)

### 8 Loans (At amortised Cost)

Particulars	As at 31st March 2023	As at 31st March 2022
<b>A.</b>		
Retail Loans	17,31,869.35	16,98,032.48
High Value Loans	29,572.39	34,191.91
Staff Loan	65.75	89.08
<b>Total</b>	<b>17,61,507.49</b>	<b>17,32,313.47</b>
Less: Impairment loss allowance	(36,454.29)	(30,792.59)
<b>Total (A) - Net</b>	<b>17,25,053.20</b>	<b>17,01,520.88</b>
<b>B.</b>		
<b>I) Secured by tangible assets</b>		
Retail Loans	17,29,301.22	16,95,435.33
High Value Loans	29,276.96	33,840.86
<b>II) Secured by intangible assets</b>		
<b>Total (I) - Gross</b>	<b>17,58,578.18</b>	<b>17,29,276.20</b>
Less : Impairment loss allowance	(34,771.08)	(29,356.63)
<b>Total (I) - Net</b>	<b>17,23,807.10</b>	<b>16,99,919.57</b>
<b>II) Covered by Bank / Government Guarantees</b>	-	-
<b>III) Unsecured</b>		
Retail Loans	2,568.13	2,597.15
High Value Loans	295.43	351.05
Staff Loan	65.75	89.08
<b>Total (III) - Gross</b>	<b>2,929.31</b>	<b>3,037.28</b>
Less : Impairment loss allowance	(1,683.22)	(1,435.96)
<b>Total (III) - Net</b>	<b>1,246.10</b>	<b>1,601.31</b>
<b>Total (I+II+III) - Net</b>	<b>17,25,053.20</b>	<b>17,01,520.88</b>
<b>C.</b>		
<b>I) Loans in India</b>		
i) Public Sector	-	-
ii) Others	17,61,507.49	17,32,313.47
<b>II) Loans outside India</b>	-	-
<b>Total (C) - Gross</b>	<b>17,61,507.49</b>	<b>17,32,313.47</b>
Less: Impairment Loss Allowance	(36,454.29)	(30,792.59)
<b>Total (C)- Net</b>	<b>17,25,053.20</b>	<b>17,01,520.88</b>

The Company has continued its co-lending arrangements with banks for Gold loans. A total disbursement of INR 3,40,362.20 (31st March, 2022 - INR 4,91,842.74) was undertaken during the year under the Co-lending mechanism. As at 31st March, 2023, the total managed assets under the Co-lending mechanism amounted to INR 1,15,378.42 (INR 1,36,210.74 as at 31st March, 2022).

### Credit Quality of Assets

The table below shows the credit quality and the maximum exposure to credit risk based on the Company's internal credit rating system and year-end stage classification. The amounts presented are gross of impairment allowances. Details of the Company's internal grading system are discussed in Note 43.

Particulars	March 31, 2023				March 31, 2022			
	Stage 1	Stage 2	Stage 3	Total	Stage 1	Stage 2	Stage 3	Total
<b>Internal rating grade</b>								
<b>Performing</b>								
High grade	15,47,599.04	-	-	15,47,599.04	14,64,411.42	-	-	14,64,411.42
Standard grade	68,730.70	-	-	68,730.70	1,00,780.13	-	-	1,00,780.13
Sub-standard grade	-	72,625.47	-	72,625.47	-	69,190.90	-	69,190.90
Past due but not impaired	-	35,391.15	-	35,391.15	-	47,971.74	-	47,971.74
<b>Non-performing</b>								
Individually impaired	-	-	37,161.13	37,161.13	-	-	49,959.29	49,959.29
<b>Total</b>	<b>16,16,329.75</b>	<b>1,08,016.61</b>	<b>37,161.13</b>	<b>17,61,507.49</b>	<b>15,65,191.55</b>	<b>1,17,162.63</b>	<b>49,959.29</b>	<b>17,32,313.47</b>

An analysis of changes in the gross carrying amount in relation to receivables under financing activities is, as follows:

Particulars	2022-23				2021-22			
	Stage 1	Stage 2	Stage 3	Total	Stage 1	Stage 2	Stage 3	Total
<b>Gross carrying amount opening balance</b>	15,65,191.55	1,17,162.63	49,959.29	17,32,313.47	16,37,207.99	1,95,771.56	35,958.45	18,68,937.99
New assets originated or purchased	43,34,393.64	-	-	43,34,393.64	40,89,066.60	-	-	40,89,066.60
Assets derecognised or repaid (excluding write offs)	(36,67,625.20)	(3,76,561.05)	(2,59,958.04)	(43,04,144.30)	(30,54,553.21)	(6,72,673.57)	(4,98,464.33)	(42,25,691.12)
Assets written off during the period	-	-	(1,055.32)	(1,055.32)	-	-	-	-
Transfers to Stage 1	-	-	-	-	-	-	-	-
Transfers to Stage 2	(4,34,456.12)	4,34,456.12	-	-	(6,99,565.86)	6,99,565.86	-	-
Transfers to Stage 3	(1,81,174.12)	(67,041.08)	2,48,215.20	-	(4,06,963.97)	(1,05,501.21)	5,12,465.17	-
<b>Gross carrying amount closing balance</b>	<b>16,16,329.75</b>	<b>1,08,016.61</b>	<b>37,161.13</b>	<b>17,61,507.49</b>	<b>15,65,191.55</b>	<b>1,17,162.63</b>	<b>49,959.29</b>	<b>17,32,313.47</b>

Reconciliation of ECL balance is given below:

Particulars	2022-23				2021-22			
	Stage 1	Stage 2	Stage 3	Total	Stage 1	Stage 2	Stage 3	Total
ECL allowance - opening balance	7,187.86	835.83	22,768.90	30,792.59	5,921.14	697.92	17,020.78	23,639.85
New assets originated or purchased	24,153.35	-	-	24,153.35	18,778.31	-	-	18,778.31
Assets derecognised or repaid (excluding write offs)	(18,903.65)	(2,813.53)	(1,74,715.80)	(1,96,432.98)	(12,430.05)	(4,100.09)	(2,27,807.41)	(2,44,337.55)
Assets written off during the period	-	-	(1,055.32)	(1,055.32)	-	-	-	-
Transfers to Stage 1	-	-	-	-	-	-	-	-
Transfers to Stage 2	(2,421.00)	2,421.00	-	-	(3,212.63)	3,212.63	-	-
Transfers to Stage 3	(1,009.59)	(315.05)	1,324.64	-	(1,868.91)	(752.63)	2,621.54	-
Impact on year end ECLs of exposures transferred between stages during the year	-	379.36	1,78,617.30	1,78,996.65	-	1,777.99	2,30,933.98	2,32,711.97
<b>ECL allowance - closing balance</b>	<b>9,006.98</b>	<b>507.60</b>	<b>26,939.71</b>	<b>36,454.29</b>	<b>7,187.86</b>	<b>835.83</b>	<b>22,768.90</b>	<b>30,792.59</b>

## MUTHOOT FINCORP LIMITED

Notes to standalone financial statements for the year ended March 31, 2023

(Rupees in lakhs, except for share data and unless otherwise stated)

### 9 Investments

Particulars	As at 31st March 2023	As at 31st March 2022
<b>(i) At Amortized Cost / At Cost</b>		
<b>Debt securities (At Amortized Cost)</b>		
<b>Unlisted Debentures</b>		
Investment Richa Lifespace Private Limited	612.50	612.50
Investment Diyug Construction Private Limited	282.85	282.85
Investment Richa Realtors Private Limited	1,300.00	1,300.00
<b>Equity instruments (At Cost)</b>		
<b>Subsidiary-Unquoted*</b>		
Inv-Muthoot Housing Finance Company Limited	14,791.02	14,791.02
Inv-Muthoot Pappachan Technologies Limited	3.00	3.00
	<b>16,989.37</b>	<b>16,989.37</b>
<b>(ii) At Fair Value through Profit or Loss</b>		
<b>Others - Quoted</b>		
Inv-JM Financial India Fund II	236.50	156.37
<b>Alternate Investment Funds</b>		
Inv-Strugence Debt Fund	997.61	997.48
Inv-BPEA India Credit - Trust II	168.86	514.24
	<b>1,402.98</b>	<b>1,668.09</b>
<b>(iii) At Fair Value through Other Comprehensive Income</b>		
<b>Equity instruments</b>		
<b>Subsidiary-Unquoted</b>		
Inv-Muthoot Microfin Limited	1,66,298.57	1,42,977.72
<b>Others-Quoted</b>		
Inv-Equity Shares (DP account with Motilal Oswal)	1,690.38	1,646.32
<b>Others-Unquoted</b>		
Inv-Muthoot Pappachan Chits Private Limited	14.94	15.14
Inv-Avenues India Private Limited	479.10	477.67
Inv-Fair Asset Technologies (P) Limited	720.64	719.85
Inv-The Thinking Machine Media Private Limited	9.00	9.00
Inv-Speckle Internet Solutions Private Limited	42.86	198.10
<b>Others - Quoted</b>		
Inv-PMS - Motilal Oswal	231.12	465.24
	<b>1,69,486.61</b>	<b>1,46,509.05</b>
<b>Total Gross (A)</b>	<b>1,87,878.95</b>	<b>1,65,166.50</b>
i) Investments outside India	-	-
ii) Investments in India	1,87,878.95	1,65,166.50
<b>Total Gross (B)</b>	<b>1,87,878.95</b>	<b>1,65,166.50</b>
Less : Allowance for impairment loss (C)	(1,207.44)	(1,207.44)
<b>Total ((A) - (C))</b>	<b>1,86,671.51</b>	<b>1,63,959.06</b>

Debt Instruments measured at Amortised Cost

Credit Quality of Assets

Particulars	31/03/2023				31/03/2022			
	Stage 1	Stage 2	Stage 3	Total	Stage 1	Stage 2	Stage 3	Total
<b>Internal rating grade</b>								
<b>Performing</b>								
High grade	-	-	-	-	-	-	-	-
Standard grade	-	-	-	-	-	-	-	-
Sub-standard grade	-	-	-	-	-	-	-	-
Past due but not impaired	-	-	-	-	-	-	-	-
<b>Non- performing</b>								
Individually impaired	-	-	2,195.35	2,195.35	-	-	2,195.35	2,195.35
<b>Total</b>	-	-	<b>2,195.35</b>	<b>2,195.35</b>	-	-	<b>2,195.35</b>	<b>2,195.35</b>

An analysis of changes in the gross carrying amount in relation to Debt Instruments measured at Amortised Cost is, as follows

Particulars	31/03/2023				31/03/2022			
	Stage 1	Stage 2	Stage 3	Total	Stage 1	Stage 2	Stage 3	Total
<b>Gross carrying amount opening balance</b>	-	-	2,195.35	2,195.35	300.00	-	2,195.35	2,495.35
New assets originated or purchased	-	-	-	-	-	-	-	-
Assets derecognised or repaid (excluding write offs)	-	-	-	-	(300.00)	-	-	(300.00)
Assets written off during the period	-	-	-	-	-	-	-	-
Transfers to Stage 1	-	-	-	-	-	-	-	-
Transfers to Stage 2	-	-	-	-	-	-	-	-
Transfers to Stage 3	-	-	-	-	-	-	-	-
<b>Gross carrying amount closing balance</b>	-	-	<b>2,195.35</b>	<b>2,195.35</b>	-	-	<b>2,195.35</b>	<b>2,195.35</b>

Reconciliation of ECL balance is given below:

Particulars	31/03/2023				31/03/2022			
	Stage 1	Stage 2	Stage 3	Total	Stage 1	Stage 2	Stage 3	Total
ECL allowance - opening balance	-	-	1,207.44	1,207.44	-	-	1,207.44	1,207.44
New assets originated or purchased	-	-	-	-	-	-	-	-
Assets derecognised or repaid (excluding write offs)	-	-	-	-	-	-	-	-
Assets written off during the period	-	-	-	-	-	-	-	-
Transfers to Stage 1	-	-	-	-	-	-	-	-
Transfers to Stage 2	-	-	-	-	-	-	-	-
Transfers to Stage 3	-	-	-	-	-	-	-	-
<b>ECL allowance - closing balance</b>	-	-	<b>1,207.44</b>	<b>1,207.44</b>	-	-	<b>1,207.44</b>	<b>1,207.44</b>

<This section has been intentionally left blank>

**10 Other financial assets**

Particulars	As at 31st March 2023	As at 31st March 2022
Security deposits	6,140.45	6,652.67
Interest accrued on fixed deposits with banks	626.97	345.94
Advance for Financial Assets	-	2,209.63
Deposits	171.62	169.00
Deposit with original maturity for more than twelve months*	107.54	1,084.26
Receivables from Auction Proceeds	4,803.44	-
Other financial assets	2,635.69	2,588.38
<b>Total</b>	<b>14,485.70</b>	<b>13,049.87</b>

\* Includes earmarked balances of INR 32.54 as at 31st March 2023 (31st March 2022 - INR 1,091.19) towards margin money & security to pension fund regulatory and development authority.

(i) Other Financial Assets above consists of the following receivables due from directors or other officers of the Company either severally or jointly with any other person or from firms or private companies respectively in which any director is a partner, a director or a member:

Particulars	As at 31st March 2023	As at 31st March 2022
From Directors, relatives of Directors or Officers of the Company	-	-
From firms in which any director is a partner	-	2,209.63
From Companies in which any director is a director or a member	3,060.78	1,029.90
<b>Total</b>	<b>3,060.78</b>	<b>3,239.53</b>

**11 Investment Property**

Particulars	As at 31st March 2023	As at 31st March 2022
<b>Inventory – Projects</b>		
<b>Opening Balance</b>	30,236.55	30,236.55
Transferred from / (to) property, plant and equipment	-	-
Acquisitions	-	-
Disposal	(4,116.78)	-
<b>Closing balance</b>	<b>26,119.76</b>	<b>30,236.55</b>
<b>Depreciation and Impairment</b>		
Opening balance	-	-
Charge for the year	-	-
<b>Closing Balance</b>	<b>-</b>	<b>-</b>
<b>Net Block</b>	<b>26,119.76</b>	<b>30,236.55</b>

11.1. Investment Property includes lien marked properties of INR 9,460.56 as at 31st March, 2023 (March 31, 2022 - INR 9,460.56)

11.2. Fair Value of Investment Property as at March 31, 2023 - INR 27,823.11 (March 31, 2022 - INR 31,593.16)

11.3. Investment Property does not contain any immovable property which is not held in the name of the company

**MUTHOOT FINCORP LIMITED**

Notes to standalone financial statements for the year ended March 31, 2023

(Rupees in lakhs, except for share data and unless otherwise stated)

**12 Property, Plant and Equipment**

Particulars	Buildings	Computer	Furniture & Fixtures	Land	Plant & Equipment	Vehicles	Windmill	Office Equipment	Equipment - Finance Lease	Total
<b>As at 31st March 2021</b>	<b>5,850.61</b>	<b>4,632.22</b>	<b>22,810.88</b>	<b>12,555.55</b>	<b>14,010.71</b>	<b>292.95</b>	<b>7,449.78</b>	<b>236.35</b>	-	<b>67,839.05</b>
Addition during the year	-	592.96	1,424.05	-	1,087.38	13.06	-	108.98	-	3,226.44
Disposals	-	-	-	-	-	-	-	-	-	-
<b>As at 31st March 2022</b>	<b>5,850.61</b>	<b>5,225.19</b>	<b>24,234.93</b>	<b>12,555.55</b>	<b>15,098.09</b>	<b>306.01</b>	<b>7,449.78</b>	<b>345.33</b>	-	<b>71,065.49</b>
Addition during the year	448.51	821.37	1,244.81	-	2,254.79	1.42	-	116.06	-	4,886.96
Disposals	(39.60)	-	-	(22.77)	-	-	-	-	-	(62.37)
<b>As at 31st March 2023</b>	<b>6,259.52</b>	<b>6,046.56</b>	<b>25,479.73</b>	<b>12,532.78</b>	<b>17,352.88</b>	<b>307.43</b>	<b>7,449.78</b>	<b>461.39</b>	-	<b>75,890.08</b>
<b>Accumulated Depreciation:</b>										
<b>As at 1st April 2021</b>	<b>395.92</b>	<b>3,468.42</b>	<b>13,699.53</b>	-	<b>6,693.87</b>	<b>201.28</b>	<b>2,048.38</b>	<b>17.92</b>	<b>0.00</b>	<b>26,525.32</b>
Charged for the year	66.19	1,058.88	450.79	-	3,398.75	16.44	511.74	121.96	-	5,624.75
Disposals	-	-	-	-	-	-	-	-	-	-
<b>As at 31st March 2022</b>	<b>462.12</b>	<b>4,527.30</b>	<b>14,150.32</b>	-	<b>10,092.62</b>	<b>217.71</b>	<b>2,560.12</b>	<b>139.88</b>	<b>0.00</b>	<b>32,150.07</b>
Charged for the year	102.06	637.45	1,608.42	-	1,473.31	14.60	511.74	90.83	-	4,438.41
Disposals	-	-	-	-	-	-	-	-	-	-
<b>As at 31st March 2023</b>	<b>564.17</b>	<b>5,164.75</b>	<b>15,758.74</b>	-	<b>11,565.93</b>	<b>232.32</b>	<b>3,071.87</b>	<b>230.71</b>	<b>0.00</b>	<b>36,588.48</b>
<b>Net book value:</b>										
<b>As at 31st March 2022</b>	<b>5,388.50</b>	<b>697.89</b>	<b>10,084.61</b>	<b>12,555.55</b>	<b>5,005.47</b>	<b>88.29</b>	<b>4,889.66</b>	<b>205.45</b>	-	<b>38,915.42</b>
<b>As at 31st March 2023</b>	<b>5,695.35</b>	<b>881.81</b>	<b>9,720.99</b>	<b>12,532.78</b>	<b>5,786.95</b>	<b>75.11</b>	<b>4,377.92</b>	<b>230.68</b>	-	<b>39,301.60</b>

12.1. Property Plant &amp; Equipment details does not contain any immovable property which is not held in the name of the company

**13 Intangible Assets**

Particulars	Intangible assets under development	Other Intangible Assets - Computer Software
<b>As at 31st March 2021</b>	-	<b>2,183.08</b>
Addition during the year	-	576.17
Disposals	-	-
<b>As at 31st March 2022</b>	-	<b>2,759.25</b>
Addition during the year	676.00	568.60
Disposals	-	-
<b>As at 31st March 2023</b>	<b>676.00</b>	<b>3,327.85</b>
<b>Accumulated Depreciation:</b>		
<b>As at 31st March 2021</b>	-	<b>1,349.32</b>
Charged for the year	-	472.35
Disposals	-	-
<b>As at 31st March 2022</b>	-	<b>1,821.67</b>
Charged for the year	-	661.71
Disposals	-	-
<b>As at 31st March 2023</b>	-	<b>2,483.37</b>
<b>Net book value:</b>		
<b>As at 31st March 2022</b>	-	<b>937.59</b>
<b>As at 31st March 2023</b>	<b>676.00</b>	<b>844.48</b>

**MUTHOOT FINCORP LIMITED**

Notes to standalone financial statements for the year ended March 31, 2023

(Rupees in lakhs, except for share data and unless otherwise stated)

**14 Right-of-use assets & Lease Liability**

14.1. The Company operates its branch network predominantly through premises taken on lease at strategic locations identified by the management. Majority of the lease arrangements are long term in nature and are non-cancellable from the point of view of the lessor. Other than such leasehold property, the Company has also undertaken lease arrangements for safety device equipments.

Particulars	As at 31st March 2023	As at 31st March 2022
Depreciation charge for Right-of-use assets		
<i>Leasehold Property</i>	13,395.64	14,939.21
<i>Equipments</i>	2.65	34.17
Interest expense on lease liabilities	8,924.09	6,031.00
Income from subleasing right-of-use assets	161.53	158.79
Total cash outflow for leases	18,722.79	17,821.39
Carrying amount of right-of-use assets		
<i>Leasehold Property</i>	79,934.43	57,935.47
<i>Equipments</i>	1.56	4.21
Lease Liability		
<i>Leasehold Property</i>	88,963.26	64,651.55
<i>Equipments</i>	1.75	4.90

14.2. The expense relating to payments not included in the measurement of the lease liability is as follows:

Particulars	As at 31st March 2023	As at 31st March 2022
Short-term leases	24.66	23.38

14.3. Carrying value of right-of-use assets at the end of the reporting period:

Particulars	As at 31st March 2023	As at 31st March 2022
Balance as at April 1, 2022 / April 1, 2021	57,939.67	43,527.94
Additions	35,394.60	29,385.12
Depreciation charge for the year	(13,398.28)	(14,973.39)
Balance as at March 31, 2023 / March 31, 2022	79,935.99	57,939.67

14.4. Movement in lease liabilities:

Particulars	As at 31st March 2023	As at 31st March 2022
Balance as at April 1, 2022 / April 1, 2021	64,656.45	47,841.90
Additions	34,107.26	28,604.94
Interest on lease liabilities	8,924.09	6,031.00
Payment of lease liabilities	(18,722.79)	(17,821.39)
Balance as at March 31, 2023 / March 31, 2022	88,965.01	64,656.45



14.5. Maturity analysis of lease liabilities

Particulars	As at 31st March 2023	As at 31st March 2022
Less than one year	17,790.58	13,816.74
One to five years	67,479.19	46,664.33
More than five years	51,383.10	37,462.86
Total undiscounted lease liabilities	1,36,652.88	97,943.93

15 Other Non-Financial assets

Particulars	As at 31st March 2023	As at 31st March 2022
Prepaid expenses	906.24	597.51
Advance to Creditors	483.91	451.04
Advance for Property	19,000.17	23,790.54
Pre-Deposit Fee	753.95	619.45
GST / Service Tax Receivables	544.39	529.58
Gratuity Fund	2,551.55	2,598.21
Other Receivable	75.69	2,533.67
<b>Total</b>	<b>24,315.90</b>	<b>31,120.00</b>

(a) Advance for Property as on March 31, 2023 consists of - INR 0.00 (P.Y. INR 1,722.40), INR 1,487.26 (P.Y. INR 1,487.26) and INR 17,512.91 (P.Y. INR 20,580.88) advanced by the Company to its Directors and their relatives, M/s. MPG Hotels & Infrastructure Ventures Private Limited (a Company in which the Directors are interested) and M/s. Muthoot Estate Investments (a firm in which the Directors of the Company are partners) respectively for purchase of immovable property by the Company from them.

16 Payables

Particulars	As at 31st March 2023	As at 31st March 2022
<b>Trade payables:</b>		
Total outstanding dues of micro enterprises and small enterprises	-	-
Total outstanding dues of creditors other than micro enterprises and small enterprise	-	-
<b>Other payables:</b>		
Total outstanding dues of micro enterprises and small enterprises	813.40	79.03
Total outstanding dues of creditors other than micro enterprises and small enterprise*	3,201.57	4,703.28
<b>Total</b>	<b>4,014.97</b>	<b>4,782.30</b>

**(i) Disclosure under Micro, Small, and Medium Enterprises Development Act, 2006 :**

Based on the intimation received by the Company, some of the suppliers have confirmed to be registered under "The Micro, Small and Medium Enterprises Development ('MSMED') Act, 2006".

Accordingly, the disclosures relating to amounts unpaid as at the year ended together with interest paid /payable are furnished below:

Particulars	As at 31st March 2023	As at 31st March 2022
Principal amount remaining unpaid during the year	813.40	79.03
Interest due thereon	-	-
Interest remaining accrued and unpaid at the end of the year	-	-
Total interest accrued and remained unpaid at year end	-	-

**(ii) Ageing Schedule of Payables (As on 31/03/2023)**

Particulars	Outstanding for following periods from due date of payment				
	Less than 1 year	1-2 years	2-3 years	More than 3 years	Total
(i) MSME	790.85	9.05	4.26	2.24	806.41
(ii) Others	2,974.24	153.40	47.26	3.03	3,177.93
(iii) Disputed Dues- MSME	-	-	6.99	-	6.99
(iv) Disputed Dues- Others	3.35	-	-	20.29	23.64
<b>Total</b>	<b>3,768.44</b>	<b>162.45</b>	<b>58.51</b>	<b>25.57</b>	<b>4,014.97</b>

**Ageing Schedule of Payables (As on 31/03/2022)**

Particulars	Outstanding for following periods from due date of payment				
	Less than 1 year	1-2 years	2-3 years	More than 3 years	Total
(i) MSME	65.57	5.47	-	-	71.04
(ii) Others	4,517.38	148.04	8.23	0.93	4,674.57
(iii) Disputed Dues- MSME	-	6.99	-	1.00	7.99
(iv) Disputed Dues- Others	11.05	6.48	9.43	1.75	28.71
<b>Total</b>	<b>4,593.99</b>	<b>166.98</b>	<b>17.66</b>	<b>3.67</b>	<b>4,782.30</b>

**17 Debt Securities (At Amortised Cost)**

Particulars	As at 31st March 2023	As at 31st March 2022
Secured Non-Convertible Debentures	88.00	88.00
Secured Non-Convertible Debentures - Listed*	2,54,717.90	2,36,211.88
Secured Non-Convertible Debentures - Covered Bonds / MLD - Listed*	49,837.07	1,43,079.15
<b>Total</b>	<b>3,04,642.97</b>	<b>3,79,379.03</b>
Debt securities in India	3,04,642.97	3,79,379.03
Debt securities outside India	-	-
<b>Total</b>	<b>3,04,642.97</b>	<b>3,79,379.03</b>

\*Includes issue expenses amortised as per EIR.

**Maturity Profile of Non-Convertible Debentures**

Particulars	Amount
FY 2023-24	1,37,813.84
FY 2024-25	58,034.56
FY 2025-26	51,407.38
FY 2026-27	36,016.62
FY 2027-28	8,320.74
FY 2029-30	9,728.70
FY 2030-31	4,008.43
Adjustments on account of effective rate of interest	(687.30)
<b>TOTAL</b>	<b>3,04,642.97</b>

Particulars	As at 31st March 2023	As at 31st March 2022	Security
<b>Debentures issued by way of Private Placement</b>			
Allotment on 01/10/2018	88.00	88.00	Subservient charge on all current assets of the Company, both present and future
<b>Listed Debentures issued by way of Public Issue</b>			
Allotment on 02/02/2022	40,000.00	40,000.00	Subservient charge with existing secured creditors on all loan receivables (both present and future) of the company in favour of Debenture Trustee, to be held on pari passu basis among the present and / or future NCD holders
Allotment on 29/10/2021	24,956.79	24,956.79	Subservient charge with existing secured creditors on all loan receivables (both present and future) of the company in favour of Debenture Trustee, to be held on pari passu basis among the present and / or future NCD holders
Allotment on 07/05/2021	17,586.43	17,586.43	Subservient charge with existing secured creditors on all loan receivables (both present and future) of the company in favour of Debenture Trustee, to be held on pari passu basis among the present and / or future NCD holders
Allotment on 15/03/2021	16,965.09	16,965.09	Subservient charge with existing secured creditors on all loan receivables (both present and future) of the company in favour of Debenture Trustee, to be held on pari passu basis among the present and / or future NCD holders.
Allotment on 29/01/2021	26,698.38	26,698.38	Subservient charge with existing secured creditors on all loan receivables (both present and future) of the company in favour of Debenture Trustee, to be held on pari passu basis among the present and / or future NCD holders.
Allotment on 29/10/2020	25,128.91	39,713.43	Subservient charge with existing secured creditors, on certain loan receivables (both present and future) of the Company, to be held on pari passu basis among the present and / or future NCD holders.
Allotment on 17/07/2020	8,331.60	16,000.00	Subservient charge with existing secured creditors, on certain loan receivables (both present and future) of the Company and mortgage and charge over the immovable property admeasuring 54 cents situated at Survey No 764/6A, Arulvaimozhy Village, Thovala Thaluk, Kanyakumari District, Tamil Nadu, to be held on pari passu basis among the present and / or future NCD holders
Allotment on 07/02/2020	17,374.50	17,374.50	Subservient charge with existing secured creditors, on certain loan receivables (both present and future) of the Company.
Allotment on 25/10/2019	-	27,596.53	Exclusive mortgage and first charge over the immovable property admeasuring 5.19 cents situated at Survey No: 537, Samugarengapuram Village, Radhapuram Taluk, Tirunelveli District, Tamilnadu and a subservient charge on certain loan receivables (both present and future) of the company.
Allotment on 06/09/2022	39,884.19	-	Subservient charge with existing secured creditors on all loan receivables (both present and future) of the company in favour of Debenture Trustee, to be held on pari passu basis among the present and / or future NCD holders.
Allotment on 02/02/2023	28,316.38	-	Subservient charge with existing secured creditors on all loan receivables (both present and future) of the company in favour of Debenture Trustee, to be held on pari passu basis among the present and / or future NCD holders.

Particulars	As at 31st March 2023	As at 31st March 2022	Security
<b>Listed Debentures privately placed under Targeted Long-Term Repo Operations (TLTRO)</b>			
Allotment on 28/05/2020	10,000.00	10,000.00	First Pari-passu charge on the present and future standard loan receivables along with other lenders and NCD investors with a minimum asset coverage ratio of 1.10 times the value of the outstanding principal amounts of the Debentures.
<b>Non Convertible Debentures issued in the form of Covered Bond / Market Linked Debentures</b>			
Allotment on 15/12/2021	20,000.00	20,000.00	First Pari-passu charge on the present and future current assets of the Company along with other lenders and NCD investors with a minimum asset coverage ratio of 1.10 times of the value of the outstanding principal amounts of the Debentures
Allotment on 17-08-2021	-	3,750.00	Hypothecation over Cover Pool and C&P Account to be created upfront by the Trust in favour of Security Trustee. Cover of 1.15 times the outstanding NCDs to be maintained at all times Hypothecation over: (i) Contribution (ii) right, title and interest of the Borrower in the property belonging to the Trust, as a residual beneficiary; and (iii) in the event that the transfer of the assets from the Borrower to the Trust is reversed for any reason whatsoever, then all right, title and interest of the Borrower in the said assets (iv) Cash Collateral of 7% of Facility Amount (static) in the form of Fixed Deposits to be created upfront by the Company in favour of Debenture Trustee, to be created by the Borrower upfront and CHG 9 to be filed within 30 days from date of first disbursement by Borrower in favour of Security Trustee
Allotment on 29-06-2021	30,000.00	30,000.00	First ranking exclusive and continuing charge to be created pursuant to the Deed of Hypothecation on book debts which shall be maintained at 1.20 times the value of the aggregate principal amount outstanding on the Debentures including accrued Coupon thereon, Default Interest accrued thereon
Allotment on 17-03-2021	-	10,000.00	First ranking exclusive and continuing charge to be created pursuant to the Deed of Hypothecation on book debts which shall be maintained at 1.20 times the value of the aggregate principal amount outstanding on the Debentures including accrued Coupon thereon, Default Interest accrued thereon.
Allotment on 16-03-2021	-	22,500.00	First ranking exclusive and continuing charge to be created pursuant to the Deed of Hypothecation on book debts which shall be maintained at 1.20 times the value of the aggregate principal amount outstanding on the Debentures including accrued Coupon thereon, Default Interest accrued thereon.
Allotment on 04-02-2021	-	10,000.00	First ranking exclusive and continuing charge to be created pursuant to the Deed of Hypothecation on book debts which shall be maintained at 1.15 times the value of the aggregate principal amount outstanding on the Debentures including accrued Coupon thereon.
Allotment on 16-12-2020	-	7,500.00	First ranking exclusive and continuing charge to be created pursuant to the Deed of Hypothecation on book debts which shall be maintained at 1.15 times the value of the aggregate principal amount outstanding on the Debentures including accrued Coupon thereon

Particulars	As at 31st March 2023	As at 31st March 2022	Security
Allotment on 10-12-2020	-	7,500.00	First ranking exclusive and continuing charge to be created pursuant to the Deed of Hypothecation on book debts which shall be maintained at 1.15 times the value of the aggregate principal amount outstanding on the Debentures including accrued Coupon thereon.
Allotment on 24-11-2020	-	12,500.00	First ranking exclusive and continuing charge to be created pursuant to the Deed of Hypothecation on book debts which shall be maintained at 1.15 times the value of the aggregate principal amount outstanding on the Debentures including accrued Coupon thereon.
Allotment on 22-05-2020	-	20,000.00	First ranking pari passu charge by way of mortgage over, all the right, title and interest of the Company in all that piece and parcel of the vacant land measuring an extent of Cents 28 (Hec.0.11.34) in Survey No. 1490, Tirunelveli District, Panagudi, Pazhavor Village, Ayan Punja and continuing charge on book debts which shall be maintained at 1.15 times the value of the aggregate principal amount outstanding on the Debentures including accrued Coupon thereon, Default Interest accrued thereon.
<b>TOTAL</b>	<b>3,05,330.27</b>	<b>3,80,729.15</b>	
Adjustments on account of effective rate of interest	(687.30)	(1,350.12)	
<b>TOTAL</b>	<b>3,04,642.97</b>	<b>3,79,379.03</b>	

#### 18 Borrowings (other than debt securities) - At Amortised Cost

Particulars	As at 31st March 2023	As at 31st March 2022
<b>(a) Term loans</b>		
(i) from banks	5,02,962.85	4,23,033.35
(ii) from other parties		
- financial institutions	437.50	2,182.70
<b>(b) Loans repayable on demand</b>		
(i) from banks (OD & CC)	7,46,415.46	7,28,350.96
<b>Total</b>	<b>12,49,815.81</b>	<b>11,53,567.02</b>
Borrowings in India	12,49,815.81	11,53,567.02
Borrowings outside India	-	-

#### a) Security details :

##### Secured Term loans from banks

The Loans are secured by way of hypothecation of Loan receivables, other current assets & specified fixed assets of the Company equivalent to security cover stipulated by respective banks. The loans aggregating to INR 4,74,755 (31st March 2022 : INR 4,14,367) are guaranteed by promoter directors (Mr. Thomas John Muthoot, Mr. Thomas George Muthoot, Mr. Thomas Muthoot) of the Company. Out of the same, loans aggregating to INR 1,86,800 (31st March 2022 : INR 1,49,525) are guaranteed by Ms. Preethi John Muthoot, Director of the Company also.

##### Secured Term loans from other parties

The Loans are secured by way of hypothecation of Loan Receivables of the Company equivalent to security cover stipulated by respective lender. The loans aggregating to INR 437.50 (31st March 2022 : INR 2,187.50) are guaranteed by the promoter director, Mr. Thomas John Muthoot.

##### Secured Loans repayable on demand

The Cash credit limit from banks are secured by way of hypothecation of Loan Receivables of the Company equivalent to security cover stipulated by respective banks. The Cash credit aggregating to INR 7,47,174 (31st March 2022 : INR 7,29,238) are guaranteed by promoter directors (Mr. Thomas John Muthoot, Mr. Thomas George Muthoot and Mr. Thomas Muthoot) of the Company. Out of the same, loans aggregating to INR 4,16,457 (31st March 2022 : INR 4,00,630) are guaranteed by Ms. Preethi John Muthoot, Director of the Company also.

**b) Terms of repayment**  
**Secured loans from Banks**

Name of Party	As at 31st March 2023	As at 31st March 2022	Terms of Repayment (based on last outstanding)
<b>Term Loan from Banks</b>			
State Bank of India Car Loan	0.50	6.51	Repayable in 16 monthly instalments on diminishing value method
State Bank of India Car Loan	-	4.20	Repayable in 24 monthly instalments on diminishing value method
Axis Bank	15,714.29	17,500.00	Repayable in 4 quarterly instalments of INR 3,928 each from May 2023 (INR 10,000 availed additionally during the year ended March, 2023)
Axis Bank	17,000.00	-	Repayable in 7 quarterly instalments of INR 2,429 each from July 2023
Bandhan Bank	7,498.24	-	Repayable in 11 quarterly instalments of INR 682 each from April 2023
Bandhan Bank	17,500.00	-	Repayable in 11 quarterly instalments of INR 1,590 each from Sept 2023
Bank of Baroda	-	2,000.00	Repayable in 2 quarterly instalments of INR 1,000 each from June 2022
Bank of Baroda	6,000.00	18,000.00	Repayable in 2 quarterly instalments of INR 3,000 each from April 2023
Bank of India	-	12,000.00	Repayable in 4 quarterly instalments of INR 3,000 each from June 2022
Bank of Maharashtra	4,536.31	10,580.28	Repayable in 3 quarterly instalments of INR 1,500 each from June 2023
Bank of Maharashtra	25,186.85	-	Repayable in 10 quarterly instalments of INR 2,500 each from Sept 2023
Canara Bank	8,636.00	25,908.00	Repayable in 2 quarterly instalments of INR 4,318 each from June 2023
Canara Bank	18,000.00	30,000.00	Repayable in 6 quarterly instalments of INR 3,000 each from June 2023
Canara Bank	16,363.64	-	Repayable in 9 quarterly instalments of INR 1,818 each from June 2023
Canara Bank	30,000.00	-	Repayable in 16 quarterly instalments of INR 1,875 each from June 2023
Central Bank of India	-	5,914.92	Repayable in 2 quarterly instalments of INR 3,000 each from May 2022
Central Bank of India	-	3,697.76	Repayable in June 2022
Central Bank of India	1,837.03	5,599.23	Repayable in 2 quarterly instalments of INR 937.5 each from May 2023
Central Bank of India	1,844.01	5,612.06	Repayable in 2 quarterly instalments of INR 937.50 each from May 2023
Central Bank of India	5,974.51	9,999.44	Repayable in 6 quarterly instalments of INR 1,000 each from June 2023
Central Bank of India	11,962.16	19,986.36	Repayable in 6 quarterly instalments of INR 2,000 each from June 2023

Name of Party	As at 31st March 2023	As at 31st March 2022	Terms of Repayment (based on last outstanding)
Central Bank of India	20,981.01	-	Repayable in 7 quarterly instalments of INR 3,000 each from June 2023
DBS Bank	2,857.14	5,000.00	Repayable in 12 monthly instalments of INR 238 each from April 2023
DBS Bank	2,857.14	5,000.00	Repayable in 12 monthly instalments of INR 238 each from April 2023
Federal Bank	10,000.00	-	Repayable in 10 quarterly instalments of INR 1,000 each from June 2023
Indian Bank	6,043.06	18,134.56	Repayable in 2 quarterly instalments of INR 3,000 each from June 2023
Indian Bank	12,591.27	24,349.30	Repayable in 15 monthly instalments of INR 833 each from April 2023 (two instalments were prepaid during the year ended March, 2023)
Indian Bank	16,117.74	10,002.26	Repayable in 12 quarterly instalments of INR 1,333 each from June 2023 (INR 10,000 availed additionally during the year ended March, 2023)
Indian Bank	9,161.20	-	Repayable in 10 quarterly instalments of INR 909 each from March 2023
Indian Bank	20,148.77	-	Repayable in 11 quarterly instalments of INR 1,819 each from September 2023
Oriental Bank of Commerce	-	3,309.56	Repayable in 2 quarterly instalments of INR 1,666.67 each in June 2022, September 2022
Punjab National Bank	36,002.31	30,000.00	Repayable in 8 quarterly instalments of INR 4,546 each from June 2023 (INR 20,000 availed additionally during the year ended March, 2023. INR 341.80 was paid in excess during the year ended March 31, 2023)
Punjab & Sind Bank	2,999.96	8,000.00	Repayable in 3 quarterly instalments of INR 1,000 each from June 2023 (one instalment was prepaid during the year ended March, 2023)
Punjab & Sind Bank	8,843.42	15,000.00	Repayable in 6 quarterly instalments of INR 1,500 each from May 2023
Punjab & Sind Bank	12,799.92	7,500.00	Repayable in 8 quarterly instalments of INR 1,600 each from June 2023 (INR 8,500 availed additionally during the year ended March, 2023)
Punjab & Sind Bank	9,000.00	-	Repayable in 9 quarterly instalments of INR 1,000 each from April 2023
State Bank of India	10,499.44	24,499.66	Repayable in 3 quarterly instalments of INR 3,500 each from May 2023
State Bank of India	22,749.09	32,499.85	Repayable in 7 quarterly instalments of INR 3,250 each from May 2023
State Bank of India	44,549.97	-	Repayable in 18 quarterly instalments of INR 2,778 each from Oct 2023

Name of Party	As at 31st March 2023	As at 31st March 2022	Terms of Repayment (based on last outstanding)
UCO Bank	3,112.07	5,617.37	Repayable in 5 quarterly instalments of INR 625 each from June 2023
UCO Bank	6,246.70	9,371.72	Repayable in 8 quarterly instalments of INR 781.25 each from May 2023
UCO Bank	3,740.59	8,740.60	Repayable in 3 quarterly instalments of INR 1,250 each from April 2023
UCO Bank	4,982.31	9,982.33	Repayable in 4 quarterly instalments of INR 1,250 each from May 2023
UCO Bank	9,374.70	13,124.73	Repayable in 10 quarterly instalments of INR 937.50 each from April 2023
UCO Bank	14,999.93	13,000.00	Repayable in 12 quarterly instalments of INR 1,250 each from June 2023 (INR 7,000 availed additionally during the year ended March, 2023)
UCO Bank	17,500.00	-	Repayable in 14 quarterly instalments of INR 1,250 each from May 2023
United Bank of India	-	3,308.46	Repayable in May 2022
Ujjivan Bank	-	2,600.00	Repayable in 2 quarterly instalments of INR 1,300 each from June 2022
Ujjivan Bank	1,785.71	-	Repayable in 5 quarterly instalments of INR 357 each from May 2023
Ujjivan Bank	1,785.71	-	Repayable in 5 quarterly instalments of INR 357 each from May 2023
Yes Bank	5,684.84	8,528.84	Repayable in 8 quarterly instalments of INR 711 each from June 2023
Adjustments on account of effective rate of interest	(2,504.69)	(1,344.65)	
<b>Total</b>	<b>5,02,962.85</b>	<b>4,23,033.35</b>	
<b>Term Loan from Others</b>			
Bajaj Finance	437.50	2,187.50	Repayable in 3 monthly instalments of INR 146 each from April 2023
Adjustments on account of effective rate of interest	-	(4.80)	
<b>Total</b>	<b>437.50</b>	<b>2,182.70</b>	

#### 19 Subordinated Liabilities (At Amortised Cost)

Particulars	As at 31st March 2023	As at 31st March 2022
Subordinated Debt*	1,41,424.46	1,61,814.67
Subordinated Debt - Listed*	38,320.83	38,292.73
Perpetual Debt Instruments*	48,113.39	38,419.24
<b>Total</b>	<b>2,27,858.69</b>	<b>2,38,526.64</b>
Borrowings in India	2,27,858.69	2,38,526.64
Borrowings outside India	-	-

\*Includes issue expenses amortised as per EIR.

(a) Subordinated Debt instruments are unsecured, subordinated to the claims of all other creditors with an initial maturity of minimum 5 years. Subordinated Debt aggregating to INR Nil (31st March 2022 : INR 7,848) are guaranteed by promoter directors (Mr. Thomas John Muthoot, Mr. Thomas George Muthoot and Mr. Thomas Muthoot) of the Company.



**(b) Maturity Profile of Subordinated Debt**

Particulars	Amount
FY 2022-23	47,901.09
FY 2023-24	25,991.84
FY 2024-25	15,876.99
FY 2025-26	24,804.50
FY 2026-27	21,254.71
FY 2027-28	45,176.03
Adjustments on account of effective rate of interest	(1,259.86)
<b>TOTAL</b>	<b>1,79,745.30</b>

(c) Perpetual Debt Instruments are perpetual, unsecured instruments, which have been issued as per RBI guidelines. Unamortised Borrowing Cost on Perpetual Debt Instruments is INR 1,786.61 (31st March 2022: INR 1,480.76).

(d) The percentage of total PDI to the Tier I Capital of the Company as at 31st March 2023 is 15.72% (31st March 2022 - 14.24%). PDI in excess of 15% of previous year Tier I Capital is considered as Tier II Capital for computation of regulatory capital.

**20 Other Financial Liabilities**

Particulars	As at 31st March 2023	As at 31st March 2022
Interest Payable	48,413.01	54,416.47
Expenses Payable	3,588.56	2,264.72
Security deposits received	933.92	636.48
Unpaid matured debt and interest accrued thereon	4,828.69	3,368.83
Cumulative Compulsorily Convertible Preference Shares (CCCPS) (refer note a & b below)	15,732.00	15,213.00
Others	1,113.98	353.86
<b>Total</b>	<b>74,610.16</b>	<b>76,253.36</b>

**Note a**

(i) The Company had during the previous reporting year, issued 15,00,00,000, 14% CCCPS of INR 10 each at a price of INR 10 each to BPEA Credit – India Fund III – Scheme C & BPEA Credit – India Fund III – Scheme F (Collectively referred as investors) amounting to INR 15,000. The equity shares issued upon conversion of the CCPS will in all respects rank pari passu with equity shares at the time of conversion.

(ii) CCCPS shall be convertible to equity shares at the option of the investor at any time after the expiry of a period of 43 (forty three) months from the Closing Date (refer paragraph iii for exception) or upon the expiry of a period of 10 (ten) years from the Closing Date and shall be converted at lower of the fair values of the Equity Shares as determined by the:

(a) valuation report dated December 9, 2020 issued by Ernst & Young Merchant Banking Services LLP in relation to the issuance of the CCCPS; or

(b) valuation report to be issued by a registered valuer (in a form acceptable to the holders of the CCCPS) following the issuance of the Conversion Notice by the holders of the CCCPS.

(iii) The holders of the CCCPS may issue the Conversion Notice at any time after the Closing Date, upon the occurrence of any of the following events:

(a) non-payment of dividend by the Company in manner stipulated as per agreement on the relevant dividend payment dates,

(b) credit rating of the Company falling below A- (as certified by any credit rating agency); and/or

(c) any failure by the Company to maintain a Net Interest Margin of 7.0 (Seven percent) % or higher;

(d) any failure by the Company to maintain an overall Capital to Risk Assets Ratio of 16.0 (Sixteen percent) % or higher;

(e) any failure by the Company to maintain the aggregate Tier 2 Capital at 50% (Fifty percent) or lower than the aggregate Tier 1 Capital; or

(f) any failure by the Company to maintain the Gross Non-Performing Assets at 5.5% (Five decimal five percent) or lower and Net Non-Performing Assets at 4.0% (Four percent) or lower, to be tested on a semi-annual basis for Company as on (a) 31 March of each financial year, and (b) 30 September of each financial year

**Note b - Change in fair value**

<b>Particulars</b>	<b>As at 31st March 2023</b>	<b>As at 31st March 2022</b>
Cumulative change in fair value of the preference shares attributable to changes in credit risk	732.00	213.00
Change during the year in the fair value of the preference shares attributable to changes in credit risk	519.00	213.00

**21 Provisions**

<b>Particulars</b>	<b>As at 31st March 2023</b>	<b>As at 31st March 2022</b>
Provision for employee benefits		
- Gratuity	2,745.95	2,711.72
- Provision for compensated absences	338.74	248.09
- Employee Stock Option Outstanding	355.14	-
<b>Total</b>	<b>3,439.83</b>	<b>2,959.81</b>

**22 Other Non-Financial Liabilities**

<b>Particulars</b>	<b>As at 31st March 2023</b>	<b>As at 31st March 2022</b>
Statutory dues payable	2,696.64	1,634.89
<b>Total</b>	<b>2,696.64</b>	<b>1,634.89</b>

<This section has been intentionally left blank>

**MUTHOOT FINCORP LIMITED**

Notes to standalone financial statements for the year ended March 31, 2023

(Rupees in lakhs, except for share data and unless otherwise stated)

**23 Equity share capital****(a) Authorised share capital:**

<b>Equity Shares</b>		
<b>Particulars</b>	<b>No. of Shares</b>	<b>Amount</b>
<b>At 31st March 2021</b>	22,50,00,000	22,500.00
Add: Increased during the year	-	-
<b>At 31st March 2022</b>	22,50,00,000	22,500.00
Add: Increased during the year	-	-
<b>At 31st March 2023</b>	22,50,00,000	22,500.00

<b>Preference Shares</b>		
<b>Particulars</b>	<b>No. of Shares</b>	<b>Amount</b>
<b>At 31st March 2021</b>	20,00,00,000	20,000.00
Add: Increased during the year	-	-
<b>At 31st March 2022</b>	20,00,00,000	20,000.00
Add: Increased during the year	-	-
<b>At 31st March 2023</b>	20,00,00,000	20,000.00

**(b) Issued capital**

<b>Particulars</b>	<b>No. of Shares</b>	<b>Amount</b>
<b>At 31st March 2021</b>	19,38,00,800	19,380.08
Add: Increased during the year	-	-
<b>At 31st March 2022</b>	19,38,00,800	19,380.08
Add: Increased during the year	-	-
<b>At 31st March 2023</b>	19,38,00,800	19,380.08

**(c) Subscribed and Fully Paid Up Capital**

<b>Particulars</b>	<b>No. of Shares</b>	<b>Amount</b>
<b>At 31st March 2021</b>	19,37,05,560	19,370.56
Add: Increased during the year	-	-
<b>At 31st March 2022</b>	19,37,05,560	19,370.56
Add: Increased during the year	-	-
<b>At 31st March 2023</b>	19,37,05,560	19,370.56

**(d) Terms/ rights attached to equity shares :**

The Company has only one class of equity shares having a face value of INR 10. Each holder of equity share is entitled to one vote per share. All shares rank pari passu with regard to dividend and repayment of capital. In the event of liquidation of Company, the holder of equity shares will be entitled to receive any of the remaining assets of the Company, after distribution of all preferential amounts.

**(e) Shareholder's having more than 5% equity shareholding in the Company**

Particulars	As at	As at
	31st March 2023	31st March 2022
No. of shares and % of holding		
Mr. Thomas John Muthoot	5,14,56,049 - 26.56%	5,14,56,049 - 26.56%
Mr. Thomas George Muthoot	5,14,56,021 - 26.56%	5,14,56,021 - 26.56%
Mr. Thomas Muthoot	5,14,56,053 - 26.56%	5,14,56,053 - 26.56%
Ms. Preethi John Muthoot	1,29,13,704 - 6.67%	1,29,13,704 - 6.67%
Ms. Nina George	1,29,13,704 - 6.67%	1,29,13,704 - 6.67%
Ms. Remy Thomas	1,29,13,704 - 6.67%	1,29,13,704 - 6.67%

**(f) Shares held by the promoters at the end of the year**

Particulars	As at	As at
	31st March 2023	31st March 2022
No. of shares and % of holding		
Mr. Thomas John Muthoot	5,14,56,049 - 26.56%	5,14,56,049 - 26.56%
Mr. Thomas George Muthoot	5,14,56,021 - 26.56%	5,14,56,021 - 26.56%
Mr. Thomas Muthoot	5,14,56,053 - 26.56%	5,14,56,053 - 26.56%

**24 Other Equity**

Particulars	As at	As at
	31st March 2023	31st March 2022
Securities Premium	38,129.85	38,129.85
Statutory Reserve (pursuant to Section 45-IC of the RBI Act, 1934)	65,099.92	55,903.70
Retained Earnings	1,65,732.44	1,30,303.52
Other Comprehensive income	1,00,970.68	1,01,241.70
<b>Total</b>	<b>3,69,932.89</b>	<b>3,25,578.77</b>

**24.1 Nature and purpose of reserve****Securities Premium**

Securities premium is used to record the premium on issue of shares. This can be utilised only for limited purposes such as issuance of bonus shares in accordance with the provisions of the Companies Act, 2013.

**Statutory Reserve**

Statutory Reserve represents the Reserve Fund created under Section 45-IC of the Reserve Bank of India Act, 1934. Accordingly, INR 9,196.22 (March 31, 2022: INR 6,937.03) representing 20% of profit for the year has been transferred to the reserve.

**Retained Earnings**

This Reserve represents the cumulative profits of the Company. This is a free reserve which can be utilised for any purpose as may be required.

**Other Comprehensive Income**

Other comprehensive income consists of re-measurement of net defined benefit liability and fair value changes on equity instruments measured through other comprehensive income.

**MUTHOOT FINCORP LIMITED**

Notes to standalone financial statements for the year ended March 31, 2023

(Rupees in lakhs, except for share data and unless otherwise stated)

**25 Interest Income (On Financial Assets measured at Amortised Cost)**

Particulars	For the Year Ended 31st March 2023	For the Year Ended 31st March 2022
Interest on Loans	3,30,483.09	3,17,407.42
Interest Income from Investments	98.88	105.35
Interest on Deposit with Banks	1,541.07	1,247.97
Other Interest Income	44.49	-
<b>Total</b>	<b>3,32,167.53</b>	<b>3,18,760.74</b>

**26 Others**

Particulars	For the Year Ended 31st March 2023	For the Year Ended 31st March 2022
Income from Money transfer	657.10	720.64
Income From Forex Operations	330.17	193.22
Income From Power Generation	879.84	920.85
Income from Investment	630.37	1,473.36
Other Income	56.58	24.30
<b>Total</b>	<b>2,554.06</b>	<b>3,332.38</b>

**27 Finance Costs**

Particulars	For the Year Ended 31st March 2023	For the Year Ended 31st March 2022
Interest on Borrowings	85,602.82	83,647.71
Interest on Debt Securities	31,718.17	44,077.23
Interest on Subordinate Liabilities	22,466.18	21,904.26
Interest on Lease Liabilities	8,924.09	6,031.00
Dividend on CCCPS	2,100.00	1,050.00
Other Charges	6,321.29	6,837.58
<b>Total</b>	<b>1,57,132.55</b>	<b>1,63,547.79</b>

**28 Impairment on Financial Instruments**

Particulars	For the Year Ended 31st March 2023	For the Year Ended 31st March 2022
Provision for impairment on loan assets	5,661.71	7,152.74
Loans written off	1,055.32	-
<b>Total</b>	<b>6,717.02</b>	<b>7,152.74</b>

**29 Net (Gain) / Loss on fair value changes**

Particulars	For the Year Ended 31st March 2023	For the Year Ended 31st March 2022
(A) Net (gain)/ loss on financial instruments at fair value through profit or loss		
(i) On trading portfolio		
- Investments	(229.07)	18.27
(ii) On fair valuation of cumulatively compulsorily convertible preference shares	519.00	213.00
<b>Total Net gain/(loss) on fair value changes</b>	<b>289.93</b>	<b>231.27</b>
Fair Value changes:		
- Realised	(184.33)	-
- Unrealised	474.26	231.27
<b>Total Net gain/(loss) on fair value changes</b>	<b>289.93</b>	<b>231.27</b>

(a) Fair value changes in this schedule are other than those arising on account of accrued interest income/expense.

**30 Employee benefits expenses**

Particulars	For the Year Ended 31st March 2023	For the Year Ended 31st March 2022
Salaries and Wages	51,772.54	46,801.49
Contributions to Provident and Other Funds	2,929.59	2,833.83
Share based payments & stock appreciation rights	586.09	-
Incentives	2,193.44	1,738.93
Bonus & Exgratia	1,412.78	1,793.85
Staff Welfare Expenses	1,050.30	522.75
<b>Total</b>	<b>59,944.74</b>	<b>53,690.84</b>

**31 Depreciation expense**

Particulars	For the Year Ended 31st March 2023	For the Year Ended 31st March 2022
Depreciation of Tangible Assets	4,438.41	5,624.75
Amortization of Intangible Assets	661.71	472.35
Depreciation of Right of Use Assets	13,398.28	14,973.39
<b>Total</b>	<b>18,498.40</b>	<b>21,070.48</b>

<This section has been intentionally left blank>

**32 Other Expenses**

Particulars	For the Year Ended 31st March 2023	For the Year Ended 31st March 2022
Rent, taxes and energy costs	5,622.11	3,907.82
Repairs and maintenance	2,623.98	2,459.25
Advertisement and publicity	8,744.64	8,384.85
Communication costs	8,257.99	10,630.36
Printing and Stationery	1,169.48	982.89
Legal & Professional Charges	4,566.36	4,278.83
Insurance	1,446.87	1,162.31
Auditor's fees and expenses	37.06	37.33
Director's fees, allowances and expenses	668.99	559.71
Security Charges	4,859.32	4,675.40
Travelling and Conveyance	2,633.25	1,892.78
Donations & CSR Expenses	454.08	292.32
Write off - Other Receivables	2,345.48	-
Other Expenditure	870.97	1,021.01
<b>Total</b>	<b>44,300.56</b>	<b>40,284.88</b>

**(a) Auditors Remuneration**

Particulars	For the Year Ended 31st March 2023	For the Year Ended 31st March 2022
<b>As auditor</b>		
Statutory Audit fees	30.00	30.00
Tax Audit fees	-	2.00
<b>For other services</b>		
Certification and other matters	4.00	4.73
<b>Total</b>	<b>34.00</b>	<b>36.73</b>

*Above figures are exclusive of GST*

**(b) CSR Expenditure**

As required under Section 135 of the Companies Act, 2013, the Company was required to spend INR 845.49 in the reporting year in pursuance of its Corporate Social Responsibility Policy, being two per cent of the average net profits of the company made during the three immediately preceding financial years. The Company has during the year, spent a total of INR 452.26 towards CSR expenditure. The unspent portion of INR 393.23 has been transferred to the designated bank account for unspent corporate social responsibility by the Company.

<This section has been intentionally left blank>

Particulars	As on 31-03-2023	As on 31-03-2022
(a) Amount required to be spent by the company during the year	845.49	692.06
(b) Amount of expenditure incurred	452.26	290.33
(c) Shortfall at the end of the year	393.23	401.73
(d) Total of previous year shortfall	401.73	-
(e) Reason for shortfall	With regard to the Sports Infrastructure project at Palakkad, based on advise from Architects, a wider road alternative had to be considered, evaluation and negotiations of which delayed the start of the construction work.	Major portion of the funds was allocated for the Sports Infrastructure project at Palakkad. Due to COVID situations, the process of getting work permit has gotten delayed and is awaited from the concerned Department. The Smile Please mission-Gulbarga was not implemented since the Medical Council has not given consent due to the omicron spread in the region. One other partnership project in Rajasthan also got delayed due to the COVID third wave and Omicron challenges.
(f) Nature of CSR activities	CSR activities were undertaken in the fields of Health, Education & Livelihood.	CSR activities were undertaken in the fields of Health, Education & Livelihood.
(g) Details of related party transactions	N/A	N/A
(h) Where a provision is made with respect to a liability incurred by entering into a contractual obligation, the movements in the provision during the year shall be shown separately	N/A	N/A

(c) In view of regulatory advise and based on approval of the Board of Directors, the Company has during the year written off non-financial assets amounting to INR 2,345.48 against Employees Provident Fund recovered from the Company in respect of dues towards provident fund of erstwhile staff.

### 33 Earnings Per Share

Basic earnings per share (EPS) is calculated by dividing the net profit for the year attributable to equity holders of Company by the weighted average number of equity shares outstanding during the year.

Diluted EPS is calculated by dividing the net profit attributable to equity holders of the company (after adjusting for interest on the convertible preference shares and interest on the convertible bond, in each case, net of tax, if any) by the weighted average number of equity shares outstanding during the year plus the weighted average number of equity shares that would be issued on the conversion of all the dilutive potential ordinary shares into ordinary shares.

Particulars	For the Year Ended 31st March 2023	For the Year Ended 31st March 2022
<b>Net profit attributable to ordinary equity holders</b>	45,981.08	34,685.13
<b>Weighted average number of ordinary shares for basic earnings per share</b>	19,37,05,560	19,37,05,560
Effect of dilution:	74,92,507	60,96,643
<b>Weighted average number of ordinary shares adjusted for effect of dilution</b>	20,11,98,067	19,98,02,203
<b>Earnings per share</b>		
<b>Basic Earnings per share</b>	23.74	17.91
<b>Diluted Earnings per share</b>	22.85	17.36



## MUTHOOT FINCORP LIMITED

Notes to standalone financial statements for the year ended March 31, 2023

(Rupees in lakhs, except for share data and unless otherwise stated)

### 34 Income Tax

The components of income tax expense for the year ended 31st March, 2023 and year ended 31st March, 2022 are:

Particulars	For the Year Ended 31st March 2023	For the Year Ended 31st March 2022
Current Income tax expense	17,609.54	13,719.62
Deferred tax relating to origination and reversal of temporary differences	(1,347.46)	(1,591.11)
<b>Total tax expense reported in statement of profit and loss</b>	<b>16,262.08</b>	<b>12,128.51</b>
<b>OCI Section</b>		
Deferred tax related to items recognised in OCI during the period:		
Net gain / (loss) on equity instruments measured through other comprehensive income	(91.67)	493.93
Remeasurement of the defined benefit liabilities	18.48	45.12
<b>Income tax charged to OCI</b>	<b>(73.19)</b>	<b>539.05</b>

#### Reconciliation of Income tax expense:

The income tax charge shown in the statement of profit and loss differ from the income tax charge that would apply if all the profits had been charged at India corporate tax rate. A reconciliation between the income tax expense and the accounting profit multiplied by India's domestic tax rate for the year ended 31st March 2023 and year ended 31st March 2022 is, as follows:

Particulars	For the Year Ended 31st March 2023	For the Year Ended 31st March 2022
Accounting profit before tax	62,243.16	46,813.64
<b>At India's statutory income tax rate of 25.168%* (2021: 25.168%*)</b>	<b>15,665.36</b>	<b>11,782.06</b>
<b>Adjustments in respect of current income tax of previous year</b>		
(i) Expenses not eligible for deduction under the Income Tax Act	2,231.29	1,937.56
(ii) Income chargeable to tax under separate rate of tax (capital gain)	(287.11)	-
<b>Current Income Tax expense reported in the statement of profit or loss</b>	<b>17,609.54</b>	<b>13,719.62</b>
<b>Effective Income Tax Rate</b>	<b>28.29%</b>	<b>29.31%</b>

\*The Company has exercised the option permitted under Section 115BAA of the Income Tax Act, 1961 as introduced by the Taxation Laws (Amendment) Ordinance, 2019.

The following table shows deferred tax recorded in the balance sheet and changes recorded in the Income tax expense:

	Deferred tax assets	Deferred tax liabilities	Statement of profit and loss	OCI
	As at 31st March 2023	As at 31st March 2023	2022-23	2022-23
Opening Balance		23,668.26		
Fixed asset: Timing difference on account of Depreciation and Amortisation	48.35	-	(48.35)	-
Bonus Disallowed due to non-payment	28.30	-	(28.30)	-
Provision for gratuity	20.36	-	(20.36)	-
Provision for Leave Encashment	22.82	-	(22.82)	-
Impairment allowances on financial assets	497.54	-	(497.54)	-
Fair Valuation of Financial Assets	-	9.51	101.18	(91.67)
Financial liabilities measured at amortised cost	-	361.64	361.64	-
Financial assets measured at amortised cost	263.34	-	(263.34)	-
Financial liabilities measured at fair value	911.09	-	(911.09)	-
Actuarial gain/loss on Employee benefits	-	-	(18.48)	18.48
<b>Total</b>	<b>1,791.80</b>	<b>24,039.40</b>	<b>(1,347.46)</b>	<b>(73.19)</b>

	Deferred tax assets	Deferred tax liabilities	Statement of profit and loss	OCI
	As at 31st March 2022	As at 31st March 2022	2021-22	2021-22
Opening Balance		24,720.32		
Fixed asset: Timing difference on account of Depreciation and Amortisation	355.65	-	(355.65)	-
Bonus Disallowed due to non-payment	113.57	-	(113.57)	-
Provision for gratuity	-	402.55	402.55	-
Provision for Leave Encashment	-	9.63	9.63	-
Impairment allowances on financial assets	1,078.12	-	(1,078.12)	-
Fair Valuation of Financial Assets	169.36	-	(663.29)	493.93
Financial liabilities measured at amortised cost	-	359.30	359.30	-
Financial assets measured at amortised cost	53.23	-	(53.23)	-
Financial liabilities measured at fair value	53.61	-	(53.61)	-
Actuarial gain/loss on Employee benefits	-	-	(45.12)	45.12
<b>Total</b>	<b>1,823.53</b>	<b>25,491.79</b>	<b>(1,591.11)</b>	<b>539.05</b>

<This section has been intentionally left blank>

## MUTHOOT FINCORP LIMITED

Notes to standalone financial statements for the year ended March 31, 2023

(Rupees in lakhs, except for share data and unless otherwise stated)

### 35 Retirement Benefit Plan

#### Defined Contribution Plan

The Company makes contributions to Provident Fund & Employee State Insurance which are defined contribution plans for qualifying employees. The amounts recognized for the aforesaid contributions in the statement of profit and loss are shown below:

Particulars	As at 31st March 2023	As at 31st March 2022
Contributions to Provident Fund	2,250.15	2,171.19
Contributions to Employee State Insurance	666.86	655.56
<b>Defined Contribution Plan</b>	<b>2,917.00</b>	<b>2,826.75</b>

#### Defined Benefit Plan

The Company has a defined benefit gratuity plan. The gratuity plan is governed by the Payment of Gratuity Act, 1972. Every employee who has completed five years or more of service gets a gratuity on leaving the service of the company at 15 days salary (last drawn salary) for each completed year of service.

The following tables summaries the components of net benefit expense recognized in the statement of profit and loss and the funded status and amounts recognized in the balance sheet for the gratuity plan.

Particulars	As at 31st March 2023	As at 31st March 2022
Present value of funded obligations	2,745.95	2,711.72
Fair value of planned assets	2,551.55	2,598.21
<b>Net Defined Benefit obligation/(asset)</b>	<b>194.40</b>	<b>113.51</b>

#### Post employment defined benefit plan

Net benefit expense recognised in statement of profit and loss	As at 31st March 2023	As at 31st March 2022
Current service cost	423.13	458.43
Net Interest on net defined benefit liability/ (asset)	8.08	113.91
<b>Net benefit expense</b>	<b>431.21</b>	<b>572.34</b>

#### Balance Sheet

Details of changes in present value of defined benefit obligations as follows:

Particulars	As at 31st March 2023	As at 31st March 2022
Defined benefit obligation at the beginning of the year	2,711.72	2,537.49
Current service cost	423.13	458.43
Interest cost on benefit obligations	193.07	168.74
Actuarial (Gain) / Loss on Total Liabilities	(101.50)	(128.95)
Benefits paid	(480.48)	(323.99)
<b>Benefit obligation at the end of the year</b>	<b>2,745.95</b>	<b>2,711.72</b>

Details of changes fair value of plan assets are as follows: -

Particulars	As at 31st March 2023	As at 31st March 2022
Fair value of plan assets at the beginning of the year	2,598.21	824.57
Actual Return on Plan Assets	156.91	105.15
Employer contributions	276.90	1,992.49
Benefits paid	(480.48)	(323.99)
<b>Fair value of plan assets as at the end of the year</b>	<b>2,551.55</b>	<b>2,598.21</b>

Remeasurement gain/ (loss) in other comprehensive income (OCI)	As at 31st March 2023	As at 31st March 2022
Actuarial gain/(loss) on obligation	-	-
<i>Experience adjustments</i>	20.62	10.90
<i>Return on Plan assets, excluding amount included in net interest on the net defined benefit liability/(asset)</i>	(28.08)	50.31
Actuarial changes arising from changes in financial assumptions	80.88	118.06
<b>Actuarial gain / (loss) (through OCI)</b>	<b>73.42</b>	<b>179.27</b>

The principal assumptions used in determining gratuity obligations for the Company's plans are shown below:

Particulars	As at 31st March 2023	As at 31st March 2022
Salary Growth Rate	3.00%	3.00%
Discount Rate	7.46%	7.12%
Withdrawal Rate	5.00%	5.00%
Mortality	100% of IALM 2012-14	100% of IALM 2012-14
Interest rate on net DBO	7.12%	6.65%
Expected average remaining working life	27.19	27.12

Investments quoted in active markets:

Particulars	As at 31st March 2023	As at 31st March 2022
Equity instruments	-	-
Debt instruments	-	-
Real estate	-	-
Derivatives	-	-
Investment Funds with Insurance Company	100.00%	100.00%
<i>Of which, Unit Linked</i>	-	-
<i>Of which, Traditional/ Non-Unit Linked</i>	100.00%	100.00%
Asset-backed securities	-	-
Structured debt	-	-
Cash and cash equivalents	-	-
<b>Total</b>	<b>100.00%</b>	<b>100.00%</b>

A quantitative sensitivity analysis for significant assumptions as at 31st March 2023 and 31st March 2022 are as shown below:

Assumptions	Sensitivity Level	As at 31st March 2023		As at 31st March 2022	
Discount Rate	Increase by 1%	2,530.52		2,487.66	
Discount Rate	Decrease by 1%	2,996.40		2,974.11	
Further Salary Increase	Increase by 1%	3,005.28		2,982.66	
Further Salary Increase	Decrease by 1%	2,519.85		2,477.28	
Employee turnover	Increase by 1%	2,842.64		2,804.44	
Employee turnover	Decrease by 1%	2,635.11		2,604.28	
Mortality Rate	Increase in expected lifetime by 1 year	2,737.88		2,702.74	
Mortality Rate	Increase in expected lifetime by 3 years	2,754.02		2,687.26	

The weighted average duration of the defined benefit obligation as at 31st March 2023 is 11 years (2022: 10 years).

Gratuity liability is funded through a Gratuity Fund managed by Life Insurance Corporation of India Ltd.

The estimates of future salary increases, considered in actuarial valuation, take account of inflation, seniority, promotion and other relevant factors, such as supply and demand in the employment market.

The principal assumptions used in determining leave encashment obligations for the Company's plans are shown below:

*The discount rate is based on the prevailing market yields of Government of India securities as at the balance sheet date for the estimated term of the obligations.*

*The estimate of future salary increases considered, takes into account the inflation, seniority, promotion, increments and other relevant factors.*

<This section has been intentionally left blank>

## MUTHOOT FINCORP LIMITED

Notes to standalone financial statements for the year ended March 31, 2023

(Rupees in lakhs, except for share data and unless otherwise stated)

### 36 Maturity analysis of assets and liabilities

The table below shows an analysis of assets and liabilities analysed according to when they are expected to be recovered or settled.

Particulars	As at 31st March 2023			As at 31st March 2022		
	Within 12 months	After 12 months	Total	Within 12 months	After 12 months	Total
<b>Assets</b>						
<b>Financial assets</b>						
Cash and cash equivalents	2,52,361.58	-	2,52,361.58	2,35,980.59	-	2,35,980.59
Bank Balance other than above	17,001.25	-	17,001.25	11,089.14	-	11,089.14
Trade receivables	1,321.47	1,811.69	3,133.15	2,630.50	-	2,630.50
Loans	16,71,685.22	53,367.98	17,25,053.20	16,70,364.49	31,156.39	17,01,520.88
Investments	2,919.11	1,83,752.40	1,86,671.51	2,111.56	1,61,847.50	1,63,959.06
Other financial assets	10,616.19	3,869.51	14,485.70	4,239.03	8,810.84	13,049.87
<b>Non-financial Assets</b>						
Current tax assets (net)	-	-	-	2,997.82	-	2,997.82
Investment Property	-	26,119.76	26,119.76	-	30,236.55	30,236.55
Property, plant and equipment	-	39,301.60	39,301.60	-	38,915.42	38,915.42
Intangible assets under development	-	676.00	676.00	-	-	-
Other intangible assets	-	844.48	844.48	-	937.59	937.59
Right-of-use assets	11,877.78	68,058.21	79,935.99	9,782.07	48,157.61	57,939.67
Other non financial assets	20,989.24	3,326.66	24,315.90	4,110.84	27,009.15	31,120.00
<b>Total assets</b>	<b>19,88,771.83</b>	<b>3,81,128.29</b>	<b>23,69,900.12</b>	<b>19,43,306.03</b>	<b>3,47,071.05</b>	<b>22,90,377.08</b>
<b>Liabilities</b>						
<b>Financial Liabilities</b>						
Trade payables	4,014.97	-	4,014.97	4,782.30	-	4,782.30
Debt Securities	1,37,482.59	1,67,160.38	3,04,642.97	1,43,022.17	2,36,356.86	3,79,379.03
Borrowings (other than debt security)	9,84,885.45	2,64,930.36	12,49,815.81	9,30,915.28	2,22,651.74	11,53,567.02
Lease Liability	17,868.12	71,096.89	88,965.01	7,978.41	56,678.05	64,656.45
Subordinated Liabilities	47,775.65	1,80,083.04	2,27,858.69	43,497.06	1,95,029.58	2,38,526.64
Other Financial liabilities	33,482.81	41,127.36	74,610.16	37,484.95	38,768.41	76,253.36
<b>Non-financial Liabilities</b>						
Current tax liabilities (net)	2,305.00	-	2,305.00	-	-	-
Provisions	409.31	3,030.52	3,439.83	213.81	2,746.00	2,959.81
Deferred tax liabilities (net)	-	22,247.61	22,247.61	-	23,668.26	23,668.26
Other non-financial liabilities	2,696.64	-	2,696.64	1,634.89	-	1,634.89
<b>Total Liabilities</b>	<b>12,30,920.54</b>	<b>7,49,676.14</b>	<b>19,80,596.68</b>	<b>11,69,528.87</b>	<b>7,75,898.88</b>	<b>19,45,427.75</b>
<b>Net</b>	<b>7,57,851.30</b>	<b>(3,68,547.85)</b>	<b>3,89,303.45</b>	<b>7,73,777.16</b>	<b>(4,28,827.84)</b>	<b>3,44,949.33</b>

**MUTHOOT FINCORP LIMITED**

Notes to standalone financial statements for the year ended March 31, 2023

(Rupees in lakhs, except for share data and unless otherwise stated)

**37 Change in liabilities arising from financing activities**

Particulars	As at 1st April 2022	Cash Flows	Ind AS 116 - Lease Liabilities	Others	As at 31st March 2023
Debt Securities	3,79,379.03	(75,398.88)	-	662.82	3,04,642.97
Borrowings other than debt securities	11,53,567.02	97,275.85	-	(1,027.06)	12,49,815.81
Lease Liabilities	64,656.45	(18,722.79)	43,031.35	-	88,965.01
Subordinated Liabilities	2,38,526.64	(9,595.30)	-	(1,072.65)	2,27,858.69
<b>Total liabilities from financing activities</b>	<b>18,36,129.13</b>	<b>(6,441.12)</b>	<b>43,031.35</b>	<b>(1,436.89)</b>	<b>18,71,282.47</b>

Particulars	As at 1st April 2021	Cash Flows	Ind AS 116 - Lease Liabilities	Others	As at 31st March 2022
Debt Securities	4,36,586.45	(57,821.90)	-	614.47	3,79,379.03
Borrowings other than debt securities	10,98,836.85	56,034.28	-	(1,304.11)	11,53,567.02
Lease Liabilities	47,841.90	(17,821.39)	34,635.94	-	64,656.45
Subordinated Liabilities	2,49,512.07	(9,201.75)	-	(1,783.69)	2,38,526.64
<b>Total liabilities from financing activities</b>	<b>18,32,777.27</b>	<b>(28,810.76)</b>	<b>34,635.94</b>	<b>(2,473.32)</b>	<b>18,36,129.13</b>

&lt;This section has been intentionally left blank&gt;

**MUTHOOT FINCORP LIMITED**

Notes to standalone financial statements for the year ended March 31, 2023

(Rupees in lakhs, except for share data and unless otherwise stated)

**38. Contingent Liabilities (to the extent not provided for)**

Particulars	As at 31st March 2023	As at 31st March 2022
<b>Contingent Liabilities</b>		
(i) Income Tax Demands	3,420.85	3,419.85
(ii) Service Tax Demands	5,106.18	5,106.18
(iii) Value Added Tax Demands	1,327.12	1,327.12
(iv) Bank Guarantees	43.81	36.90
(v) Claims not acknowledged as debt in view of counter claims raised	-	917.78

(vi) The Company had filed a Writ Petition before the Honourable High Court of Madras on 30th July, 2019 challenging the Order passed by the Income Tax Settlement Commission, Chennai Bench abating the proceedings before it relating to the Settlement Application filed by the Company dated December 17, 2017 ("Settlement Application"); and praying for stay on proceedings initiated by the Joint Commissioner of Income Tax (OSD), Central Circle, Thiruvananthapuram post abatement of proceedings by the Settlement Commission. The tax and interest due on the issues forming part of the Settlement Application totaled to ₹ 7,406 lakh. The Settlement Application related to notices received under Section 147 of the Income Tax Act, as per which the income chargeable to tax for the Financial Years 2011-12 to 2016-17 of MFL has not been assessed, and Section 153A of the Income Tax Act, as per which MFL was required to prepare true and correct return of which MFL was assessable for the Assessment Years 2011-2012 to 2016-2017. The Honourable High Court of Madras has dismissed the petition filed by the Company on June 29, 2022 on the ground that the cause of action of the matter has arisen fully in Kerala and not within the territorial jurisdiction of the honourable Madras High Court, thereby ousting its jurisdiction to entertain the petition. Accordingly, the Company has filed a writ petition before the Honorable High Court of Kerala proceedings of which are ongoing.

&lt;This section has been intentionally left blank&gt;



## MUTHOOT FINCORP LIMITED

Notes to standalone financial statements for the year ended March 31, 2023

(Rupees in lakhs, except for share data and unless otherwise stated)

### 39 Related Party Disclosures

#### Names of Related parties with whom transaction has taken place

##### (A) Subsidiaries

- 1 Muthoot Microfin Limited
- 2 Muthoot Housing Finance Company Limited
- 3 Muthoot Pappachan Technologies Limited

##### (B) Key Management Personnel

##### Designation

- |                            |  |
|----------------------------|--|
| 1 Thomas John Muthoot      | Managing Director                              |
| 2 Thomas George Muthoot    | Director                                       |
| 3 Thomas Muthoot           | Wholetime Director Cum Chief Financial Officer |
| 4 Preethi John Muthoot     | Director                                       |
| 5 Kurian Peter Arattukulam | Director                                       |
| 6 Vikraman Ampalakkat      | Director                                       |
| 7 Badal Chandra Das        | Director                                       |
| 8 Ravi Ramchandran         | Director                                       |
| 9 Sachu Sivas              | Company Secretary                              |

##### (C) Enterprises owned or significantly influenced by key management personnel or their relatives

- 1 MPG Hotels and Infrastructure Ventures Private Limited
- 2 Muthoot Automotive (India) Private Limited
- 3 Muthoot Automobile Solutions Private Limited
- 4 Muthoot Capital Services Limited
- 5 Muthoot Motors Private Limited
- 6 Muthoot Risk Insurance and Broking Services Private Limited
- 7 Muthoot Pappachan Chits (India) Private Limited
- 8 Muthoot Exim Private Limited
- 9 Muthoot Kuries Private Limited
- 10 MPG Security Group Private Limited
- 11 Muthoot Estate Investments
- 12 Muthoot Motors (Cochin)
- 13 Muthoot Pappachan Foundation
- 14 M-Liga Sports Excellence Private Limited
- 15 Thinking Machine Media Private Limited
- 16 Muthoot Hotels Private Limited
- 17 Speckle Internet Solutions Private Limited

##### (D) Relatives of Key Management Personnel

- 1 Janamma Thomas
- 2 Nina George
- 3 Remmy Thomas
- 4 Thomas M John
- 5 Suzannah Muthoot
- 6 Hannah Muthoot
- 7 Tina Suzanne George
- 8 Ritu Elizabeth George
- 9 Shweta Ann George

**Related Party transactions during the year:**

Particulars	Key Management Personnel & Directors		Relatives of Key Management Personnel		Entities over which Key Management Personnel and their relatives are able to exercise significant influence		Subsidiaries	
	Year Ended 31st March 2023	Year Ended 31st March 2022	Year Ended 31st March 2023	Year Ended 31st March 2022	Year Ended 31st March 2023	Year Ended 31st March 2022	Year Ended 31st March 2023	Year Ended 31st March 2022
<b>Revenue</b>								
Auction of Gold Ornaments	-	-	-	-	2,644.20	6,104.86	-	-
Commission Received	-	-	-	-	1,309.19	1,189.86	518.80	350.45
Rent received	-	-	-	-	301.75	283.51	136.71	141.79
Revenue from Travel Services	1.54	1.59	0.40	-	47.81	10.10	26.64	16.88
Sale of Used Assets	-	-	-	-	-	0.03	-	-
Interest on ICD	-	-	-	-	44.49	-	-	-
Interest accrued on loans & advances	1,964.98	2,388.00	-	-	-	29.66	-	-
<b>Expense</b>								
Commission Paid	600.00	500.00	-	-	2.10	17.09	1.42	34.03
Interest paid	504.84	483.65	71.83	78.74	224.38	186.64	-	-
Hotel Service payments	-	-	-	-	28.16	28.31	-	-
Professional & Consultancy Charges	-	-	-	-	2,095.44	2,104.14	1,635.60	1,562.94
Purchase of Gold / Silver Coins	-	-	-	-	3.02	90.77	-	-
Reimbursement of Expenses	-	-	-	-	(32.67)	(20.32)	(20.82)	(15.76)
Rent paid	108.18	104.75	-	-	19.60	17.51	-	-
Remuneration Paid	6,008.79	5,039.60	52.37	41.00	-	-	-	-
Annuity Insurance	203.60	-	-	-	-	-	-	-
Sitting Fee paid	13.75	13.50	-	-	-	-	-	-
Eswarna payments	-	-	-	-	63.34	-	-	-
Repairs and maintenance	-	-	-	-	4.73	1.89	-	-
<b>Asset</b>								
Advance for CSR Activities	-	-	-	-	462.97	298.37	-	-
Investment made in Equity	-	-	-	-	-	200.00	-	-
Loan repayments received	(19,900.00)	-	-	-	-	(290.00)	-	-
Loans Advanced	15,000.00	-	-	-	-	-	-	-
ICD advanced	-	-	-	-	7,000.00	-	-	-
ICD repaid	-	-	-	-	(7,000.00)	-	-	-
Purchase of shares of MML	18,608.52	-	4,616.48	-	-	-	-	-
Refund received against advance for property	(1,588.53)	-	(133.87)	-	(5,277.60)	(3,000.00)	-	-
Purchase of Vehicle	-	-	-	-	-	10.74	-	-
<b>Liability</b>								
Advance received towards Owners share	-	-	-	-	600.00	432.15	-	-
Inv-Debt Instruments	-	-	0.50	0.50	-	1.00	-	-
Redemption of Inv-Debt Securities	-	-	(155.00)	(1.14)	(24.99)	-	-	-
Security Deposit Accepted	-	-	-	-	87.36	140.00	0.91	1.37
Security Deposit Repaid	-	-	-	-	(70.95)	(167.13)	(4.41)	(1.42)
Dividend Paid	1,170.97	10,036.91	180.80	1,549.71	4.17	35.72	-	-

**Balance outstanding as at the year end:**

Particulars	Key Management Personnel		Relatives of Key Management Personnel		Entities over which Key Management Personnel and their relatives are able to exercise significant influence		Subsidiaries	
	Year Ended 31st March 2023	Year Ended 31st March 2022	Year Ended 31st March 2023	Year Ended 31st March 2022	Year Ended 31st March 2023	Year Ended 31st March 2022	Year Ended 31st March 2023	Year Ended 31st March 2022
<b>Asset</b>								
Advance for CSR Activities	-	-	-	-	10.71	8.05	-	-
Advance for Property/Shares	-	1,588.53	-	133.87	19,000.17	24,277.77	-	-
Advance receivable towards Owners share	-	-	-	-	2,859.42	903.13	-	-
Commission Receivable	-	-	-	-	127.19	68.99	45.33	40.10
Expense Reimbursements Receivable	-	-	-	-	1.09	1.48	1.47	0.88
Interest on Loan Receivable	774.25	61.55	-	-	-	-	-	-
Loans Advanced	15,000.00	19,900.00	-	-	-	-	-	-
Rent Receivable	-	-	-	-	14.33	12.40	11.95	2.92
Travel Service Receivables	1.99	0.79	-	-	7.90	4.06	4.59	1.51
Investment-Equity Outstanding	-	-	-	-	217.00	217.00	49,740.45	26,515.45
<b>Liability</b>								
Collection balance payable	-	-	-	-	-	0.22	-	-
Commission Payable	-	-	-	-	0.04	0.27	0.07	0.46
Interest Payable	-	2.58	6.44	54.22	12.85	6.40	-	-
Rent Payable	-	0.23	-	-	1.77	0.92	-	-
Inv-Debt Instruments	395.00	267.30	305.55	332.33	159.66	107.53	-	-
PDI outstanding	4,045.00	3,845.00	390.00	355.00	2,793.00	1,025.00	-	-
Professional & Consultancy Charges payable	-	-	-	-	0.88	0.12	20.90	-
Security Deposit received	-	-	-	-	47.57	30.50	43.48	46.97
Other Payable	-	-	-	-	0.27	3.99	-	-

**Note**

a) Related parties have been identified on the basis of the declaration received by the management and other records available.

**Compensation of key management personnel of the Company:**

Key management personnel are those individuals who have the authority and responsibility for planning and exercising power to directly or indirectly control the activities of the Company and its employees. The Company considers the members of the Board of Directors which include independent directors (and its sub-committees) to be key management personnel for the purposes of IND AS 24 Related Party Disclosures.

Particulars	Year Ended 31st March 2023	Year Ended 31st March 2022
Short-term employee benefits	6,022.54	5,053.10
Post-employment benefits	203.60	-
<b>Total compensation paid to key managerial personnel</b>	<b>6,226.14</b>	<b>5,053.10</b>

## MUTHOOT FINCORP LIMITED

Notes to standalone financial statements for the year ended March 31, 2023

(Rupees in lakhs, except for share data and unless otherwise stated)

### 40 Capital

#### Capital Management

The primary objective of the Company's capital management policy is to ensure that the Company complies with externally imposed capital requirements and maintains healthy credit ratings and capital ratios in order to support its business and to maximize shareholder value.

Being an NBFC-SI, the RBI requires the Company to maintain a minimum capital to risk weighted assets ratio ("CRAR") consisting of a minimum Tier I Capital of 12% and a combined Tier I & Tier II Capital of 15% of our aggregate risk weighted assets. The capital management process of the Company ensures to maintain a healthy CRAR at all the times. The Company has issued perpetual debt instruments aggregating to INR 10,000 (March 31, 2022 - INR 13,500) during the year and had issued cumulative compulsorily convertible preference shares aggregating to INR 15,000 during the previous year ended March 31, 2022 thereby strengthening the regulatory capital levels.

<b>Regulatory capital</b>	<b>As at 31st March 2023</b>	<b>As at 31st March 2022</b>
Tier I Capital	3,06,097	2,69,746
Tier II Capital	90,219	85,992
<b>Total capital</b>	<b>3,96,316</b>	<b>3,55,738</b>
<b>Risk weighted assets</b>	<b>18,57,078</b>	<b>18,31,579</b>
<b>CRAR</b>		
Tier I Capital (%)	16.48%	14.73%
Tier II Capital (%)	4.86%	4.69%

Tier I Capital comprises of share capital, share premium, reserves, retained earnings including current year profits, cumulative compulsorily convertible preference shares and perpetual debt instruments subject to permissible limits. Certain adjustments are made to Ind AS-based results and reserves, in order to ensure compliance with the directions of the Reserve Bank of India. Tier II Capital consists primarily of Subordinated Debt Instruments, subject to permissible limits as per the directions of the Reserve Bank of India and PDI in excess of 15% of Tier I Capital of the Company as at the previous year.

<This section has been intentionally left blank>

## MUTHOOT FINCORP LIMITED

Notes to standalone financial statements for the year ended March 31, 2023

(Rupees in lakhs, except for share data and unless otherwise stated)

### 41 Fair Value Measurement

Fair value is the price that would be received to sell an asset or paid to transfer a liability in an orderly transaction in the principal (or most advantageous) market at the measurement date under current market conditions (i.e., an exit price), regardless of whether that price is directly observable or estimated using a valuation technique. In order to show how fair values have been derived, financial instruments are classified based on a hierarchy of valuation techniques.

#### Fair Value Hierarchy of assets and liabilities

The following table shows an analysis of financial instruments recorded at fair value by level of the fair value hierarchy as at March 31, 2023:

Particulars	At FVTPL			
	Level-1	Level-2	Level-3	Total
<b>Financial Assets</b>				
Inv-JM Financial India Fund II	236.50	-	-	236.50
Inv-Strugence Debt Fund	997.61	-	-	997.61
Inv-BPEA India Credit - Trust II	168.86	-	-	168.86
<b>Financial Liabilities</b>				
Cumulative Compulsorily Convertible Preference Shares (CCCPs)	-	-	15,732.00	15,732.00

Particulars	At FVTOCI			
	Level-1	Level-2	Level-3	Total
Inv-Muthoot Microfin Limited	-	1,66,298.57	-	1,66,298.57
Inv-Muthoot Pappachan Chits Private Limited	-	14.94	-	14.94
Inv-Avenues India Private Limited	-	479.10	-	479.10
Inv-Fair Asset Technologies (P) Limited	-	720.64	-	720.64
Inv-Equity Shares (DP account with Motilal Oswal)	1,690.38	-	-	1,690.38
Inv-PMS - Motilal Oswal	231.12	-	-	231.12
Inv-The Thinking Machine Media Private Limited	-	9.00	-	9.00
Inv-Speckle Internet Solutions Private Limited	-	42.86	-	42.86

The following table shows an analysis of financial instruments recorded at fair value by level of the fair value hierarchy as at March 31, 2022:

Particulars	At FVTPL			
	Level-1	Level-2	Level-3	Total
<b>Financial Assets</b>				
Inv-JM Financial India Fund II	156.37	-	-	156.37
Inv-Strugence Debt Fund	997.48	-	-	997.48
Inv-BPEA India Credit - Trust II	514.24	-	-	514.24
<b>Financial Liabilities</b>				
Cumulative Compulsorily Convertible Preference Shares (CCCPs)	-	-	15,213.00	15,213.00

Particulars	At FVTOCI			
	Level-1	Level-2	Level-3	Total
Inv-Muthoot Microfin Limited	-	1,42,977.72	-	1,42,977.72
Inv-Muthoot Pappachan Chits Private Limited	-	15.14	-	15.14
Inv-Avenues India Private Limited	-	477.67	-	477.67
Inv-Fair Asset Technologies (P) Limited	-	719.85	-	719.85
Inv-Equity Shares (DP account with Motilal Oswal)	1,646.32	-	-	1,646.32
Inv-PMS - Motilal Oswal	465.24	-	-	465.24
Inv-The Thinking Machine Media Private Limited	-	9.00	-	9.00
Inv-Speckle Internet Solutions Private Limited	-	198.10	-	198.10

#### Fair value technique

##### Investment at fair value through profit and loss

For investment at fair value through profit and loss, valuation are done using quoted prices from active markets or on published Net Asset Values of the investment at the measurement date or at the nearest available date.

#### Equity instruments

The equity instruments which are actively traded on public stock exchanges with readily available active prices on a regular basis are classified as Level 1. Units held in mutual funds are measured based on their published net asset value (NAV), taking into account redemption and/or other restrictions are generally Level 1. Equity instruments in non-listed entities are initially recognised at transaction price and re-measured as per fair valuation report and valued as at the measurement date or at the nearest available date has been classified as Level 2.

#### Financial Liabilities with significant unobservable inputs (Level 3)

This level of hierarchy includes financial liabilities measured using inputs that are not based on observable market data (unobservable inputs). Fair values are determined in whole or in part, using a valuation model based on assumptions that are neither supported by prices from observable current market transactions in the same instrument nor are they based on available market data, this level of hierarchy includes cumulative compulsory convertible preference shares.

The fair value of the CCCPS is measured using the Monte Carlo Simulation technique. The Monte Carlo Simulation Method is one where a risk-neutral framework is used to simulate a range of simulated values, representing all the potential paths a variable could move over the period of the simulation. The inputs to this model are taken from observable market where possible, but where this is not feasible, a degree of judgement is exercised in establishing fair values. Changes in assumptions about these factors could affect the reported fair value of financial instruments.

Significant unobservable inputs	As at March 31, 2023		As at March 31, 2022	
	Increase by 1%	Decrease by 1%	Increase by 1%	Decrease by 1%
Discount Rate of CCCPS Conversion Feature	(544.00)	564.72	(511.25)	531.08
Discount for Lack of Marketability	(242.03)	242.03	(234.05)	234.05

#### Movements in Level 3 financial instruments measured at fair value

Particulars	As at 31st March 2023	As at 31st March 2022
<b>Financial liability measured at FVTPL</b>		
<b>Cumulative Compulsorily Convertible Preference Shares (CCCPS)</b>		
Opening Balance	15,213.00	15,000.00
Issued during the year	-	-
Converted during the year	-	-
Change in fair value	519.00	213.00
<b>Closing balance</b>	<b>15,732.00</b>	<b>15,213.00</b>

**Fair value of financial instruments not measured at fair value**

Set out below is a comparison, by class, of the carrying amounts and fair values of the Company's financial instruments that are not carried at fair value in the financial statements. This table does not include the fair values of non-financial assets and non-financial liabilities.

Particulars	Level	Carrying Value		Fair Value	
		As at 31st March 2023	As at 31st March 2022	As at 31st March 2023	As at 31st March 2022
<b>Financial assets</b>					
Cash and cash equivalents	1	2,52,361.58	2,35,980.59	2,52,361.58	2,35,980.59
Bank Balance other than above	1	17,001.25	11,089.14	17,001.25	11,089.14
Trade receivables	3	3,133.15	2,630.50	3,133.15	2,630.50
Loans	3	17,25,053.20	17,01,520.88	17,25,053.20	17,01,520.88
Investments	3	15,781.93	15,781.93	15,781.93	15,781.93
Other Financial assets	3	14,485.70	13,049.87	14,485.70	13,049.87
<b>Financial assets</b>		<b>20,27,816.81</b>	<b>19,80,052.90</b>	<b>20,27,816.81</b>	<b>19,80,052.90</b>
<b>Financial Liabilities</b>					
Trade Payable	3	4,014.97	4,782.30	4,014.97	4,782.30
Debt securities	3	3,04,642.97	3,79,379.03	3,04,642.97	3,79,379.03
Borrowings (other than debt securities)	3	12,49,815.81	11,53,567.02	12,49,815.81	11,53,567.02
Lease Liability	3	88,965.01	64,656.45	88,965.01	64,656.45
Subordinated liabilities	3	2,27,858.69	2,38,526.64	2,27,858.69	2,38,526.64
Other financial liabilities	3	58,878.16	61,040.36	58,878.16	61,040.36
<b>Financial Liabilities</b>		<b>19,34,175.60</b>	<b>19,01,951.80</b>	<b>19,34,175.60</b>	<b>19,01,951.80</b>

**Valuation techniques****Short-term financial assets and liabilities**

For financial assets and financial liabilities that have a short-term maturity (less than twelve months), the carrying amounts, which are net of impairment, are a reasonable approximation of their fair value. Such instruments include: cash and balances, trade receivables, balances other than cash and cash equivalents and trade payables without a specific maturity. Such amounts have been classified as Level 3 on the basis that no adjustments have been made to the balances in the balance sheet.

**Loans and advances to customers**

The fair values of loans and receivables are estimated by discounted cash flow models that incorporate assumptions for credit risks, probability of default and loss given default estimates. Since comparable data is not available, credit risk is derived using historical experience, management view and other information used in its collective impairment models.

Fair values of portfolios are calculated using a portfolio-based approach, grouping loans as far as possible into homogenous groups based on similar characteristics ie, type of loan. The Company then calculates and extrapolates the fair value to the entire portfolio using effective interest rate model that incorporate interest rate estimates considering all significant characteristics of the loans. The credit risk is applied as a top-side adjustment based on the collective impairment model incorporating probability of defaults and loss given defaults. Hence, the carrying amount of such financial assets at amortised cost net of impairment loss allowance is of reasonable approximation of their fair value.

**Financial liability at amortised cost**

The fair values of financial liability held-to-maturity are estimated using a effective interest rate model based on contractual cash flows using actual yields. Since the cost of borrowing on the reporting date is not expected to be significantly different from the actual yield considered under effective interest rate model, the carrying value of financial liabilities at amortised cost is considered a reasonable approximation of their fair value.

**42 Segment Reporting**

In accordance with Para 4 of IND AS 108, Operating Segments, segment information has been presented in the consolidated financial statements of Muthoot FinCorp Limited and therefore, no separate disclosure has been given in standalone financial statement.

## MUTHOOT FINCORP LIMITED

Notes to standalone financial statements for the year ended March 31, 2023

(Rupees in lakhs, except for share data and unless otherwise stated)

### 43. Risk Management

The Company's principal financial liabilities comprise borrowings and trade and other payables. The main purpose of these financial liabilities is to finance and support the company's operations. The Company's principal financial assets include loans, investments, cash and cash equivalents and other receivables that derive directly from its operations.

As a financial lending institution, Company is exposed to various risks that are related to lending business and operating environment. The principal objective in Company's risk management processes is to measure and monitor the various risks that Company is subject to and to follow policies and procedures to address such risks.

The Company's Risk Management Committee of the Board of Directors constituted in accordance with the RBI rules has overall responsibility for overseeing the implementation of the Risk Management Policy. The committee meets quarterly to review the Risk Management practices and working of the Risk Management Department. The committee is chaired by an Independent Director. The Risk Management department periodically places its report to the committee for review. The committee's suggestions for improving the Risk Management Practices are implemented by the Risk Management department.

The Company has implemented comprehensive policies and procedures to assess, monitor and manage risk throughout the Group. The risk management process is continuously reviewed, improved and adapted in the changing risk scenario and the agility of the risk management process is monitored and reviewed for its appropriateness in the changing risk landscape. The process of continuous evaluation of risks includes taking stock of the risk landscape on an event-driven basis. The Company has an elaborate process for risk management. Major risks identified by the businesses and functions are systematically addressed through mitigating actions on a continuing basis.

The major type of risk Company faces in business are credit risk, liquidity risk, market risk and operational risk.

#### D) Credit Risk

Credit Risk arises from the risk of loss that may occur from the default of Company's customers under loan agreements. Customer defaults and inadequate collateral may lead to loan losses.

The Company addresses credit risk through following major processes:

- Standardize the process of identifying new risks and designing appropriate controls for these risks
- Minimize losses due to defaults or untimely payments by borrowers
- Maintain an appropriate credit administration and loan review system
- Establish metrics for portfolio appraisal and monitoring
- Design appropriate credit risk mitigation techniques

#### A) Impairment Assessment

The Company is primarily engaged in the business of providing gold and SME loans. Whereas tenure of gold loans primarily range from 6 to 12 months, tenure of SME loans and loans against property range from 3 months to 180 months.

The Company's impairment assessment and measurement approach is set out in this note. It should be read in conjunction with the summary of significant accounting policies.

#### Definition of default and cure

The Company considers a financial instrument defaulted and therefore Stage 3 (credit-impaired) for ECL calculations in all cases when the borrower becomes 90 days past due on its contractual payments.

As a part of a qualitative assessment of whether a customer is in default, the Company also considers a variety of instances that may indicate unlikeliness to pay. When such events occur, the Company carefully considers whether the event should result in treating the customer as defaulted and therefore assessed as Stage 3 for ECL calculations.

The Company has considered a financial instrument as 'cured' and therefore re-classified out of Stage 3 during the year only once the entire dues have been received.

Company's internal credit rating grades and staging criteria for loans are as follows:

Rating	Loans Days past due (DPD)	Stages
High grade	Not yet due	Stage I
Standard grade	1-30 DPD	Stage I
Sub-standard grade	31-60 DPD	Stage II
Past due but not impaired	61-89 DPD	Stage II
Individually impaired	90 DPD or More	Stage III



**Exposure at Default (EAD)**

The outstanding balance as at the reporting date is considered as EAD by the company.

**Probability of default (PD)**

The Probability of Default is an estimate of the likelihood of default over a given time horizon. To calculate the ECL for a Stage 1 loan, the Company assesses the possible default events within 12 months for the calculation of the 12 month ECL. For Stage 2 and Stage 3 financial assets, the exposure at default is considered for events over the lifetime of the instruments. The Company uses historical information where available to determine PD. Considering the different products, schemes, ticket size, loan to value and geographies, the Company has bifurcated its loan portfolio into various pools. PD is calculated using Incremental NPA approach considering fresh slippage using historical information.

Based on its review of macro-economic developments and economic outlook, the Company has assessed that no adjustment is required for temporary overlays to determine qualitative impact on its PD.

**Loss Given Default (LGD)**

The Loss Given Default is an estimate of the loss arising in the case where a default occurs at a given time. It is based on the difference between the contractual cash flows due and those that the Company expects to receive. LGD rates for Gold Loans have been computed internally based on the discounted recoveries in NPA accounts that are closed/ auctioned and upgraded during the year. For other loans, LGD rates have been arrived at guided by the Foundational Internal Ratings Based approach (FIRB) norms.

When estimating ECLs on a collective basis for a group of similar assets, the Company applies the same principles for assessing whether there has been a significant increase in credit risk since initial recognition.

**Significant Increase in credit risk**

The internal rating model evaluates the loans on an ongoing basis. The rating model also assesses if there has been a significant increase in credit risk since the previously assigned risk grade. One key factor that indicates significant increase in credit risk is when contractual payments are more than 30 days past due.

**II) Liquidity risk****Asset Liability Management (ALM)**

Liquidity risk is the risk of being unable to raise necessary funds from the market at optimal cost to meet operational and debt servicing requirements. The purpose of liquidity management is to ensure sufficient cash flow to meet all financial commitments and to capitalise on opportunities for business expansion. Board of Directors will have overall responsibility of monitoring, supervision and control of the Asset Liability Management (ALM) mechanism. Board will have a sub-committee of Directors (ALM Committee) to review the ALM position of the Company on at least half yearly intervals. An Asset Liability Committee (ALCO) consisting of senior executives of the Company including the Managing Director shall be responsible for the day to day as well as periodic monitoring and control of Asset Liability management. Our treasury team sources funds from multiple sources, including from banks, financial institutions, capital & retail markets to maintain a healthy mix of sources. The treasury team is responsible for diversifying fund raising sources, managing interest rate risks and maintaining a strong relationship with banks, financial institutions, mutual funds, insurance companies, other domestic and foreign financial institutions and rating agencies to ensure the liquidity risk is well addressed.

The table below shows the maturity pattern of the assets and liabilities:

**Maturity pattern of assets and liabilities as on 31st March 2023:**

Particulars	Up to 1 month	1 to 2 months	2 to 3 months	3 to 6 months	6 months to 1 year	1 to 3 years	3 to 5 years	Over 5 years	Total
Cash and cash equivalents	2,27,802.11	19,512.58	1,427.90	-	3,619.00	-	-	-	2,52,361.58
Bank Balance other than (a) above	7,006.88	-	-	2,631.51	7,362.86	-	-	-	17,001.25
Receivables	927.34	35.83	35.83	107.49	214.98	1,811.69	-	-	3,133.15
Loans	2,50,236.70	1,04,093.49	1,36,409.60	6,01,793.91	5,79,151.52	16,723.45	1,571.06	35,073.47	17,25,053.20
Investments	1,921.50	-	-	-	997.61	168.86	-	1,83,583.53	1,86,671.51
Other Financial assets	9,328.70	99.23	59.69	160.25	968.31	1,015.66	707.57	2,146.27	14,485.70
<b>Total</b>	<b>4,97,223.23</b>	<b>1,23,741.13</b>	<b>1,37,933.02</b>	<b>6,04,693.16</b>	<b>5,92,314.29</b>	<b>19,719.66</b>	<b>2,278.63</b>	<b>2,20,803.28</b>	<b>21,98,706.39</b>
Payables	4,014.97	-	-	-	-	-	-	-	4,014.97
Debt Securities	22,409.62	9,996.89	8,445.98	33,281.80	63,348.31	1,09,209.32	44,243.12	13,707.93	3,04,642.97
Borrowings (other than Debt Securities)	2,34,555.05	40,678.22	1,12,994.26	1,14,244.01	4,82,413.91	2,38,293.05	26,637.31	-	12,49,815.81
Subordinated Liabilities	5,889.30	4,040.52	3,174.20	9,075.22	25,596.41	41,934.45	45,729.27	92,419.32	2,27,858.69
Other Financial liabilities	14,766.93	1,215.26	952.67	4,049.22	12,498.72	30,030.44	8,363.83	2,733.08	74,610.16
<b>Total</b>	<b>2,81,635.86</b>	<b>55,930.89</b>	<b>1,25,567.12</b>	<b>1,60,650.25</b>	<b>5,83,857.34</b>	<b>4,19,467.26</b>	<b>1,24,973.54</b>	<b>1,08,860.33</b>	<b>18,60,942.59</b>

**Maturity pattern of assets and liabilities as on 31st March 2022:**

Particulars	Up to 1 month	1 to 2 months	2 to 3 months	3 to 6 months	6 months to 1 year	1 to 3 years	3 to 5 years	Over 5 years	Total
Cash and cash equivalents	2,28,837.43	2,405.67	1,080.48	-	3,657.00	-	-	-	2,35,980.59
Bank Balance other than (a) above	6,769.42	-	-	3,051.13	1,268.58	-	-	-	11,089.14
Receivables	2,630.50	-	-	-	-	-	-	-	2,630.50
Loans	3,04,798.95	79,406.84	97,001.38	5,72,922.41	6,16,234.92	2,805.44	199.48	28,151.47	17,01,520.88
Investments	2,111.56	-	-	-	-	1,511.72	-	1,60,335.78	1,63,959.06
Other Financial assets	2,537.22	302.79	130.89	399.82	868.31	4,339.28	481.18	3,990.39	13,049.87
<b>Total</b>	<b>5,47,685.08</b>	<b>82,115.29</b>	<b>98,212.75</b>	<b>5,76,373.36</b>	<b>6,22,028.82</b>	<b>8,656.43</b>	<b>680.66</b>	<b>1,92,477.64</b>	<b>21,28,230.04</b>
Payables	4,782.30	-	-	-	-	-	-	-	4,782.30
Debt Securities	19,906.66	12,441.67	14,930.00	21,332.73	74,411.11	1,79,134.38	44,745.81	12,476.68	3,79,379.03
Borrowings (other than Debt Securities)	48,093.11	28,674.09	36,758.57	1,36,876.14	6,80,513.38	2,12,248.92	10,402.81	-	11,53,567.02
Subordinated Liabilities	2,673.70	2,746.57	2,088.25	8,396.96	27,591.58	74,996.73	40,621.54	79,411.31	2,38,526.64
Other Financial liabilities	6,149.11	2,010.39	1,820.61	5,765.66	21,739.18	31,179.65	5,991.94	1,596.82	76,253.36
<b>Total</b>	<b>81,604.90</b>	<b>45,872.71</b>	<b>55,597.42</b>	<b>1,72,371.50</b>	<b>8,04,255.24</b>	<b>4,97,559.68</b>	<b>1,01,762.09</b>	<b>93,484.81</b>	<b>18,52,508.35</b>

**III) Market risk**

Market Risk is the risk that the fair value or the future cash flows of a financial instrument will fluctuate because of changes in market factor. Such changes in the values of financial instruments may result from changes in the interest rates and other market changes. The Company is exposed to three types of market risk as follows:

**a) Interest rate risk**

Interest rate risk is the risk that the future cash flows of a financial instrument will fluctuate because of changes in market interest rates. The Company is subject to interest rate risk, principally because we lend to clients at fixed interest rates and for periods that may differ from our funding sources, while our borrowings are at both fixed and variable interest rates for different periods. We assess and manage our interest rate risk by managing our assets and liabilities. Our Asset Liability Management Committee evaluates asset liability management, and ensures that all significant mismatches, if any, are being managed appropriately.

The following table demonstrates the sensitivity to a reasonably possible change in the interest rates on the portion of borrowings affected. With all other variables held constant, the profit before taxes affected through the impact on floating rate borrowings is as follows:

Particulars	March 31, 2023	March 31, 2022
<b>On Borrowings</b>		
1% increase	(17,768.95)	(17,782.04)
1% decrease	17,768.95	17,782.04

**b) Price risk**

Equity price risk is the risk that the fair value of equities decreases as the result of changes in level of equity indices and individual stocks. The trading and non-trading equity price risk exposure arises from equity securities classified as FVOCI". A 10% increase/(decrease) in the equity price (traded and non-traded) would have the impact as follows:

Particulars	Increase/(Decrease) in percentage	Sensitivity of profit or loss	Sensitivity of Other Comprehensive Income
As at 31st March 2023	10/(10)	140.30 / (140.30)	18,428.10 / (18,428.10)
As at 31st March 2022	10/(10)	166.81 / (166.81)	16,130.37 / (16,130.37)

A sudden fall in the gold price can result in increased customers defaults where the loan amount and interest exceeds the market value of gold, though the sentimental value of the gold jewellery to the customers may induce repayment and redemption of the collateral. This risk is partly mitigated by the fact that a minimum 25% margin is retained on the value of gold jewellery for the purpose of calculation of the loan amount. Further, the gold jewellery collateral is appraised solely based on the weight of its gold content, excluding weight and value of the stone studded in the jewellery if any. Though an occasional decrease in gold prices will not increase price risk significantly on account of our adequate collateral security margins, a sustained decrease in the market price of gold can additionally cause a decrease in the size of our loan portfolio and our interest income.

**c) Prepayment risk**

Prepayment risk is the risk that the Company will incur a financial loss because its customers and counterparties repay or request repayment earlier or later than expected.

**Operational and business risk**

Operational risk is the risk of loss arising from systems failure, human error, fraud or external events. When controls fail to operate effectively, operational risks can cause damage to reputation, have legal or regulatory implications, or lead to financial loss. The Company cannot expect to eliminate all operational risks, but it endeavours to manage these risks through a control framework and by monitoring and responding to potential risks. Controls include effective segregation of duties, access, authorisation and reconciliation procedures, staff education and assessment processes, such as the use of internal audit.

## MUTHOOT FINCORP LIMITED

Notes to standalone financial statements for the year ended March 31, 2023

(Rupees in lakhs, except for share data and unless otherwise stated)

### 44 Employee Stock Option Plan and Stock Appreciation Plan

The Company has launched MFL Employee Stock Option Schemes and MFL Employee Stock Appreciation Right Schemes during the year with an objective to reward employees for their association with the Company, their performance as well as to attract, retain and motivate employees to contribute to the growth and profitability of the Company.

#### 44.1. Employee Stock Option Plan

(i) The particulars on the Stock Option Plan are as follows:

Scheme name	MFL Employee Stock Option Scheme 2018
Date of Shareholders Meeting, where approval to introduce and implement ESOP was granted	July 13, 2018
Date of Board Meeting where grant of options were approved	August 12, 2022
Date of grant	August 30, 2022
No. of employees to whom such options were granted	301
Number of options granted	8,64,566
Method of settlement	Equity
Vesting conditions	The actual vesting of options will depend on continuation to hold the services being provided to the Company at the time of exercise of options, performance based parameters and such other conditions as mentioned in the ESOP Scheme.
Vesting period	<b>For ESOP Scheme II &amp; IV, 2018</b> Option will be vested at the: End of year 1 from grant date : 20% End of year 2 from grant date : 30% End of year 3 from grant date : 50% <b>For ESOP Scheme V, 2018</b> Option will be vested at the: End of year 1 from grant date : 33.33% End of year 2 from grant date : 33.33% End of year 3 from grant date : 33.33%
Exercise Price (Amount in INR as per MFL ESOP Scheme 2018)	100.00
Exercise period	The options can be exercised over a period of 10 years from the date of grant.
Pricing Formula	As per valuation from a registered valuer

<This section has been intentionally left blank>

**(ii) Movement during the year in Options:**

Particulars	MFL ESOP 2018
No. of Options :	
Outstanding at the beginning of the year	-
Granted during the year	8,64,566
Vested during the year	-
Exercised during the year	-
Lapsed during the year	-
Cancelled during the year*	76,647
Outstanding at the end of year	7,87,919
Unvested at the end of year	7,87,919
Exercisable at the end of year	-

\* Due to employee separations post grant of option during the year

**(iii) The fair value of the options was estimated on the date of grant using the Black-Scholes model with the following significant assumptions:**

Particulars	MFL ESOP 2018
Weighted average option fair value (Amount in INR)	141
Exercise price (Amount in INR)	100.00
Expected volatility of share price (%) *	42.06% - 43.20%
Option Life (years)	5.51 to 6.51 years
Expected dividends yield (%)	-
Risk free interest rate (%)	7.07% to 7.12%

\*The expected volatility was determined based on historical volatility data of comparable peers whose are shares are listed

(iv) The total expense recognised for the period arising from MFL ESOP 2018 amounted to INR 355.14 and the carrying amount for the corresponding liabilities as at March 31, 2023 amounted to INR 355.14.

**44.2. Employee Stock Appreciation Plan****(i) The particulars on the Stock Appreciation Plan are as follows:**

Scheme name	MFL Employee SAR Scheme 2018
Date of Shareholders Meeting, where approval to introduce and implement SAR was granted	July 13, 2018
Date of Board Meeting where grant of SAR were approved	August 12, 2022
Date of grant	August 30, 2022
No. of employees to whom such SAR were granted	2,315
Number of SAR granted	12,42,793
Method of settlement	Cash
Vesting conditions	The actual vesting of SAR will depend on continuation to hold the services being provided to the Company at the time of exercise, performance based parameters and such other conditions as mentioned in the SAR Scheme.
Vesting period	<b>For SAR Scheme Scheme II &amp; III, 2018</b> SAR will be vested at the: End of year 1 from grant date : 20% End of year 2 from grant date : 30% End of year 3 from grant date : 50%
Exercise Price (Amount in INR as per MFL SAR Scheme 2018)	225.00
Pricing Formula	As per valuation from a registered valuer

**(ii) Movement during the year in SAR Options:**

Particulars	MFL SAR 2018
No. of SAR:	
Outstanding at the beginning of the year	-
Granted during the year	12,42,793
Vested during the year	-
Exercised during the year	-
Lapsed during the year	-
Cancelled during the year*	79,201
Outstanding at the end of year	11,63,592
Unvested at the end of year	11,63,592
Exercisable at the end of year	-

\* Due to employee separations post grant of option during the year

**(iii) The fair value of the options was estimated on the date of grant using the Black-Scholes model with the following significant assumptions:**

Particulars	MFL SAR 2018
Weighted average option fair value (Amount in INR)	74.18
Exercise price (Amount in INR)	225.00
Expected volatility of share price (%)*	26.97% - 34.30%
Option Life (years)	0.46 to 2.46 years
Expected dividends yield (%)	-
Risk free interest rate (%)	6.79% to 7.10%

\*The expected volatility was determined based on historical volatility data of comparable peers whose are shares are listed

(iv) The total expense recognised for the period arising from MFL SAR 2018 amounted to INR 230.95 and the carrying amount for the corresponding liabilities as at March 31, 2023 amounted to INR 230.95

<This section has been intentionally left blank>

**MUTHOOT FINCORP LIMITED**

Notes to standalone financial statements for the year ended March 31, 2023

(Rupees in lakhs, except for share data and unless otherwise stated)

**45 Disclosure pursuant to RBI Notification - RBI/2019-20/170 DOR (NBFC).CC.PD.No.109/22.10.106/2019-20 Dated 13 March 2020 - A comparison between provisions required under Income recognition, asset classification and provisioning (IRACP) and impairment allowances as per Ind AS 109 'Financial instruments'**

As at March 31, 2023

Asset classification as per RBI Norms	Asset classification as per Ind AS 109	Gross carrying amount as per Ind AS	Loss allowance (Provisions) as required under Ind AS 109	Net carrying amount	Provision required as per IRACP norms*	Difference between Ind AS 109 provision and IRACP norms
(1)	(2)	(3)	(4)	(5) = (3) - (4)	(6)	(7) = (4) - (6)
<b>(a) Performing Assets</b>						
Standard	Stage 1	16,16,329.75	9,006.98	16,07,322.77	6,474.19	2,532.78
	Stage 2	1,08,016.61	507.60	1,07,509.01	432.07	75.54
<b>Subtotal - Performing Assets</b>		<b>17,24,346.36</b>	<b>9,514.58</b>	<b>17,14,831.78</b>	<b>6,906.26</b>	<b>2,608.32</b>
<b>(b) Non-Performing Assets (NPA)</b>						
(i) Substandard	Stage 3	6,169.30	880.38	5,288.91	616.60	263.79
<b>(ii) Doubtful up to:</b>						
1 year	Stage 3	5,616.39	5,593.12	23.26	1,123.28	4,469.85
1 to 3 year	Stage 3	10,315.46	9,359.05	956.41	3,094.64	6,264.41
More than 3 years	Stage 3	10,443.88	6,491.05	3,952.83	5,221.94	1,269.11
<b>Subtotal (ii)</b>		<b>26,375.73</b>	<b>21,443.22</b>	<b>4,932.51</b>	<b>9,439.85</b>	<b>12,003.37</b>
(iii) Loss	Stage 3	4,616.11	4,616.11	-	4,616.11	-
<b>Subtotal - NPA</b>		<b>37,161.13</b>	<b>26,939.71</b>	<b>10,221.42</b>	<b>14,672.56</b>	<b>12,267.15</b>
<b>Total</b>						
<b>Total</b>	<b>Stage 1</b>	16,16,329.75	9,006.98	16,07,322.77	6,474.19	2,532.78
	<b>Stage 2</b>	1,08,016.61	507.60	1,07,509.01	432.07	75.54
	<b>Stage 3</b>	37,161.13	26,939.71	10,221.42	14,672.56	12,267.15
	<b>Total</b>	<b>17,61,507.49</b>	<b>36,454.29</b>	<b>17,25,053.20</b>	<b>21,578.82</b>	<b>14,875.47</b>

\*Computed on the value as per the IRACP norms.

As at March 31, 2022

Asset classification as per RBI Norms	Asset classification as per Ind AS 109	Gross carrying amount as per Ind AS	Loss allowance (Provisions) as required under Ind AS 109	Net carrying amount	Provision required as per IRACP norms*	Difference between Ind AS 109 provision and IRACP norms
(1)	(2)	(3)	(4)	(5) = (3) - (4)	(6)	(7) = (4) - (6)
<b>(a) Performing Assets</b>						
Standard	Stage 1	15,65,191.55	7,187.86	15,58,003.69	6,262.73	925.13
	Stage 2	1,17,162.63	835.83	1,16,326.81	468.65	367.17
<b>Subtotal - Performing Assets</b>		<b>16,82,354.18</b>	<b>8,023.69</b>	<b>16,74,330.49</b>	<b>6,731.38</b>	<b>1,292.31</b>
<b>(b) Non-Performing Assets (NPA)</b>						
(i) Substandard	Stage 3	21,789.26	3,339.05	18,450.21	2,172.38	1,166.67
<b>(ii) Doubtful up to:</b>						
1 year	Stage 3	8,119.30	4,902.87	3,216.42	1,623.86	3,279.01
1 to 3 year	Stage 3	4,045.13	2,592.46	1,452.67	1,213.54	1,378.92
More than 3 years	Stage 3	9,916.16	5,845.08	4,071.08	4,958.08	887.00
<b>Subtotal (ii)</b>		<b>22,080.59</b>	<b>13,340.41</b>	<b>8,740.18</b>	<b>7,795.48</b>	<b>5,544.93</b>
(iii) Loss	Stage 3	6,089.45	6,089.45	-	6,089.45	-
<b>Subtotal - NPA</b>		<b>49,959.29</b>	<b>22,768.90</b>	<b>27,190.39</b>	<b>16,057.30</b>	<b>6,711.60</b>
<b>Total</b>						
<b>Total</b>	<b>Stage 1</b>	15,65,191.55	7,187.86	15,58,003.69	6,262.73	925.13
	<b>Stage 2</b>	1,17,162.63	835.83	1,16,326.81	468.65	367.17
	<b>Stage 3</b>	49,959.29	22,768.90	27,190.39	16,057.30	6,711.60
	<b>Total</b>	<b>17,32,313.47</b>	<b>30,792.59</b>	<b>17,01,520.88</b>	<b>22,788.68</b>	<b>8,003.90</b>

\*Computed on the value as per the IRACP norms.

**Disclosures as per RBI notification no. DOR.No.BP.BC.63/21.04.048/2019-20 dated 17th April 2020 - COVID19 Regulatory Package - Asset Classification and Provisioning:**

The details of loans, where moratorium benefit was extended are as under:

Particulars	2022-23	2021-22
(i) Amount due in respect of overdue contracts where moratorium benefit was extended	-	-
(ii) Amount due on contracts where asset classification benefits was extended	-	378.88
(iii) Provision as per IRACP norms against (ii) cumulatively above up to June 2020	-	37.89
(iv) Provisions adjusted during the respective accounting periods against slippages and the residual provisions	-	134.62

#### 46 Additional Disclosures as Required by the Reserve Bank of India

##### (i) Frauds

During the year there have been certain instances of fraud on the Company by officers and employees where gold loan related misappropriations / cash embezzlements / burglaries have occurred for amounts aggregating to an amount of INR 664.83 (March 31, 2022 - INR 614.08) of which the Company has recovered INR 39.74 (March 31, 2022 - INR 61.94). The Company has taken insurance cover for such losses and has filed insurance claims in this regard. Further, the Company is in the process of recovering these amounts from the employees and taking legal actions, where applicable. The value of frauds and burglaries (net of recovery), has been fully provided for.

(ii) The Company extends loans to its customers against security of gold not exceeding 75% of the value of gold. Value of gold for this purpose is taken from the rates published by the Association of Gold Loan Companies (AGLOC). AGLOC publishes the value of gold based on the immediately preceding 30 days average price of 22 Carrot Gold published by Bombay Bullion Association. The Company holds 48.01 tonnes of Gold as at March 31, 2023 (March 31, 2022 - 54.03 tonnes). The loan amount provided against security of gold works out to 63.28% of the value of gold as on 31st March 2023 (As at 31st March 2022 - 65.79%).

(iii) The Company's Percentage of Gold Loan to Total Assets is 70.79% as at 31st March 2023 (As at 31st March 2022 - 73.17%).

(iv) In accordance with the relevant circulars issued by the Reserve Bank of India with respect to Micro, Small and Medium Enterprises (MSME) sector – Restructuring of Advances, the Company has restructured certain eligible MSME accounts.

Particulars	No. of accounts	Amount
FY 2022-23	0	-
FY 2021-22	1014	1,730.79

(v) The Company has neither transferred nor acquired any loans not in default / stressed loans to / from other entities during the years ended March 31, 2023 and March 31, 2022.

<This section has been intentionally left blank>



## MUTHOOT FINCORP LIMITED

Notes to standalone financial statements for the year ended March 31, 2023

(Rupees in lakhs, except for share data and unless otherwise stated)

### Note 46 contd.

(v) Disclosures required as per Reserve Bank of India Circular No RBI/2019-20/88/DOR.NBFC (PD) CC. No. 102/03.10.001/2019-20 dated November 04, 2019

(i) Funding concentration based on significant counterparty (both deposits and borrowings):

Particulars	No. of significant counterparties	Amount	% of Total Deposits	% of Total Liabilities*
As at March 31, 2023	17	11,89,567.73	N.A.	60.06%
As at March 31, 2022	16	10,84,415.84		55.74%

\* Total Liabilities excludes Equity and Other Equity

(ii) Top 20 large deposits:

The Company does not accept Deposits

(iii) Top 10 borrowings:

Particulars	Amount	% of Total Borrowings
As at March 31, 2023	9,96,442.96	55.91%
As at March 31, 2022	9,29,928.46	52.49%

(iv) Funding concentration based on significant instrument / product:

Particulars	As at March 31, 2023		As at March 31, 2022	
	Amount	% of Total Liabilities*	Amount	% of Total Liabilities*
Working Capital Demand Loan	7,46,415.46	37.69%	7,28,350.96	37.44%
Working Capital (Term) Loan	5,03,400.35	25.42%	4,25,216.06	21.86%
Secured NCD	3,04,642.97	15.38%	3,79,379.03	19.50%
Subordinated Debt	1,79,745.30	9.08%	2,00,107.40	10.29%
Perpetual Debt Instrument	48,113.39	2.43%	38,419.24	1.97%
<b>Total</b>	<b>17,82,317.46</b>	<b>89.99%</b>	<b>17,71,472.68</b>	<b>91.06%</b>

\* Total Liabilities excludes Equity and Other Equity

(v) Stock Ratios:

(i) Commercial papers as a % of total public funds, total liabilities and total assets:

Particulars	As at March 31, 2023	As at March 31, 2022
Total Public Funds	-	-
Total Liabilities	-	-
Total Assets	-	-

(ii) Non-convertible debentures (original maturity of less than one year) as a % of total public funds, total liabilities and total assets:

Particulars	As at March 31, 2023	As at March 31, 2022
Total Public Funds	7.71%	8.07%
Total Liabilities	6.94%	7.35%
Total Assets	5.80%	6.24%

a) Public Funds include Debt Securities, Borrowings (other than debt securities) and Subordinated Liabilities

b) Total Liabilities excludes Equity and Other Equity

(iii) Other short-term liabilities, if any as a % of total public funds, total liabilities and total assets:

Particulars	As at March 31, 2023	As at March 31, 2022
Total Public Funds	61.35%	57.95%
Total Liabilities	55.21%	52.77%
Total Assets	46.14%	44.82%

a) Other Short Term Liabilities include all liabilities maturing within 12 months (excluding Commercial Paper & Non-Convertible Debentures)

(iv) Institutional set-up for liquidity risk management

The Asset - Liability Committee (ALCO) constituted by the Board is responsible for ensuring proper liquidity risk management and adherence to the limits set by the regulator and the Board as well as for deciding the business strategies of the company in line with the company's budget and decided risk management objectives. The ALCO consists of the Managing Director as Chairman of the Committee and includes the Executive Director & CFO, Chief Risk Officer, Head – Finance, Head - Treasury and Head-Internal Audit & Quality Assurance.

The ALM Support Groups are responsible for analysing, monitoring and reporting the risk profiles to the ALCO. The company also prepares forecasts / simulations showing the effects of various possible changes in market conditions on the Company's position and recommends action needed to adhere to limits prescribed by the regulator as well as Company's internal limits with regard to liquidity risks. The ALCO meets once every month or as and when required and reviews the position of liquidity and other market risks. Breaches or critical issues are put up to the risk management committee of the Board.

(vi) Liquidity Coverage Ratio Disclosure

Particulars	As at March 31, 2023		As at December 31, 2022	
	Total Unweighted Value	Total Weighted Value	Total Unweighted Value	Total Weighted Value
<b>High Quality Liquid Assets</b>				
Total High Quality Liquid Assets (HQLA)	94,783.42	94,783.42	1,36,339.34	1,36,339.34
<b>Cash Outflows</b>				
Deposits (for deposit taking companies)	-	-	-	-
Unsecured wholesale funding	5,438.02	6,253.72	4,026.91	4,630.95
Secured wholesale funding	32,809.71	37,731.17	24,575.84	28,262.22
Additional requirements, of which:				
Outflows related to derivative exposures and other collateral requirements	-	-	-	-
Outflows related to loss of funding on debt products	-	-	-	-
Credit and liquidity facilities	1,22,697.07	1,41,101.63	1,86,380.46	2,14,337.53
Other contractual funding obligations	12,085.16	13,897.93	7,917.69	9,105.34
Other contingent funding obligations	-	-	-	-
<b>TOTAL CASH OUTFLOWS</b>	<b>1,73,029.96</b>	<b>1,98,984.45</b>	<b>2,22,900.91</b>	<b>2,56,336.04</b>

Particulars	As at March 31, 2023		As at December 31, 2022	
	Total Unweighted Value	Total Weighted Value	Total Unweighted Value	Total Weighted Value
<b>Cash Inflows</b>				
Secured lending	1,53,836.33	1,15,377.25	89,823.67	67,367.75
Inflows from fully performing exposures	2,68,478.88	2,01,359.16	2,69,486.49	2,02,114.87
Other cash inflows	2,335.63	1,751.72	22,598.33	16,948.75
<b>TOTAL CASH INFLOWS</b>	<b>4,24,650.84</b>	<b>3,18,488.13</b>	<b>3,81,908.49</b>	<b>2,86,431.37</b>
<b>TOTAL HQLA</b>		<b>94,783.42</b>		<b>1,36,339.34</b>
<b>TOTAL NET CASH OUTFLOWS (Weighted value of Total Cash Outflows - Minimum of (Weighted value of Total Cash Inflows, 75% of Weighted value of Total Cash Outflows))</b>		<b>49,746.11</b>		<b>64,084.01</b>
<b>LIQUIDITY COVERAGE RATIO (%)</b>		<b>190.53%</b>		<b>212.75%</b>

Particulars	As at September 30, 2022		As at June 30, 2022	
	Total Unweighted Value	Total Weighted Value	Total Unweighted Value	Total Weighted Value
<b>High Quality Liquid Assets</b>				
Total High Quality Liquid Assets (HQLA)	1,45,780.58	1,45,780.58	1,34,239.24	1,34,239.24
<b>Cash Outflows</b>				
Deposits (for deposit taking companies)	-	-	-	-
Unsecured wholesale funding	3,210.60	3,692.19	2,116.81	2,434.33
Secured wholesale funding	48,363.96	55,618.55	7,485.70	8,608.55
Additional requirements, of which:				
<i>Outflows related to derivative exposures and other collateral requirements</i>	-	-	-	-
<i>Outflows related to loss of funding on debt products</i>	-	-	-	-
<i>Credit and liquidity facilities</i>	46,342.32	53,293.67	65,596.68	75,436.19
Other contractual funding obligations	11,773.42	13,539.43	9,109.60	10,476.04
Other contingent funding obligations	-	-	-	-
<b>TOTAL CASH OUTFLOWS</b>	<b>1,09,690.29</b>	<b>1,26,143.84</b>	<b>84,308.79</b>	<b>96,955.10</b>
<b>Cash Inflows</b>				
Secured lending	1,28,786.00	96,589.50	1,384.23	1,038.17
Inflows from fully performing exposures	2,51,395.29	1,88,546.47	2,30,907.14	1,73,180.36
Other cash inflows	9,513.33	7,135.00	-	-
<b>TOTAL CASH INFLOWS</b>	<b>3,89,694.62</b>	<b>2,92,270.97</b>	<b>2,32,291.37</b>	<b>1,74,218.53</b>
<b>TOTAL HQLA</b>		<b>1,45,780.58</b>		<b>1,34,239.24</b>
<b>TOTAL NET CASH OUTFLOWS (Weighted value of Total Cash Outflows - Minimum of (Weighted value of Total Cash Inflows, 75% of Weighted value of Total Cash Outflows))</b>		<b>31,535.96</b>		<b>24,238.78</b>
<b>LIQUIDITY COVERAGE RATIO (%)</b>		<b>462.27%</b>		<b>553.82%</b>

a) High Quality Liquid Assets consists of cash on hand and balances with banks in current accounts

b) Weighted Value is calculated at 115% of unweighted outflows and 75% of unweighted inflows

## MUTHOOT FINCORP LIMITED

Notes to standalone financial statements for the year ended March 31, 2023

(Rupees in lakhs, except for share data and unless otherwise stated)

### 47 Disclosures under the Listing Agreement for Debt Securities

#### (i) Debenture Trustees:

##### Trustees for Public Issue

SBICAP Trustee Company Limited  
Mistry Bhavan, 4th Floor, 122  
Dinshaw Vachha Road,  
Churchgate, Mumbai - 400020  
Tel : 022-4302 5555  
Fax : 022-22040465  
Email : corporate@sbicaptrustee.com

##### Trustees for Perpetual Debt Instrument

Visra ITCL (India) Limited (formerly IL&FS Trust Company Limited)  
The IL&FS Financial Centre,  
Plot C- 22, G Block,  
Bandra Kurla Complex,  
Bandra(E), Mumbai 400051  
Tel +91 22 2659 3535  
Fax +91 22 26533297  
Email: mumbai@visra.com

##### Trustees for Listed Private Placement & Public Issue

Catalyst Trusteeship Limited  
GDA House, Plot No 85, Bhusari Colony (Right),  
Paud Road, Pune – 411 038, Maharashtra  
Office: +91 20 2528 0081  
Fax: +91 20 2528 0275  
Email: dt@ctltrustee.com

##### Trustees for Public Issue & Private Placement

Vardhman Trusteeship Private Limited  
The Capital, 412 A. 4th Floor,  
A-Wing, Bandra Kurla Complex  
Bandra (East), Mumbai 400 051, Maharashtra  
Tel: +91 22 4264 8335  
E-mail: corporate@vardhmantrustee.com

#### (ii) Security:

1. Privately Placed Secured Debentures are secured by subservient charge on all current assets of the Company, both present and future.
2. Covered Bond issued by the Company in the nature of secured, redeemable, listed non-convertible debentures on a private placement basis is secured by way of first ranking pari passu charge by way of mortgage over, certain immovable property of the Company and is covered by receivables against a pool of gold loans originated by the Company amounting to a minimum cover of 1.10 / 1.15 / 1.20 times the value of the aggregate principal amount outstanding on the Debentures including accrued Coupon thereon, Default Interest accrued thereon. (as more specifically disclosed in Note 17).
3. Debentures issued by way of public issue are secured by exclusive mortgage and first charge over certain immovable property of the Company and subservient charge with existing secured creditors, on loan receivables (both present and future) of the Company, to be held on pari passu basis among the present and / or future NCD holder (as more specifically disclosed in Note 17).
4. Listed Debentures privately placed under Targeted Long-Term Repo Operations (TLTRO) is secured by first pari-passu charge on the present and future current assets of the Company along with other lenders and NCD investors with a minimum asset coverage ratio of 1.10 times of the value of the outstanding principal amounts of the Debentures. (as more specifically disclosed in Note 17).

**(iii) Utilisation of Funds raised by way of Public Issue of Debt Securities:**

The Company has utilised the Net Proceeds raised by way of allotment of Public Issue of Debt Securities and other Listed Debt Securities, in accordance with the objects of such issue of debt securities. As at March 31, 2023, no portion of such allotted proceeds remain unutilized (March 31, 2022 - Nil).

**(iv)Others:**

Particulars	At 31st March 2023	At 31st March 2022
Loans & advances in the nature of loans to subsidiaries	Nil	Nil
Loans & advances in the nature of loans to associates	Nil	Nil
Loans & advances in the nature of loans where there is-		
(i) no repayment schedule or repayment beyond seven years	Nil	Nil
(ii) no interest or interest below section 186 of the Companies Act	Nil	Nil
Loans & advances in the nature of loans to other firms/companies in which directors are interested	-	-

48 There are no amounts due and outstanding to be credited to the Investor Education and Protection Fund established under Section 125 of the Companies Act, 2013.

**49 Sustainability Initiatives to support the Environment**

The Company has 19 Wind Turbine Generators installed in Tamil Nadu having a combined power generation capacity of 23.225 Megawatt (March 31, 2022 - 23.225 Megawatt). During the year ended March 31, 2023, the said windmills generated 300.73 lakhs units of electrical energy (311.17 lakh units during the year ended March 31, 2022).

**50 Additional disclosures as per Schedule III of Companies Act, 2013**

(i) The Company does not have any immovable property whose title deeds are not held in the name of the Company.

(ii) The fair value of investment property measured for disclosure purposes in the financial statements is based on the valuation by an independent registered valuer.

(iii) The Company has not revalued its Property, Plant and Equipment or Right of Use Assets during the current or previous year.

(iv) The Company has not revalued Intangible Assets during the current or previous year.

(v) The Company has not given any loans or advances in the nature of loans that are a) repayable on demand or b) without specifying any terms or period of repayment; to promoters, directors, KMPs and the related parties (as defined under Companies Act, 2013), either severally or jointly with any other person during the current or previous year.

(vi) The Company does not have any Capital Work in Progress as at the end of the current or previous year.

(vii) The ageing schedule of Intangible Assets under development as at March 31, 2023 is as below (March 31, 2022: Nil):

Particulars	Amount in CWIP for a period of				Total
	Less than 1 year	1 to 2 years	2 to 3 years	More than 3 years	
Projects in progress	676.00	-	-	-	676.00
Projects temporarily suspended	-	-	-	-	-

- (viii) The company does not hold any benami property under the Benami Transactions (Prohibition) Act, 1988 (45 of 1988) and rules made thereunder and no proceedings have been initiated or is pending against the company for the same.
- (ix) The quarterly returns or statements of current assets filed by the Company with banks or financial institutions are in agreement with the books of accounts.
- (x) The Company has not made any default in repayment of its financial obligations and is not declared wilful defaulter by any bank or financial Institution or other lender.
- (xi) The company does not have any transactions with companies struck off under section 248 of the Companies Act, 2013 or section 560 of Companies Act, 1956.
- (xii) There are no charges or satisfaction to be registered with ROC beyond the statutory period.
- (xiii) The Company has complied with the number of layers prescribed under clause (87) of section 2 of the Act read with the Companies (Restriction on number of Layers) Rules, 2017.
- (xiv) Capital to risk-weighted assets ratio, Tier I CRAR and Tier II CRAR has been disclosed in Note 40 and Liquidity Coverage Ratio in Note 46
- (xv) The Company has not entered into any Scheme of Arrangements which requires the approval of the Competent Authority in terms of sections 230 to 237 of the Companies Act,2013 for the financial years ended March 31, 2023 and March 31, 2022.
- (xvi) The Company has not advanced or loaned or invested funds (either borrowed funds or share premium or any other sources or kind of funds) to any other person(s) or entity(ies), including foreign entities (Intermediaries) with the understanding (whether recorded in writing or otherwise) that the Intermediary shall:
  - (a) directly or indirectly lend or invest in other persons or entities identified in any manner whatsoever by or on behalf of the company (Ultimate Beneficiaries) or
  - (b) provide any guarantee, security or the like to or on behalf of the Ultimate Beneficiaries.
- (xvii) The Company has not received any fund from any person(s) or entity(ies), including foreign entities (Funding Party) with the understanding (whether recorded in writing or otherwise) that the company shall:
  - (a) directly or indirectly lend or invest in other persons or entities identified in any manner whatsoever by or on behalf of the Funding Party (Ultimate Beneficiaries) or
  - (b) provide any guarantee, security or the like on behalf of the Ultimate Beneficiaries.
- (xviii) The company does not have any transaction which is not recorded in the books of account but has been surrendered or disclosed as income during the year in tax assessments under the Income tax Act, 1961.
- (xix) The Company has not traded or invested in Crypto currency or Virtual Currency during the current or previous financial year.

51 Previous year's figures have been regrouped/rearranged, wherever necessary to conform to current year's classifications / disclosure.

<This section has been intentionally left blank>

**MUTHOOT FINCORP LIMITED**

Notes to standalone financial statements for the year ended March 31, 2023

(Rupees in lakhs, except for share data and unless otherwise stated)

**52. Details disclosed under the Non-Banking Financial Company – Systemically Important Non-Deposit taking Company and Deposit taking Company (Reserve Bank) Directions, 2016**

Sr. no.	Particulars	Amount outstanding	Amount overdue
	<b>LIABILITY SIDE</b>		
<b>1</b>	<b>Loans and advances availed by the NBFCs inclusive of interest accrued thereon but not paid</b>		
	a. Debentures		
	Secured	3,30,315.56	264.09
	Unsecured	-	-
	b. Deferred credits	-	-
	c. Term loans	5,03,659.48	-
	d. Inter-corporate loans and borrowings	-	-
	e. Commercial paper	-	-
	f. Public Deposits	-	-
	g. Other loans:		
	Working capital loans from banks	7,46,624.01	-
	Finance Lease Obligation	-	-
	Pass Through Certificate	-	-
	Loan against Deposits	-	-
	Loan from directors	-	-
	Perpetual Debt Instruments	48,119.37	-
	Subordinated Debts	2,01,997.20	4,564.59

Sr. no.	Particulars	Amount outstanding
	<b>ASSET SIDE</b>	
<b>2</b>	<b>Break-up of Loans and advances including bills receivables (Other than those included in (4) below)</b>	
	a. Secured	17,23,807.10
	b. Un-Secured	1,246.10
<b>3</b>	<b>Break-up of Leased Assets and stock on hire and other assets counting towards asset financing activities</b>	
	(i) Lease assets including lease rentals under sundry debtors:	
	(a) Financial Lease	-
	(b) Operating Lease	-
	(ii) Stock on hire including hire charges under sundry debtors	
	(a) Assets on hire	-
	(b) Repossessed Assets	-
	(iii) Other loans counting towards asset financing activities	
	(a) Loans where assets have been repossessed	-
	(b) Loans other than (a) above	-

Sr. no.	Particulars	Amount
<b>4</b>	<b>Break-up of Investments</b>	
	<b>Current Investments</b>	
	1. Quoted:	
	i. Shares	
	(a) Equity	1,690.38
	(b) Preference	-
	ii. Debentures and Bonds	-
	iii. Units of Mutual Funds	-
	iv. Government Securities	-
	v. Others	231.12
	2. Un-Quoted:	
	i. Shares	
	(a) Equity	-
	(b) Preference	-
	ii. Debentures and Bonds	-
	iii. Units of Mutual Funds	-
	iv. Government Securities	-
	v. Others	997.61
	<b>Long Term Investments</b>	
	1. Quoted:	
	i. Shares	
	(a) Equity	-
	(b) Preference	-
	ii. Debentures and Bonds	-
	iii. Units of Mutual Funds	-
	iv. Government Securities	-
	v. Others	-
	2. Un-Quoted:	
	i. Shares	
	(a) Equity	1,81,159.39
	(b) Preference	1,199.74
	ii. Debentures and Bonds	987.91
	iii. Units of Mutual Funds	-
	iv. Government Securities	-
	v. Others	405.36

**5 Borrower group wise classification of assets financed as in (2) & (3) above**

Category	Amount net of provisions		
	Secured	Unsecured	Total
1.Related Parties			
a. Subsidiaries	-	-	-
b. Companies in the same group	-	-	-
c. Other related parties	15,774.25	-	15,774.25
2.Other than related Parties	17,08,032.85	1,246.10	17,09,278.95
<b>Total</b>	<b>17,23,807.10</b>	<b>1,246.10</b>	<b>17,25,053.20</b>



6 Investor group-wise classification of all investments (Current and Long term) in shares and securities (both quoted and unquoted);

Category	Market value/Breakup or Fair value or NAV	Book Value (Net of Provisions)
1.Related Parties		
a. Subsidiaries	1,81,092.59	1,81,092.59
b. Companies in the same group	23.94	23.94
c. Other related parties	42.86	42.86
2.Other than related Parties	6,719.56	5,512.12
<b>Total</b>	<b>1,87,878.95</b>	<b>1,86,671.51</b>

7 Other Information

Particulars	Amount
(i) Gross Non-Performing Assets	
(a) Related Parties	-
(b) Other than related parties	37,161.13
(ii) Net Non-Performing Assets	
(a) Related Parties	-
(b) Other than related parties	10,221.42
(iii) Assets Acquired in satisfaction of debt	-

Additional Disclosure requirements as per Master Direction DNBR. PD. 008/03.10.119/2016-17, September 01, 2016

1 Capital Adequacy Ratio

Particulars	As at 31st March 2023	As at 31st March 2022
CRAR (%)	21.34%	19.42%
CRAR – Tier I Capital (%)	16.48%	14.73%
CRAR – Tier II Capital (%)	4.86%	4.69%
Amount of subordinated debt raised as Tier-II capital (eligible amount, restricted to 50% of Tier-I capital)	73,053.28	75,948.24
Amount raised by issue of Perpetual Debt Instruments	48,113.39	38,419.24

The percentage of Tier I PDI to the Tier I Capital of the Company as at 31st March 2023 is 13.22% (31st March 2022 - 13.49%). PDI in excess of 15% of the previous year Tier I Capital has been considered under Tier II Capital.

2 Investments

Particulars	As at 31st March 2023	As at 31st March 2022
<b>Value of Investments</b>		
(i) Gross Value of Investments		
(a) In India	1,87,878.95	1,65,166.50
(b) Outside India	-	-
(ii) Provisions for Depreciation		
(a) In India	(1,207.44)	(1,207.44)
(b) Outside India	-	-
(iii) Net Value of Investments		
(a) In India	1,86,671.51	1,63,959.06
(b) Outside India	-	-

Particulars	As at 31st March 2023	As at 31st March 2022
<b>Movement of provisions held towards depreciation of investments</b>		
(i) Opening Balance	(1,207.44)	(1,207.44)
(ii) Add: Provisions made during the year	-	-
(iii) Less: Write off/write back of excess provisions during the year	-	-
(iv) Closing balance	(1,207.44)	(1,207.44)

### 3 Derivatives

The Company did not have any Derivative transaction during the year (March 31, 2023 : Nil).

### 4 Securitisation

The Company did not undertake any securitisation transactions during the year (March 31, 2023 : Nil).

### 5 Asset Liability Management Maturity pattern of certain items of Assets & Liabilities

#### March 31, 2023

Description	1 to 7 days	8 to 14 days	15 days to 30/31 days	Over 1 month upto 2 Month	Over 2 months upto 3 months	Over 3 month & up to 6 month	Over 6 Month & up to 1 year	Over 1 year & up to 3 years	Over 3 years & up to 5 years	Over 5 years	Total
Advances	1,91,926.79	16,734.66	41,575.25	1,04,093.49	1,36,409.60	6,01,793.91	5,79,151.52	16,723.45	1,571.06	35,073.47	17,25,053.20
Investments	-	-	1,921.50	-	-	-	997.61	168.86	-	1,83,583.53	1,86,671.51
Borrowings	1,63,067.75	22,366.13	77,420.09	54,715.62	1,24,614.44	1,56,601.03	5,71,358.62	3,89,436.82	1,16,609.70	1,06,127.25	17,82,317.46
Foreign Currency assets	-	-	-	-	-	-	-	-	-	-	-
Foreign Currency liabilities	-	-	-	-	-	-	-	-	-	-	-

#### March 31, 2022

Description	1 to 7 days	8 to 14 days	15 days to 30/31 days	Over 1 month upto 2 Month	Over 2 months upto 3 months	Over 3 month & up to 6 month	Over 6 Month & up to 1 year	Over 1 year & up to 3 years	Over 3 years & up to 5 years	Over 5 years	Total
Advances	2,34,503.55	23,873.74	46,421.65	79,406.84	97,001.38	5,72,922.41	6,16,234.92	2,805.44	199.48	28,151.47	17,01,520.88
Investments	2,111.56	-	-	-	-	-	-	1,511.72	-	1,60,335.78	1,63,959.06
Borrowings	27,968.48	417.66	42,287.34	43,862.32	53,776.81	1,66,605.83	7,82,516.06	4,66,380.03	95,770.15	91,887.99	17,71,472.68
Foreign Currency assets	-	-	-	-	-	-	-	-	-	-	-
Foreign Currency liabilities	-	-	-	-	-	-	-	-	-	-	-

### 6 Exposures

#### Exposure to Real Estate Sector

Category	As at 31st March 2023	As at 31st March 2022
<b>a. Direct Exposure</b>		
<b>i. Residential Mortgages</b>		
Lending fully secured by mortgages on residential property that is or will be occupied by the borrower or that is rented (including non-fund based (NFB) limits)	37,590.47	6,790.06
<b>ii. Commercial Real Estates</b>		
Lending secured by mortgages on commercial real estate (office buildings, retail space, multipurpose commercial premises, multi-family residential buildings, multi-tenanted commercial premises, industrial or warehouse space, hotels, land acquisition, development and construction etc.) (including non-fund based (NFB) limits).	-	-
<b>iii. Investments in Mortgage Backed Securities (MBS) and other securitized exposures</b>		
a. Residential	-	-
b. Commercial Real Estate	-	-

Category	As at 31st March 2023	As at 31st March 2022
<b>b. Indirect exposure</b>		
(i) Fund based and non-fund based exposures on National Housing Bank (NHB) and Housing Finance Companies (HFCs)	16,986.37	16,986.37
(ii) Others	45,119.93	56,236.71
<b>Total Exposure to Real Estate Sector</b>	<b>99,696.77</b>	<b>80,013.14</b>

**Exposure to Capital Market**

Category	As at 31st March 2023	As at 31st March 2022
(i) direct Inv-equity shares, convertible bonds, convertible debentures and units of equity-oriented mutual funds the corpus of which is not exclusively invested in corporate debt;	1,690.38	1,646.32
(ii) advances against shares / bonds / debentures or other securities or on clean basis to individuals for Inv-shares (including IPOs / ESOPs), convertible bonds, convertible debentures, and units of equity-oriented mutual funds;	-	-
(iii) advances for any other purposes where shares or convertible bonds or convertible debentures or units of equity oriented mutual funds are taken as primary security ;	-	-
(iv) advances for any other purposes to the extent secured by the collateral security of shares or convertible bonds or convertible debentures or units of equity oriented mutual funds i.e. where the primary security other than shares / convertible bonds / convertible debentures / units of equity oriented mutual funds 'does not fully cover the advances;	-	-
(v) secured and unsecured advances to stockbrokers and guarantees issued on behalf of stockbrokers and market makers;	-	-
(vi) loans sanctioned to corporates against the security of shares / bonds / debentures or other securities or on clean basis for meeting promoter's contribution to the equity of new companies in anticipation of raising resources;	-	-
(vii) bridge loans to companies against expected equity flows / issues;	-	-
(viii) underwriting commitments taken up by the NBFCs in respect of primary issue of shares or convertible bonds or convertible debentures or units of equity oriented mutual funds	-	-
(ix) Financing to stockbrokers for margin trading	-	-
(x) All exposures to Alternative Investment Funds:		
(i) Category I	-	-
(ii) Category II	168.86	514.24
(iii) Category III	-	-
<b>Total Exposure to Capital Market</b>	<b>1,859.24</b>	<b>2,160.56</b>

**Sectoral Exposure**

Sectors	As at 31st March 2023			As at 31st March 2022		
	Total Exposure (includes on balance sheet and off-balance sheet exposure)	Gross NPAs	Percentage of Gross NPAs to total exposure in that sector	Total Exposure (includes on balance sheet and off-balance sheet exposure)	Gross NPAs	Percentage of Gross NPAs to total exposure in that sector
1. Agriculture and Allied Activities	-	-	0.00%	-	-	0.00%
2. Industry	-	-	0.00%	-	-	0.00%
3. Services	83,744.86	25,502.36	30.45%	56,488.75	28,201.01	49.92%
4. Personal Loans	16,77,762.63	11,658.77	0.69%	16,75,824.72	21,758.28	1.30%
5. Others Non Food credit (if any)	-	-	0.00%	-	-	0.00%

**Intra Group Exposure**

Particulars	March 31, 2023	March 31, 2022
Total amount of intra-group exposures	68,957.62	52,732.59
Total amount of top 20 intra-group exposures	68,957.62	52,732.59
Percentage of intra-group exposures to total exposure of the NBFC on borrowers/customers	3.75%	2.94%

**Unhedged foreign currency exposure**

The company does not have any unhedged foreign currency exposure (Year ended March 31, 2022 : Nil)

**7 Related Party Disclosure**

Nature of relationship	Subsidiaries		Key Management Personnel		Relatives of Key Management Personnel		Entities in which KMP are able to exercise control or have significant influence		Total	
	Year ended March 31, 2023	Year ended March 31, 2022	Year ended March 31, 2023	Year ended March 31, 2022	Year ended March 31, 2023	Year ended March 31, 2022	Year ended March 31, 2023	Year ended March 31, 2022	Year ended March 31, 2023	Year ended March 31, 2022
<b>Outstanding at the end</b>										
Borrowings	-	-	4,440.00	4,112.30	695.55	687.33	2,952.66	1,132.53	8,088.21	5,932.16
Deposits	-	-	-	-	-	-	-	-	-	-
Placement of deposits	-	-	-	-	-	-	-	-	-	-
Advances	-	-	15,000.00	19,900.00	-	-	-	-	15,000.00	19,900.00
Investments	49,740.45	26,515.45	-	-	-	-	217.00	217.00	49,957.45	26,732.45
Advance for Property/Shares	-	-	-	1,588.53	-	133.87	19,000.17	24,277.77	19,000.17	26,000.17
Others	127.79	92.85	776.24	65.14	6.44	54.22	3,084.02	1,040.53	3,994.49	1,252.73
<b>Maximum outstanding at the end</b>										
Borrowings	-	-	4,440.00	4,112.30	695.55	687.97	2,952.66	2,937.79	8,088.21	7,738.06
Deposits	-	-	-	-	-	-	-	-	-	-
Placement of deposits	-	-	-	-	-	-	-	-	-	-
Advances	-	-	19,900.00	19,900.00	-	-	-	290.00	19,900.00	20,190.00
Investments	49,740.45	26,515.45	-	-	-	-	217.00	217.00	49,957.45	26,732.45
<b>Transactions during the period</b>										
Sale of fixed/other assets	-	-	-	-	-	-	-	0.03	-	0.03
Interest paid	-	-	504.84	483.65	71.83	78.74	224.38	186.64	801.05	749.04
Interest received	-	-	1,964.98	2,388.00	-	-	44.49	29.66	2,009.47	2,417.66
Auction of Gold Ornaments	-	-	-	-	-	-	2,644.20	6,104.86	2,644.20	6,104.86
Commission Received	518.80	350.45	-	-	-	-	1,309.19	1,189.86	1,827.99	1,540.31
Professional & Consultancy Charges	1,635.60	1,562.94	-	-	-	-	2,095.44	2,104.14	3,731.04	3,667.07
Remuneration Paid	-	-	6,008.79	5,039.60	52.37	41.00	-	-	6,061.15	5,080.60
Loan repayments received	-	-	(19,900.00)	-	-	-	-	(290.00)	(19,900.00)	(290.00)
Loans Advanced	-	-	15,000.00	-	-	-	-	-	15,000.00	-
ICD advanced	-	-	-	-	-	-	7,000.00	-	7,000.00	-
ICD repaid	-	-	-	-	-	-	(7,000.00)	-	(7,000.00)	-
Purchase of shares of MML	-	-	18,608.52	-	4,616.48	-	-	-	23,225.00	-
Refund received against advance for property	-	-	(1,588.53)	-	(133.87)	-	(5,277.60)	(3,000.00)	(7,000.00)	(3,000.00)
Dividend Paid	-	-	1,170.97	10,036.91	180.80	1,549.71	4.17	35.72	1,355.94	11,622.33
Others	140.44	176.89	927.08	619.84	(154.10)	(0.64)	1,492.23	1,343.99	2,405.65	2,140.08

## 8 Miscellaneous

### Registration obtained from other financial sector regulators

The company has not obtained registrations from any other financial sector regulators during the year.

### Disclosure of Penalties / Fines imposed by RBI and other regulators

No penalty was imposed on the Company during the year. However, a fine of INR 0.05 was imposed by BSE for non-compliance under SEBI (Listing Obligations and Disclosure Requirements) Regulations, 2015 (Year ended March 31, 2022 : INR 0.47).

### Policy on dealing with Related Party Transactions

The Related Party transactions are entered into complying with the relevant provisions of the Companies Act, 2013.

### Ratings assigned by credit rating agencies and migration of ratings during the year

The Company's Long Term Credit Rating by CRISIL has been upgraded to CRISIL AA-/Stable from CRISIL A+/Stable in FY2022-23 as compared to FY2021-22. The Long Term Credit Rating by Brickwork too was upgraded to BWR AA-/Stable in FY2022-23 as against BWR A+(outlook stable) for FY2021-22. The latest debt-wise Rating of the Company are as below:

Type	Rating (2022-23)	Rating (2021-22)	Date of Rating
Short Term Rating	CRISIL A1+	CRISIL A1+	13/03/2023
	BWR A1+	BWR A1+	26/08/2022
Long Term Rating	CRISIL AA-/Stable	CRISIL A+/Stable	13/03/2023
Long Term Rating	BWR AA-/Stable	BWR A+(outlook stable)	26/08/2022
Perpetual Debt Instruments	CRISIL A/Stable	CRISIL A-/Stable	13/03/2023
	BWR A+/Stable	BWR A/Stable	26/08/2022
Subordinate Debt	CRISIL AA-/Stable	CRISIL A+/Stable	13/03/2023
	BWR AA-/Stable	BWR A+/Stable	26/08/2022
Non-Convertible Debentures (NCD)	CRISIL AA-/Stable	CRISIL A+/Stable	13/03/2023
	BWR AA-/Stable	BWR A+/Stable	26/08/2022
Covered Bond	N.A.	CRISIL AA+(CE)/Stable	N.A.
Market Linked Debentures	CRISIL PPMLD AA-/Stable	CRISIL PPMLD AA+/Stable	13.03.2023

### Remuneration of Directors – Non-Executive Director

The Company has paid INR 600.00 to Mr. Thomas George Muthoot, Non-Executive Director of the Company during the year (March 31, 2022: INR 500). Remuneration (other than Sitting Fee) has not been paid to any of the other Non-Executive Directors.

### Loans to Directors, Senior Officers and relatives of Directors

Particulars	March 31, 2023	March 31, 2022
Directors and their relatives	15,000.00	19,900.00
Entities associated with directors and their relatives	-	-
Senior Officers and their relatives	-	-

### Draw down from Reserves

There are no drawdown reserves from statutory reserves during the year.

### Breach of covenant

There have not been any instances of breach of covenants of loans availed or debt securities issued (Year ended March 31, 2022 : Nil)

### Details of Single Borrower Limit (SGL) / Group Borrower Limit (GBL) exceeded by the NBFC

The Company did not exceed the limits prescribed for single and group borrower during the current and previous year.

9 Provisions and Contingencies

Particulars	As at 31st March 2023	As at 31st March 2022
<b>Break-up of Provision and contingencies in statement of profit and loss</b>		
Provision towards NPA	4,170.81	5,748.11
Provisions for depreciation on Investment	-	-
Provision made towards current tax	17,609.54	13,719.62
Provision for Gratuity & Leave Encashment	124.88	733.03
Provision for Standard Assets	1,490.89	1,404.62

10 Additional Disclosures

10.1. Concentration of Advances

Particulars	As at 31st March 2023	As at 31st March 2022
Total Advances of twenty largest borrowers	28,540.47	34,046.06
Percentage of Advances of twenty largest borrowers to Total Advances of the NBFC	1.62%	1.97%

10.2. Concentration of Exposures

Particulars	As at 31st March 2023	As at 31st March 2022
Total Exposure of twenty largest borrowers / customers	29,321.50	34,123.19
Percentage of Exposure of twenty largest borrowers / customers to Total Exposure of the NBFC on borrowers / customers	1.66%	1.97%

10.3. Concentration of NPA's

Particulars	As at 31st March 2023	As at 31st March 2022
Total Exposure to top four NPA accounts	9,340.08	9,413.05

10.4. Sector-wise NPA's

Particulars	As at 31st March 2023	As at 31st March 2022
1. Agriculture and Allied Activities	-	-
2. Industry	-	-
3. Services	25,502.36	28,201.01
4. Retail Loans	11,658.77	21,758.28
5. Others Non Food credit (if any)	-	-

10.5. Movement of NPA's

Particulars	As at 31st March 2023	As at 31st March 2022
(i) Net NPAs to Net Advances (%)	0.59%	1.59%
(ii) Movement of NPAs (Gross)		
Opening balance	49,959.29	35,958.45
Additions during the year	2,48,215.20	5,12,465.17
Reductions during the year	2,61,013.35	4,98,464.33
Closing balance	37,161.13	49,959.29
(iii) Movement of Net NPAs		
Opening balance	27,190.39	18,937.66
Additions during the year	68,273.27	2,78,909.65
Reductions during the year	85,242.24	2,70,656.92
Closing balance	10,221.42	27,190.39
(iv) Movement of provisions for NPAs (excluding provisions on standard assets)		
Opening balance	22,768.90	17,020.78
Additions during the year	1,79,941.93	2,33,555.52
Write-off / write-back of excess provisions	1,75,771.12	2,27,807.41
Closing balance	26,939.71	22,768.90

**10.6. Off-Balance Sheet SPV's sponsored and Overseas assets**

There are no off-balance sheet SPVs sponsored as at end of current and previous year. The Company did not have any joint ventures or subsidiaries abroad.

**10.7. Disclosure of Customer Complaints**

Particulars	March 31, 2023	March 31, 2022
<b>Complaints received by the NBFC from its customers</b>		
1. Number of complaints pending at the beginning of the year	39	57
2. Number of complaints received during the year	11,148	9,250
3. Number of complaints disposed during the year	11,092	9,268
3.1. Of which, number of complaints rejected by the NBFC	126	70
4. Number of complaints pending at the end of the year	95	39

Particulars	March 31, 2023	March 31, 2022
<b>Maintainable complaints received by the NBFC from Office of Ombudsman</b>		
5. Number of maintainable complaints received by the NBFC from Office of Ombudsman	101	70
5.1. Of 5, number of complaints resolved in favour of the NBFC by Office of Ombudsman	101	69
5.2. Of 5, number of complaints resolved through conciliation/mediation/advisories issued by Office of Ombudsman	2	2
5.3. Of 5, number of complaints resolved after passing of Awards by Office of Ombudsman against the NBFC	-	1
6. Number of Awards unimplemented within the stipulated time (other than those appealed)	-	-

**Top five grounds of complaints received by the NBFCs from customers**

Grounds of complaints, (i.e. complaints relating to)	Number of complaints pending at the beginning of the year	Number of complaints received during the year	% increase/decrease in the number of complaints received over the previous year	Number of complaints pending at the end of the year	Of 5, number of complaints pending beyond 30 days
1	2	3	4	5	6
<b>March 31, 2023</b>					
Loans and advances related	16	2,856	391.00%	27	-
Online Collection related	5	2,321	-1.82%	18	-
Auction related	3	1,443	-31.90%	19	-
Process / charges related	5	818	19.94%	-	-
Service related	-	695	19.01%	8	-
Others	10	3,015	15.56%	23	-
<b>Total</b>	<b>39</b>	<b>11,148</b>	<b>20.52%</b>	<b>95</b>	<b>-</b>
<b>March 31, 2022</b>					
Application related	1	892	100.00%	-	-
Online Collection related	4	2,364	127.75%	5	-
Auction related	19	2,119	301.33%	3	-
Process / charges related	2	682	241.00%	5	1
Service related	13	584	141.32%	-	3
Others	18	2,609	-16.83%	26	4
<b>Total</b>	<b>57</b>	<b>9,250</b>	<b>79.79%</b>	<b>39</b>	<b>8</b>

## Independent Auditors' Report

To

THE MEMBERS OF MUTHOOT FINCORP LIMITED,

Report on the Audit of the Standalone Ind AS Financial Statements

### Opinion

We have audited the accompanying Standalone Ind AS financial statements of Muthoot Fincorp Limited ("the Company"), Muthoot Centre, Punnen Road, Thiruvananthapuram - 695001 which comprise the Balance Sheet as at 31st March, 2022, the Statement of Profit and Loss (including Other Comprehensive Income) and the Statement of changes in equity and the Statement of cash flows for the year then ended, including the notes to the Ind AS Financial Statements, a summary of significant accounting policies and other explanatory information. ["Ind AS Financial Statements"]

In our opinion and to the best of our information and according to the explanations given to us, the aforesaid Ind AS financial statements give the information required by the Companies Act, 2013 ('Act') in the manner so required and give a true and fair view in conformity with the accounting principles generally accepted in India, of the state of affairs of the Company as at 31st March, 2022, and its profit including other Comprehensive Income, Changes in equity and cash flows for the year ended on that date.

### Basis for Opinion

We conducted our audit of the Ind AS financial statements in accordance with the Standards on Auditing (SAs) specified under section 143(10) of the Act. Our responsibilities under those Standards are further described in the Auditor's Responsibilities for the Audit of the financial statements section of our report. We are independent of the Company in accordance with the Code of Ethics issued by the Institute of Chartered Accountants of India (ICAI) together with the ethical requirements that are relevant to our audit of the financial statements under the provisions of the Act and the Rules made thereunder, and we have fulfilled our other ethical responsibilities in accordance with these requirements and the ICAI's Code of Ethics. We believe that the audit evidence we have obtained is sufficient and appropriate to provide a basis for our opinion.

Rangamani & Co. PH: 04 77 251474  
EMAIL: rangam@rediffmail.com



Krishnan Retna & Associates, PH: 0471-2476366  
EMAIL: krivandrum@krishnanretna.com





**Key audit matters**

Key audit matters are those matters that, in our professional judgment, were of most significance in our audit of the Ind AS financial statements of the current period. These matters were addressed in the context of our audit of the financial statements as a whole, and in forming our opinion thereon, and we do not provide a separate opinion on these matters.

For each matter below, our description of how our audit addressed the matter is provided in that context. We have determined the matters described below to be the Key Audit matters to be communicated in our report.

Key Audit Matters	How addressed in Audit
<p>a.) <b>Completeness in identification and disclosure of related party transactions in accordance with the applicable reporting framework.</b></p>	<p>We have accessed the laid down systems and processes of the Company in identifying related party transactions and its ultimate disclosure in financial statements in accordance with the applicable reporting framework. We have designed the audit procedures in accordance with the guidelines prescribed in Standard on Auditing (SA 550) to identify the risks of material misstatement arising from an entity's failure to appropriately account for or disclose material related party transactions. We have also reviewed the minutes of meetings of the board in the course of the audit to identify any transactions that may require disclosure in accordance with the applicable reporting framework.</p>
<p>b.) <b>Effectiveness of IT Systems and related controls.</b></p>	<p>Due to the automated controls and high degree of dependence in information systems, there is a risk that the financial accounting and reporting records may be misstated in case of any control lapses in the IT system related controls. We have designed our audit procedures in accordance with the guidelines laid down in the Standard on Auditing (SA 530) and tested the controls in the Information</p>

Rangamani & Co: PH: 0471-2251474  
EMAIL: rangamanis@rediffmail.com



Krishnan Retna & Associates: PH: 0471-2476356  
EMAIL: krivandrum@krishnanretna.com

	<p>Technology Systems on a sample basis which has an impact on the financial accounting and reporting records. We have also tested on a sample basis the controls related to access management including user rights in passing entries, dual approval for authorizing entries, authorisation for reversing entries, segregation of duties, system password protection, external software/hardware access rights etc. Based on our sample review, no weakness was identified in the IT related systems and controls.</p>
<p>c.) Accuracy, completeness and correctness of accounting and related controls maintained at the entity's branches.</p>	<p>At the branch level, entries related to daily operations are passed. We have addressed this as a key audit matter since any control lapses in the branch level accounting may result in the financial accounting and reporting records of the entity being misstated. We have physically visited the entity's branches on a sample basis to identify and assess the effectiveness of the controls operating at the branch level. We have also tested on a sample basis the independent financial records maintained at the branch level and how the same is considered and incorporated in the financial statements. We have also assessed and analyzed the internal audit reports and how the major observations are dealt with and its impact on the entity's financial accounting and reporting records. Based on our sample review, no major weaknesses were identified.</p>



Rangamani & Co, PH: 0477-2251474  
EMAIL: [rangamanis@rediffmail.com](mailto:rangamanis@rediffmail.com)

Krishnan Retna & Associates: PH: 0471-2476356  
EMAIL: [irivandrum@krishnanretna.com](mailto:irivandrum@krishnanretna.com)

<p>d.) Computation of provision towards impairment of loan assets.</p> <p>As at 31st March 2022, the Company had reported a total impairment loss allowance of Rs 30,792.59 lakhs (31st March 2021 - Rs 23,639.85 lakhs)</p> <p>A significant degree of judgment is required to determine the timing and amount of impairment loss allowance to be recognized with respect to loan assets. Based on our risk assessment, the following are the significant judgements and estimates, that impact impairment loss allowance:</p> <ul style="list-style-type: none"> <li>- Completeness and timing of recognition of default, in accordance with the prudential norms on Income Recognition, Asset Classification and Provisioning pertaining to Loan Assets;</li> <li>- Measurement of provision is dependent on the probability of default (PD) and loss given default (LGD) of each category of loan asset. Identification of PD and LGD involves significant judgments and estimates related to forward looking information.</li> </ul>	<p>The audit procedures performed, among others, included:</p> <ul style="list-style-type: none"> <li>-Considering the policies and processes for NPA identification and assessing compliance with the RBI norms.</li> <li>-Understanding, evaluating and testing the design and effectiveness of key controls around identification of impaired accounts.</li> <li>-Performing other procedures including substantive audit procedures covering the identification of NPAs such as: <ul style="list-style-type: none"> <li>• Reading account statements and related information of the borrowers on a sample basis.</li> <li>• Performing inquiries with credit and risk departments to ascertain if there were indicators of stress or an occurrence of an event of default in a particular loan account or any product category which needed to be considered as NPA.</li> <li>• Holding discussions with the management on sectors where there is perceived credit risk and the steps taken to mitigate the risks to identified sectors.</li> </ul> </li> </ul>
---	---

**Information Other than the Financial Statements and Auditor's Report Thereon**

The Company's Board of Directors are responsible for the preparation of the other information. The other information comprises the information included in the Annual Report but does not include the financial statements and our auditor's report thereon. The Annual report is expected to be made available to us after the date of this auditor's report.

Our opinion on the financial statements does not cover the other information and we do not express any form of assurance conclusion thereon.

In connection with our audit of the financial statements, our responsibility is to read the other information identified above when it becomes available and, in doing so, consider whether

Rangamani & Co. PH: 0477-2251474  
EMAIL: [info@rangamani.co.in](mailto:info@rangamani.co.in)

Krishnan Retna & Associates: PH: 0471-2476356  
EMAIL: [info@krishnanretna.co.in](mailto:info@krishnanretna.co.in)



the other information is materially inconsistent with the financial statements or our knowledge obtained during the course of our audit or otherwise appears to be materially misstated.

When we read the Annual Report, if we conclude that there is a material misstatement therein, we are required to communicate the matter to those charged with governance.

**Responsibilities of Management and those charged with governance for the Ind AS Financial Statements**

The Company's Board of Directors are responsible for the matters stated in Section 134(5) of the Act with respect to the preparation of these Ind AS financial statements that give a true and fair view of the financial position, financial performance, changes in equity and cash flows of the Company in accordance with the accounting principles generally accepted in India, including the Accounting Standards specified under Section 133 of the Act, read with Rule 7 of the Companies (Accounts) Rules, 2014. This responsibility also includes maintenance of adequate accounting records in accordance with the provisions of the Act for safeguarding of the assets of the Company and for preventing and detecting frauds and other irregularities; selection and application of appropriate accounting policies; making judgments and estimates that are reasonable and prudent; and design, implementation and maintenance of adequate internal financial controls, that were operating effectively for ensuring the accuracy and completeness of the accounting records, relevant to the preparation and presentation of the financial statements that give a true and fair view and are free from material misstatement, whether due to fraud or error.

In preparing the financial statements, the board of directors is responsible for assessing the Company's ability to continue as a going concern, disclosing, as applicable, matters related to going concern and using the going concern basis of accounting unless the board of directors either intends to liquidate the Company or to cease operations, or has no realistic alternative but to do so.

The Board of Directors are also responsible for overseeing the Company's financial reporting process.

**Auditor's Responsibilities for the Audit of the Financial Statements**

Our objectives are to obtain reasonable assurance about whether the financial statements as a whole are free from material misstatement, whether due to fraud or error, and to issue an auditor's report that includes our opinion. Reasonable assurance is a high level of assurance, but is not a guarantee that an audit conducted in accordance with SAs will always detect a material misstatement when it exists. Misstatements can arise from fraud or error and are

Rangamani & Co. PH: 0477-2251474  
EMAIL: [info@rangamancpa.com](mailto:info@rangamancpa.com)



Krishnan Retna & Associates: PH: 0471-2476356  
EMAIL: [trivandrum@krishnanretna.com](mailto:trivandrum@krishnanretna.com)

considered material if, individually or in the aggregate, they could reasonably be expected to influence the economic decisions of users taken on the basis of these financial statements.

As part of an audit in accordance with SAs, we exercise professional judgment and maintain professional skepticism throughout the audit. We also:

Identify and assess the risks of material misstatement of the financial statements, whether due to fraud or error, design and perform audit procedures responsive to those risks, and obtain audit evidence that is sufficient and appropriate to provide a basis for our opinion. The risk of not detecting a material misstatement resulting from fraud is higher than for one resulting from error, as fraud may involve collusion, forgery, intentional omissions, misrepresentations, or the override of internal control.

Obtain an understanding of internal financial controls relevant to the audit in order to design audit procedures that are appropriate in the circumstances. Under section 143(3)(i) of the Act, we are also responsible for expressing our opinion on whether the Company has adequate internal financial controls system in place and the operating effectiveness of such controls.

Evaluate the appropriateness of accounting policies used and the reasonableness of accounting estimates and related disclosures made by management.

Conclude on the appropriateness of management's use of the going concern basis of accounting and, based on the audit evidence obtained, whether a material uncertainty exists related to events or conditions that may cast significant doubt on the Company's ability to continue as a going concern. If we conclude that a material uncertainty exists, we are required to draw attention in our auditor's report to the related disclosures in the financial statements or, if such disclosures are inadequate, to modify our opinion. Our conclusions are based on the audit evidence obtained up to the date of our auditor's report. However, future events or conditions may cause the Company to cease to continue as a going concern.

Evaluate the overall presentation, structure and content of the financial statements, including the disclosures, and whether the Ind AS financial statements represent the underlying transactions and events in a manner that achieves fair presentation.

Materiality is the magnitude of misstatements in the financial statements that, individually or in aggregate, makes it probable that the economic decisions of a reasonably knowledgeable user of the financial statements may be influenced. We consider quantitative materiality and qualitative factors in planning the scope of our audit work and in evaluating the results of our work; and to evaluate the effect of any identified misstatements in the financial statements.

Rangamani & Co. PH: 0477-2251474  
EMAIL: rangamanis@rediffmail.com



Krishnan Retna & Associates: PH: 0471-2476356  
EMAIL: trivandrum@krishnanretna.com

We communicate with those charged with governance regarding, among other matters, the planned scope and timing of the audit and significant audit findings, including any significant deficiencies in internal control that we identify during our audit.

We also provide those charged with governance with a statement that we have complied with relevant ethical requirements regarding independence, and to communicate with them all relationships and other matters that may reasonably be thought to bear on our independence, and where applicable, related safeguards.

#### Report on Other Legal and Regulatory Requirements

1. As required by the Companies (Auditor's Report) Order, 2016 ("the Order") issued by the Central Government of India in terms of Section 143(11) of the Act, we give in the Annexure "A" a statement on the matters specified in paragraphs 3 and 4 of the Order, to the extent applicable.
2. As required by Section 143 (3) of the Act, we report that:
  - a. We have sought and obtained all the information and explanations which to the best of our knowledge and belief were necessary for the purposes of our audit;
  - b. In our opinion, proper books of account as required by law have been kept by the Company so far as it appears from our examination of those books;
  - c. The Balance Sheet, the Statement of Profit and Loss (including other Comprehensive Income), the Statement of changes in equity and the Cash Flow Statement dealt with by this Report are in agreement with the books of account;
  - d. In our opinion, the aforesaid Ind AS financial statements comply with the Accounting Standards specified under Section 133 of the Act, read with relevant Rules issued thereunder.
  - e. On the basis of the written representations received from the directors as on 31st March, 2022 taken on record by the Board of Directors, none of the directors is disqualified as on 31st March, 2022 from being appointed as a director in terms of Section 164 (2) of the Act;
  - f. With respect to the adequacy of the internal financial controls over financial reporting of the Company and the operating effectiveness of such controls, refer our separate Report in "Annexure B".
  - g. With respect to the other matters to be included in the Auditor's Report in accordance with the requirements of Section 197(16) of the Act, as amended, in our opinion and to the best of our information and according to the explanations given to us, the remuneration paid by the Company to its directors during the year is in accordance with the provisions of Section 197 of the Act.

Rangamani & Co PH: 0477-2251474  
EMAIL: rangamani@rediffmail.com

Krishnan Retna & Associates PH: 0471-2476356  
MAIL: trivandrum@krishnanretna.com

- h. With respect to the other matters to be included in the Auditor's Report in accordance with Rule 11 of the Companies (Audit and Auditors) Rules, 2014, in our opinion and to the best of our information and according to the explanations given to us:
- i. The company has disclosed the impact of pending litigations on its financial position.
  - ii. The company does not have any long-term contracts including derivative contracts for which there were any material foreseeable loss for which any provision is required to be made under the applicable law and Accounting Standards. and
  - iii. There has been no delay in transferring amounts, required to be transferred to the Investor Education and Protection Fund by the company
  - iv. a) The Management of the Company, have represented to us, to the best of their knowledge and belief that no funds (which are material either individually and in aggregate) have been advanced or loaned or invested (either from borrowed funds or share premium or any other sources or kind of funds) by the Company, to or in any other person or entity, including foreign entity ("Intermediaries"), with the understanding, whether recorded in writing or otherwise, that the Intermediary shall, directly or indirectly lend or invest in other persons or entities identified in any manner whatsoever by or on behalf of the Company, ("Ultimate Beneficiaries") or provide any guarantee, security or the like on behalf of the Ultimate Beneficiaries.
  - b) The Management of the Company, have represented to us that, to the best of their knowledge and belief, no funds (which are material either individually or in aggregate) have been received by the Company, from any person or entity, including foreign entities ("Funding Parties"), with the understanding, whether recorded in writing or otherwise, shall, directly or indirectly, lend or invest in other persons or entities identified in any manner whatsoever by or on behalf of the Funding Party ("Ultimate Beneficiaries") or provide any guarantee, security or the like on behalf of the Ultimate Beneficiaries.




Rangamani & Co: PH: 0477-2251474  
EMAIL: [rangamanis@rediffmail.com](mailto:rangamanis@rediffmail.com)

Krishnan Retna & Associates: PH: 0471-2476356  
EMAIL: [lnvandrum@krishnanretna.com](mailto:lnvandrum@krishnanretna.com)

c) Based on the audit procedures performed by us that have been considered reasonable and appropriate in the circumstances existed, nothing has come to our knowledge that has caused us to believe that the representations under subclause (i) and (ii) of Rule 11(e), as provided under (a) and (b) above, contain any material misstatement.

- i. The Company has paid dividend during the year which is in compliance with section 123 of the Act.

For Rangamani & Co.,  
Chartered Accountants,  
ICAI FRN:003052S




R. Krishnan  
( Partner )  
M.No.025927

UDIN: 22025927AJTZVAA650

Place: Alleppey  
Date: 28.05.2022



For Krishnan Retna & Associates  
Chartered Accountants,  
ICAI FRN: 001536S



R. Krishnan  
( Partner )  
M.No. 006051

UDIN: 22006051AJUCHO6190

Place: Thiruvananthapuram  
Date: 28.05.2022





**ANNEXURE "A" TO THE INDEPENDENT AUDITORS' REPORT**

Annexure referred to in Paragraph 1 under the heading 'Report on other Legal and Regulatory Requirements' in the Independent Auditors' Report of even date to the members of Muthoot Fincorp Limited on the Ind AS Financial Statements as of and for the year ended 31st March 2022.

- 1) Tangible and Intangible Assets.
  - (a) The Company has maintained proper records showing full particulars including quantitative details and situation of Property, Plant and Equipment. The Company has maintained proper records showing full particulars of Intangible Assets.
  - (b) As informed to us, fixed assets have been physically verified by the management on a periodic basis during the course of internal branch audit conducted during the year. Since there is a regular program of verification, we are of the opinion that it is reasonable having regard to the size of the company and the nature of its assets. We have been informed that there have been no material discrepancies during such verification.
  - (c) In our opinion and according to the information and explanations given to us, the title deeds of immovable property included in Property, Plant and Equipment and in Investment Property are held in the name of the Company.
  - (d) In our opinion and according to the information and explanation given to us, the company has not revalued its Property, Plant and Equipment (including Right of use of asset) or Intangible assets or both during the year.
  - (e) As informed to us, no proceedings have been initiated or are pending against the Company for holding any benami property under the Benami Transactions (Prohibition) Act, 1988 (45 of 1988) and rules made thereunder.
- 2) Inventory and Working Capital
  - (a) The Company does not have any inventory. Hence, the provisions of clause 3(ii) of the Order are not applicable to the Company.
  - (b) In our opinion and according to the information and explanations given to us, the Company has obtained Working Capital Limits in excess of Rs 5 Crore in aggregate from banks and financial Institutions and the Quarterly return/statement filed by the Company with such banks or financial Institutions are in agreement with the books of accounts.



- 3) The company is a Non - Deposit taking Non Banking Financial Company (NBFC) registered with the Reserve Bank of India. During the year, the company has made investments and in the ordinary course of business granted loans and advances in the nature of secured and unsecured loans to companies, firms, LLPS and other parties. With respect to such Investment and Loans and Advances :
- (a) As the principal business of the company is to give loans, the paragraph 3(iii)(a) of the Order is not applicable to the Company.
  - (b) In our opinion, the investment made, the terms and conditions of grants of loans during the year are, prima facie, not prejudicial to the interest to the company
  - (c) In respect of loans granted by the company, the schedule of repayment of principal and payment of interest have been stipulated. Being a non-banking finance company engaged in the business of granting loans, there are instances of irregularities in repayment of principal amount and receipt of interest as per stipulated terms. Having regard to the nature of business undertaken by the company, specific details of irregularities are not reported although the particulars of overdue for more than ninety days as per books of accounts as at the Balance Sheet date has been reported in para (d) below
  - (d) In respect of loans granted by the company, the total amount overdue for more than ninety days as per Books of Accounts as at the Balance Sheet date is Rs. 49,959.29 lakhs. In our opinion, and as per information and explanations given to us, reasonable steps have been taken by the company for recovery of the said overdue amounts.
  - (e) The provisions of paragraph 3(iii)(e) of the Order are not applicable to the company, as its principal business is to give loans.
  - (f) The company has not granted any loans or advances in the nature of loans that were either repayable on demand or without specifying any terms or period of repayment.
- 4) In our opinion, in respect of loans, investments, guarantees, and security, the Company has complied with the provision of Sec 185 and 186 of the Act.
- 5) In our opinion and according to the information and explanations given to us, the company has not accepted any deposits from the public within the meaning of sections 73 to 76 of the Act and rules framed thereunder to the extent notified.
- 6) The Central Government of India has not prescribed the maintenance of cost records under sub-section (1) of section 148 of the Act for any of the activities of the company and hence the provisions of this Section are not applicable to the Company for the year under review.



7) In respect of statutory dues:

- (a) According to the information and explanations given to us and on the basis of our examination of the records of the Company, amounts deducted/ accrued in the books of account in respect of undisputed statutory dues including provident fund, employees' state insurance, income-tax, sales tax, service tax, goods and service tax, duty of customs, duty of excise, value added tax, cess and other material statutory dues have been generally regularly deposited during the year by the company with the appropriate authorities. According to the information and explanations given to us, no undisputed amounts payable in respect of provident fund, employees' state insurance, income-tax, sales tax, service tax, goods and service tax, duty of customs, duty of excise, value added tax, cess and other material statutory dues were in arrears as at March 31, 2022 for a period of more than six months from the date they became payable.
- (b) According to the information and explanations given to us and the records of the Company examined by us, the particulars of statutory dues as at 31st March 2022 which have not been deposited on account of a dispute are as follows:

Statute	Nature of dues	Period to which the amount relates (Financial Year)	Amount (Rs. in lakhs)	Forum where dispute is pending
Service Tax	Tax on Income from Foreign Inward Remittances	01.02.2006 to 30.09.2007	17.17	CESTAT, Bangalore.
Service Tax	Tax on receipts related to assignment of receivables	01.04.2007 to 31.03.2012	1,451.58	CESTAT, Bangalore.
Service Tax	Tax on Notional consideration against support services rendered to group concerns	01.04.2008 to 31.03.2012	2,132.11	CESTAT, Bangalore



Service Tax	Tax on Income from Foreign Inward Remittances	01.04.2014 to 30.06.2017	347.27	Commissioner of GST and Central Excise. (Appeals), Cochin.
Service Tax	Service Tax demand on taxability on assignment of receivables	01.04.2014 to 30.06.2017	1,158.01	CESTAT, Bangalore.
Income Tax	Demand payable u/s 143(3) - net of refund adjustments	AY 10-11	1,463.50	CIT(A) - III, Cochin
Income Tax	Demand payable u/s 143(3) - net of refund adjustments	AY 13-14	741.70	CIT(A) - III, Cochin
Income Tax	Non deduction of Tax at Source	AY 15-16	570.37	DCIT, IDS (Trivandrum)
Income Tax	Demand payable u/s 143 (3)	AY 18-19	577.43	CIT (Appeals) - 3 / Kochi
Income Tax	Demand Payable u/s 143(1)	AY 19-20	66.86	Assistant director of income Tax, CPC
Value Added Tax	Purchase Tax	AY 13-14	1,327.12	Deputy Commissioner (Appeals), Thiruvananthapuram



8) In our opinion, and according to information and explanations given to us, there are no instances of transactions relating to previously unrecorded income that have been surrendered or disclosed as income during the year in Tax assessments under the Income Tax Act, 1961.

9) Repayment of Borrowings

(a) According to the records of the Company examined by us and the information and explanations given to us, the Company has not defaulted in repayment of dues to any financial institution or bank or as at the Balance Sheet date.

With regard to debentures, there are unpaid debentures that are matured to the tune of Rs 3,369 lakhs as on 31.03.2022. As explained to us, these are not settled since the investors have not approached the Company with the original investment documents for redemption.

(b) As per the information and explanation given to us, the Company has not been declared as a wilful defaulter by any bank or financial institution or other lender.

(c) According to the information and explanations given by us, term loans taken by the Company from financial institutions are applied for the purpose for which they were obtained.

(d) According to the information and explanations given by us, funds raised on short term basis have not been utilized for long term purposes.

(e) According to the information and explanations given by us, the company has not taken any funds from any entity or person on account of or to meet the obligations of its subsidiaries, associates or joint ventures.

(f) According to the information and explanations given by us, the company has not raised loans during the year on the pledge of securities held in its subsidiaries, joint ventures or associate companies.

10) (a) According to the information and explanations given to us, and on examination of records of the Company, the Company has during the year raised funds through public issue of Non Convertible Debentures of Rs. 1,06,512.54 lakhs that were utilised for the purposes for which they were raised.

(c) According to the information and explanations given to us, and on examination of records of the Company, the company has issued Cumulative Compulsorily Convertible Preference Shares to the tune of Rs 15,000 Lakhs during the year and the company has complied with the provisions of Section 42 and Section 62 of the Companies Act 2013, as applicable which were utilised for the purposes for which the funds were raised. Also, the Company has raised funds through issue of Non Convertible Debentures, Perpetual Debt,



Subordinate Debt etc. on private placement basis to the tune of Rs. 81,000 Lakhs during the year.

11) Fraud and Whistleblower Complaints

- (a) During the course of our examination of the books and records of the Company, carried out in accordance with the generally accepted auditing practices in India, and according to the information and explanations given to us, instances of loans granted against theft gold, spurious gold and misappropriation of cash committed by personnel of the Company during the year were noticed aggregating to Rs. 552.14 lakhs (net of recovery), which has been fully provided for in the accounts.
- (b) No report under sub-section (12) of section 143 of the Companies Act has been filed by the auditors in Form ADT-4 as prescribed under rule 13 of Companies (Audit and Auditors) Rules, 2014 with the Central Government.
- (c) We have taken into consideration the whistle blower complaints received by the Company during the year (and upto the date of this report) while determining the nature, timing and extent of our audit procedures.

12) The Company is not a Nidhi Company and accordingly, paragraph 3 (xii) of the order is not applicable to the Company.

13) According to the information and explanations given to us and based on our examination of the records of the company, transactions with the related parties are in compliance with section 177 and 188 of the Act. Where applicable, the details of such transactions have been disclosed in the financial statements as required by the applicable accounting standards.

14) (a) In our opinion, the Company has an internal audit system commensurate with the nature and size of the business.

(b) We have considered the Internal Audit reports for the year under Audit, issued to the company during the year in determining the nature, timing and extent of our Audit procedures.

15) According to the information and explanations given to us and based on our examination of the records of the company, the company has not entered into non-cash transactions with directors or persons connected with them.

16) (a) The Company being a Non Banking Financial Company is required to be registered and has obtained the Certificate of Registration as provided under sec 451A of The Reserve Bank of India Act 1934.



(b) The company has not conducted any non banking financial or housing finance activities without a valid certificate of registration from the Reserve Bank of India as the company has been registered throughout the year

(c) The company is not a Core Investment Company (CIC) as defined in the regulations made by the Reserve Bank of India and hence the reporting requirement under clause (xvi) (c) of para 3 of the Order is not applicable.

(d) As informed to us, the group does not have CIC. Accordingly, reporting on paragraph 3(xvi)(d) of the Order is not applicable.

- 17) According to the information and explanations given to us and based on our examination of the records of the company, the company has not incurred any cash losses in the financial year and in the immediately preceding financial year.
- 18) There has been resignation of Statutory Auditors during the year. No issues, objections or concerns have been raised by the outgoing auditors.
- 19) On the basis of the examination of financial ratios, ageing and expected dates of realization of financial assets and payment of financial liabilities, other information accompanying the financial statement and knowledge of the Board of Directors and management plans, we are of the opinion that no material uncertainty exists as on the date of the audit report that company is capable of meeting its liabilities existing at the date of balance sheet as and when they fall due within a period of one year from the balance sheet date. We, however, state that this is not an assurance as to the future viability of the Company. We further state that our reporting is based on the facts up to the date of the audit report and we neither give any guarantee nor any assurance that all liabilities falling due within a period of one year from the balance sheet date, will get discharged by the Company as and when they fall due.
- 20) (a) According to the information and explanation given to us and the records of the company examined by us, there are no unspent amounts towards corporate social responsibility other than ongoing projects requiring a transfer to a fund specified in schedule VII to the Act in compliance with the second proviso to sub section (5) of Section 135 of the said Act. Accordingly, the reporting requirement under clause (XX)(a) of para 3 of the Order is not applicable.
- (b) In respect of ongoing projects, the company has transferred the unspent corporate social responsibility amount as at Balance Sheet date. Out of the amounts that were required to be spent during the year to a special account within a period of 30 days from the end of the Financial Year in compliance with the provisions of subsection (6) of section 135 of the Act.



- 21) According to the information and explanations given to us and based on our examination of the records of the company, there has been no adverse remarks by the respective auditors in the Companies (Auditor's Report) Order (CARO) reports of the companies included in the consolidated financial statements.

For Rangamani & Co.,  
Chartered Accountants,  
ICAI FRN:003052S




R. Krishnan  
( Partner )  
M.No.025927

UDIN: 22025927AJTZVAA650

Place: Alleppey  
Date: 28.05.2022



For Krishnan Retna & Associates  
Chartered Accountants,  
ICAI FRN: 001536S



R. Krishnan  
( Partner )  
M.No. 006051

UDIN: 22006051AJUCHO6190

Place: Thiruvananthapuram  
Date: 28.05.2022





**ANNEXURE "B" TO THE INDEPENDENT AUDITORS' REPORT**

Referred to in paragraph 2(f) under 'Report on other legal and regulatory requirements' of the Independent Auditors' Report of even date to the members of Muthoot Fincorp Limited on the Ind AS Financial Statements as of and for the year ended 31 March 2022

**REPORT ON THE INTERNAL FINANCIAL CONTROLS UNDER CLAUSE (I) OF SUB-SECTION 3 OF SECTION 143 OF THE COMPANIES ACT, 2013 ("THE ACT")**

**Opinion**

We have audited the internal financial controls over financial reporting of Muthoot Fincorp Limited ("the Company"), as of March 31, 2022 in conjunction with our audit of the Ind AS Financial statements of the Company for the year ended on that date.

In our opinion, the Company has, in all material respects, an adequate internal financial controls system over financial reporting and such internal financial controls over financial reporting were operating effectively as at March 31, 2022, based on the internal control over financial reporting criteria established by the Company considering the essential components of internal control stated in the Guidance Note on Audit of Internal Financial Controls Over Financial Reporting issued by the Institute of Chartered Accountants of India.

**Management's Responsibility for Internal Financial Controls**

The Company's management is responsible for establishing and maintaining internal financial controls based on the internal control over financial reporting criteria established by the Company considering the essential components of internal control stated in the Guidance Note on Audit of Internal Financial Controls Over Financial Reporting issued by the Institute of Chartered Accountants of India. These responsibilities include the design, implementation and maintenance of adequate internal financial controls that were operating effectively for ensuring the orderly and efficient conduct of its business, including adherence to company's policies, the safeguarding of its assets, the prevention and detection of frauds and errors, the accuracy and completeness of the accounting records, and the timely preparation of reliable financial information, as required under the Companies Act, 2013.



### **Auditors' Responsibility**

Our responsibility is to express an opinion on the company's internal financial controls over financial reporting based on our audit. We conducted our audit in accordance with the Guidance Note on Audit of Internal Financial Controls Over Financial Reporting (the "Guidance Note") Standards on Auditing, both issued by the ICAI and deemed to be prescribed under Section 143 (10) of the Companies Act, 2013, to the extent applicable to an audit of internal financial controls. Those standards and the guidance note require that we comply with ethical requirements and plan and perform the audit to obtain reasonable assurance about whether adequate internal financial controls over financial reporting was established and maintained and if such controls operated effectively in all material respects.

Our audit involves performing procedures to obtain audit evidence about the adequacy of the internal financial controls system over financial reporting and their operating effectiveness. Our audit of internal financial controls over financial reporting included obtaining an understanding of internal financial controls over financial reporting, assessing the risk that a material weakness exists, and testing and evaluating the design and operating effectiveness of internal control based on the assessed risk. The procedures selected depend on the auditor's judgement, including the assessment of the risks of material misstatement of the financial statements, whether due to fraud or error.

We believe that the audit evidence we have obtained, is sufficient and appropriate to provide a basis for our audit opinion on the Company's internal financial control system over financial reporting.

### **Meaning of Internal Financial Controls over Financial Reporting**

A company's internal financial control over financial reporting is a process designed to provide reasonable assurance regarding the reliability of financial reporting and the preparation of financial statements for external purposes in accordance with generally accepted accounting principles. A company's internal financial control over financial reporting includes those policies and procedures that (i) pertain to the maintenance of records that, in reasonable detail, accurately and fairly reflect the transactions and dispositions of the assets of the company; (ii) provide



reasonable assurance that transactions are recorded as necessary to permit preparation of financial statements in accordance with generally accepted accounting principles, and that receipts and expenditures of the company are being made only in accordance with authorizations of management and directors of the company; and (iii) provide reasonable assurance regarding prevention or timely detection of unauthorized acquisition, use, or disposition of the company's assets that could have a material effect on the financial statements.

#### **Inherent Limitations of Internal Financial Controls over Financial Reporting**

Because of the inherent limitations of internal financial controls over financial reporting, including the possibility of collusion or improper management override of controls, material misstatements due to error or fraud may occur and not be detected. Also, projections of any evaluation of the internal financial controls over financial reporting to future periods are subject to the risk that the internal financial control over financial reporting may become inadequate because of changes in conditions, or that the degree of compliance with the policies or procedures may deteriorate.

For Rangamani & Co.,  
Chartered Accountants,  
ICAI FRN:003052S



R. Krishnan  
(Partner)  
M.No. 025927

UDIN: 22025927AJTZVAA650

Place: Alleppey  
Date: 28.05.2022



For Krishnan Retna & Associates  
Chartered Accountants,  
ICAI FRN: 001536S



R. Krishnao  
(Partner)  
M.No. 006051

UDIN: 22006051AJUCHO6190

Place: Thiruvananthapuram  
Date: 28.05.2022



# MUTHOOT FINCORP LIMITED

Muthoot Centre, Punnem Road, Trivandrum, Kerala-695039

## STANDALONE BALANCE SHEET AS AT 31st March 2022

(INR in lakhs)

Particulars	Note	As at 31st March 2022	As at 31st March 2021
<b>ASSETS</b>			
<b>1 Financial assets</b>			
Cash and cash equivalents	5	2,35,980.59	40,917.19
Bank Balance other than above	6	11,089.14	16,326.10
Receivables	7		
Trade Receivables	7	2,630.50	1,819.94
Loans	8	17,01,520.88	18,45,298.14
Investments	9	1,63,959.06	1,61,803.59
Other Financial assets	10	13,049.87	19,259.56
<b>2 Non-financial Assets</b>			
Current tax assets (net)		2,997.82	676.03
Investment Property	11	30,236.55	30,236.55
Property, Plant and Equipment	12	38,915.42	41,313.73
Other Intangible assets	13	937.59	833.76
Right-of-use assets	14	57,939.67	43,527.94
Other non financial assets	15	31,120.00	32,015.82
<b>Total assets</b>		<b>22,90,377.08</b>	<b>22,34,028.35</b>
<b>LIABILITIES AND EQUITY</b>			
<b>LIABILITIES</b>			
<b>1 Financial Liabilities</b>			
Payables	16		
(I) Trade Payables			
(i) total outstanding dues of micro enterprises and small enterprises		-	-
(ii) total outstanding dues of creditors other than micro enterprises and small enterprises		-	-
(II) Other Payables			
(i) total outstanding dues of micro enterprises and small enterprises		79.03	45.85
(ii) total outstanding dues of creditors other than micro enterprises and small enterprises		4,703.28	1,724.99
Debt Securities	17	3,79,379.03	4,36,586.45
Borrowings (other than debt securities)	18	11,53,567.02	10,98,836.85
Lease Liability	14	64,656.45	47,841.90
Subordinated Liabilities	19	2,38,526.64	2,49,512.07
Other Financial liabilities	20	76,253.36	50,591.66
<b>2 Non-financial Liabilities</b>			
Current tax liabilities (net)		-	-
Provisions	21	2,959.81	2,823.83
Deferred tax liabilities (net)	34	23,668.26	24,720.32
Other non-financial liabilities	22	1,634.89	1,265.63
<b>3 Equity</b>			
Equity share capital	23	19,370.56	19,370.56
Other equity	24	3,25,578.77	3,00,708.24
<b>Total liabilities and equity</b>		<b>22,90,377.08</b>	<b>22,34,028.35</b>

See accompanying notes to the Financial Statements

1 to 4

In terms of our joint report of even date attached

**For Rangamani & Co.**

Chartered Accountants  
Firm Regn. No. 003052S

**For Krishnan Retna & Associates**

Chartered Accountants  
Firm Regn. No. 001536S

**For and on behalf of the Board of Directors,**

**Thomas John Muthoot**

Managing Director  
DIN: 00011618  
Place: Thiruvananthapuram

**Thomas George Muthoot**

Director  
DIN: 00011552  
Place: Kochi

**CA. Krishnan R**

Partner  
Membership No.025927  
Place: Thiruvananthapuram

**CA. Krishnan R**

Partner  
Membership No.006051  
Place: Thiruvananthapuram

**Thomas Muthoot**

Executive Director and  
Chief Financial Officer  
DIN: 00082099  
Place: Kochi

Date: May 28, 2022

**MUTHOOT FINCORP LIMITED**  
Muthoot Centre, Punnen Road, Trivandrum, Kerala-695039

**STANDALONE STATEMENT OF PROFIT AND LOSS FOR THE YEAR ENDED 31st March 2022**

(INR in lakhs)

Particulars	Notes	For the year ended 31st March 2022	For the year ended 31st March 2021
<b>(I) Revenue from operations</b>			
(i) Interest income	25	3,18,760.74	2,98,476.23
(ii) Dividend income		17.44	22.57
(iii) Rental income		533.22	526.84
(iv) Fees and commission income		9,952.29	7,543.16
(v) Net gain on derecognition of financial instruments under amortised cost category		37.53	14,552.26
(vi) Others	26	3,332.38	2,086.62
<b>Total Revenue from operations</b>		<b>3,32,633.60</b>	<b>3,23,207.67</b>
<b>(II) Other Income</b>		158.05	90.79
<b>(III) Total Income (I + II)</b>		<b>3,32,791.64</b>	<b>3,23,298.46</b>
<b>Expenses</b>			
(i) Finance costs	27	1,63,547.79	1,66,698.09
(ii) Impairment on financial instruments	28	7,152.74	5,041.91
(iii) Net Loss on fair value changes	29	231.27	53.91
(iv) Employee benefits expenses	30	53,690.84	48,521.07
(v) Depreciation, amortization and impairment	31	21,070.48	22,636.89
(vi) Other expenses	32	40,284.88	30,889.42
<b>(IV) Total Expenses</b>		<b>2,85,978.01</b>	<b>2,73,841.27</b>
<b>(V) Profit before tax (III- IV)</b>		<b>46,813.64</b>	<b>49,457.19</b>
<b>(VI) Tax Expense:</b>			
(1) Current tax		13,719.62	13,504.00
(2) Deferred tax		(1,591.11)	(1,000.55)
<b>(VII) Profit for the year (V-VI)</b>		<b>34,685.13</b>	<b>36,953.74</b>
<b>(VIII) Other Comprehensive Income</b>			
A (i) Items that will not be reclassified to profit or loss			
Net gain / (loss) on equity instruments measured through other comprehensive income		2,167.51	(15,966.40)
Remeasurement of the defined benefit liabilities		179.27	(66.36)
(ii) Income tax relating to items that will not be reclassified to profit or loss		(539.05)	3,719.73
<b>Subtotal (A)</b>		<b>1,807.73</b>	<b>(12,313.02)</b>
B (i) Items that will be reclassified to profit or loss		-	-
(ii) Income tax relating to items that will not be reclassified to profit or loss		-	-
<b>Subtotal (B)</b>		<b>-</b>	<b>-</b>
<b>Other Comprehensive Income (A+B)</b>		<b>1,807.73</b>	<b>(12,313.02)</b>
<b>(IX) Total Comprehensive Income for the year (VII+VIII)</b>		<b>36,492.86</b>	<b>24,640.72</b>
<b>(X) Earnings per equity share</b>	33		
Basic (INR )		17.91	19.08
Diluted (INR )		17.36	19.08

See accompanying notes to the financial statements

1 to 4

In terms of our joint report of even date attached

**For Rangamani & Co.**  
Chartered Accountants  
Firm Regn. No. 003052S

**For Krishnan Retna & Associates**  
Chartered Accountants  
Firm Regn. No. 001536S

**For and on behalf of the Board of Directors,**

**CA. Krishnan R**  
Partner  
Membership No.025927  
Place: Thiruvananthapuram

**CA. Krishnan R**  
Partner  
Membership No.006051  
Place: Thiruvananthapuram

**Thomas John Muthoot**  
Managing Director  
DIN: 00011618  
Place: Thiruvananthapuram

**Thomas George Muthoot**  
Director  
DIN: 00011552  
Place: Kochi

**Thomas Muthoot**  
Executive Director &  
Chief Financial Officer  
DIN: 00082099  
Place: Kochi

Date: May 28, 2022

**MUTHOOT FINCORP LIMITED**  
Muthoot Centre, Punnen Road, Trivandrum, Kerala-695039

**STANDALONE STATEMENT OF CASH FLOWS FOR THE YEAR ENDED 31st March 2022**

(INR in lakhs)

Particulars	As at 31st March 2022	As at 31st March 2021
<b>A Cash flow from Operating activities</b>		
<b>Net Profit before taxation</b>	<b>46,813.64</b>	<b>49,457.19</b>
<i>Adjustments to reconcile profit before tax to net cash flows:</i>		
Add: Depreciation, amortisation and impairment	21,070.48	22,636.89
Add: Impairment on financial instruments	7,152.74	5,041.91
Add: Finance cost	1,63,547.79	1,66,698.09
Add: Provision for Gratuity	174.23	440.78
Add: Provision for Compensated absence	(38.25)	68.52
Add: Net (gain) / loss on fair value changes	231.27	53.91
Less: Income on investments	(1,578.71)	(593.00)
Less: Dividend income	(17.44)	(22.57)
<b>OPERATING PROFIT BEFORE WORKING CAPITAL CHANGES</b>	<b>2,37,355.75</b>	<b>2,43,781.71</b>
<b>Adjustments for:</b>		
(Increase)/Decrease in Trade receivables	(810.56)	1,098.94
(Increase)/Decrease in Bank balances other than cash and cash equivalents	5,236.97	(15,341.41)
(Increase)/Decrease in Loans	1,36,624.52	(4,58,537.99)
(Increase)/Decrease in Other financial asset	5,429.50	(4,290.64)
(Increase)/Decrease in Other non-financial asset	895.82	(2,464.66)
Increase/(Decrease) in Other financial liabilities	585.17	(191.27)
Increase/(Decrease) in Other non-financial liabilities	369.26	(2,215.26)
Increase/(Decrease) in Trade payables	3,011.46	(35,109.31)
Increase/(Decrease) in Provisions	179.27	(66.36)
<b>Cash generated / (utilised) from / (for) operations</b>	<b>3,88,877.17</b>	<b>(2,73,336.26)</b>
Finance cost paid	(1,50,126.58)	(1,52,255.92)
Income tax paid	(16,041.41)	(14,533.94)
<b>Net cash flows from operating activities</b>	<b>2,22,709.17</b>	<b>(4,40,126.12)</b>
<b>B Cash flow from Investing activities</b>		
Purchase of property, plant and equipment and intangible assets	(3,802.61)	(3,668.14)
Proceeds against (purchase) / sale of investment funds	420.54	(39.00)
Proceeds against (purchase) / sale of equity investments	(526.77)	465.09
Proceeds against (purchase) / sale of debt securities	300.00	(70.00)
Investments in unquoted equity shares	(200.00)	(9.00)
Dividend income	17.44	22.57
Income on investments	1,578.71	593.00
<b>Net cash flows from investing activities</b>	<b>(2,212.69)</b>	<b>(2,705.48)</b>
<b>C Cash flow from Financing activities</b>		
Increase / (decrease) in debt securities	(57,821.90)	3,50,473.14
Increase / (decrease) in borrowings (other than debt securities)	56,034.28	1,30,523.58
Increase / (decrease) in subordinated liabilities	(9,201.75)	(10,655.40)
Payment of lease liabilities	(17,821.39)	(16,609.79)
Proceeds from issue of Cumulative Compulsorily Convertible Preference Shares	15,000.00	-
Dividend paid	(11,622.33)	-
<b>Net cash flows from financing activities</b>	<b>(25,433.09)</b>	<b>4,53,731.52</b>
<b>D Net increase/(decrease) in cash and cash equivalents (A+B+C)</b>	<b>1,95,063.39</b>	<b>10,899.92</b>
Cash and cash equivalents at April 01, 2021 / April 01, 2020	40,917.19	30,017.28
<b>Cash and cash equivalents at March 31, 2022 / March 31, 2021</b>	<b>2,35,980.59</b>	<b>40,917.19</b>

See accompanying notes to the financial statements

In terms of our joint report of even date attached

**For Rangamani & Co.**  
Chartered Accountants  
Firm Regn. No. 003052S

**For Krishnan Retna & Associates**  
Chartered Accountants  
Firm Regn. No. 001536S

**For and on behalf of the Board of Directors,**

**CA. Krishnan R**  
Partner  
Membership No.025927  
Place: Thiruvananthapuram

**CA. Krishnan R**  
Partner  
Membership No.006051  
Place: Thiruvananthapuram

**Thomas John Muthoot**  
Managing Director  
DIN: 00011618  
Place: Thiruvananthapuram

**Thomas George Muthoot**  
Director  
DIN: 00011552  
Place: Kochi

**Thomas Muthoot**  
Executive Director &  
Chief Financial Officer  
DIN: 00082099  
Place: Kochi

Date: May 28, 2022

# MUTHOOT FINCORP LIMITED

Muthoot Centre, Punnen Road, Trivandrum, Kerala-695039

## STANDALONE STATEMENT OF CHANGES IN EQUITY FOR THE YEAR ENDED 31st March 2022

### A. Equity Share Capital

Equity shares of INR 10/- each issued, subscribed and fully paid (INR in lakhs)

Particulars	No. of shares	Amount
<b>Balance as on 1st April 2020</b>	<b>19,37,05,560.00</b>	<b>19,370.56</b>
Changes in equity share capital due to prior period errors	-	-
<b>Restated Balance as on 1st April 2020</b>	<b>-</b>	<b>-</b>
Changes in equity share capital during the year	-	-
<b>Balance as on 31st March 2021</b>	<b>19,37,05,560.00</b>	<b>19,370.56</b>
Changes in equity share capital due to prior period errors	-	-
<b>Restated Balance as on 1st April 2021</b>	<b>-</b>	<b>-</b>
Changes in equity share capital during the year	-	-
<b>Balance as on 31st March 2022</b>	<b>19,37,05,560.00</b>	<b>19,370.56</b>

### B. Other Equity

(INR in lakhs)

Particulars	Reserves and Surplus			Other Comprehensive Income		Total Other Equity
	Securities Premium Reserve	Statutory Reserve	Retained Earnings	Equity Instruments through Other Comprehensive income	Actuarial valuation of gratuity impact through Other Comprehensive Income	
<b>Balance as on 31st March 2020</b>	<b>38,129.85</b>	<b>41,575.93</b>	<b>84,614.75</b>	<b>1,11,540.02</b>	<b>206.98</b>	<b>2,76,067.53</b>
Profit for the year	-	-	36,953.74	-	-	36,953.74
Other Comprehensive Income (net of taxes)	-	-	-	(12,263.37)	(49.66)	(12,313.02)
Transfer to Reserves u/s. 45-IC of RBI Act, 1934	-	7,390.75	(7,390.75)	-	-	-
Changes due to prior period errors	-	-	-	-	-	-
Dividend Paid	-	-	-	-	-	-
Dividend Tax Paid	-	-	-	-	-	-
<b>Balance as on 31st March 2021</b>	<b>38,129.85</b>	<b>48,966.68</b>	<b>1,14,177.75</b>	<b>99,276.65</b>	<b>157.32</b>	<b>3,00,708.24</b>
Profit for the year	-	-	34,685.13	-	-	34,685.13
Other Comprehensive Income (net of taxes)	-	-	-	1,673.58	134.15	1,807.73
Transfer to Reserves u/s. 45-IC of RBI Act, 1934	-	6,937.03	(6,937.03)	-	-	-
Changes due to prior period errors	-	-	-	-	-	-
Dividend Paid	-	-	(11,622.33)	-	-	(11,622.33)
Dividend Tax Paid	-	-	-	-	-	-
<b>Balance as on 31st March 2022</b>	<b>38,129.85</b>	<b>55,903.70</b>	<b>1,30,303.52</b>	<b>1,00,950.23</b>	<b>291.47</b>	<b>3,25,578.77</b>

*See accompanying notes to the Financial Statements*

In terms of our joint report of even date attached

**For Rangamani & Co.**

Chartered Accountants  
Firm Regn. No. 003052S

**For Krishnan Retna & Associates**

Chartered Accountants  
Firm Regn. No. 001536S

**For and on behalf of the Board of Directors,**

**Thomas John Muthoot**  
Managing Director  
DIN: 00011618  
Place: Thiruvananthapuram

**Thomas George Muthoot**  
Director  
DIN: 00011552  
Place: Kochi

**CA. Krishnan R**

Partner  
Membership No.025927  
Place: Thiruvananthapuram

**CA. Krishnan R**

Partner  
Membership No.006051  
Place: Thiruvananthapuram

**Thomas Muthoot**  
Executive Director and  
Chief Financial Officer  
DIN: 00082099  
Place: Kochi

Date: May 28, 2022

## **Muthoot FinCorp Limited**

### **Notes forming part of Financial Statements**

#### **Significant Accounting Policies**

##### **1. Corporate Information**

Muthoot FinCorp Limited, ('MFL' or 'the Company'), is a public limited company, incorporated on June 10, 1997 under the provisions of Companies Act, 1956. The company is a Non-Deposit Accepting Non-Banking Financial Company (NBFC) registered with Reserve Bank of India (RBI) and is classified as a Non Deposit Taking Systematically Important Loan Company (NDSI).

Muthoot FinCorp Limited, the flagship company of the 135 year old Muthoot Pappachan Group, provides a diverse mix of retail offerings catering to the various needs of its customers and is primarily engaged in business of Gold Loans through its branch network across India. The company also offers SME Loans, Forex Services, Money Transfer Services and Wealth Management Services to its customers in its strive to be the most trusted financial service provider. The company is engaged in real estate business to a very limited extent.

MFL is the parent company of Muthoot Microfin Limited, Muthoot Housing Finance Company Limited and Muthoot Pappachan Technologies Limited.

The Company's registered office is at Muthoot Centre, TC No.14/2074-7, Punnen Road, Thiruvananthapuram, Kerala, India.

The Registration details of the Company are as follows:

Reserve Bank of India Registration no.: N - 16.00170

Corporate Identity Number (CIN): U65929KL1997PLC011518

##### **2. Basis of preparation**

The financial statements have been prepared in accordance with Indian Accounting Standards (Ind AS) as per the Companies (Indian Accounting Standards) Rules, 2015 (as amended from time to time) and notified under section 133 of the Companies Act, 2013 (the Act) along with other relevant provisions of the Act, the Master Direction – Non-Banking Financial Company – Systemically Important Non-Deposit taking Company and Deposit taking Company (Reserve Bank) Directions, 2016 ('the NBFC Master Directions') and notification for Implementation of Indian Accounting Standard vide circular RBI/2019-20/170 DOR(NBFC).CC.PD.No.109/22.10.106/2019-20 dated 13 March 2020 ('RBI Notification for Implementation of Ind AS') issued by RBI to the extent applicable. The Company uses accrual basis of accounting except in case of significant uncertainties.

The financial statements are prepared on a going concern basis, as the Management is satisfied that the Company shall be able to continue its business for the foreseeable future and no material uncertainty exists that may cast significant doubt on the going concern assumption. The outbreak of COVID-19 has not affected the going concern assumption of the Company.

The financial statements of the Company are presented as per Schedule III (Division III) of the Companies Act, 2013 applicable to NBFCs, as notified by the Ministry of Corporate Affairs.

##### **Basis of measurement**

The financial statements have been prepared on a historical cost basis, except for following assets and liabilities which have been measured at fair value:

- i) Investments in equity instruments at fair value through other comprehensive income (FVOCI) or at fair value through statement of profit or loss (FVTPL)
- ii) Investments which are held for trading



- iii) Defined benefit plans.
- iv) Cumulative, Compulsorily Convertible Preference Shares issued at Fair Value through profit or loss (FVTPL)

### **Functional and presentation currency**

The financial statements are presented in Indian Rupees (INR) which is also functional currency of the Company and the currency of the primary economic environment in which the Company operates. All values are rounded to the nearest lakhs, except when otherwise indicated.

### **3. Significant accounting policies**

#### **3.1 Recognition of interest income**

Interest income is recognised by applying the Effective Interest Rate (EIR) to the gross carrying amount of financial assets other than credit-impaired assets and financial assets classified as measured at FVTPL.

The EIR in case of a financial asset is computed:

- a. As the rate that exactly discounts estimated future cash receipts through the expected life of the financial asset to the gross carrying amount of a financial asset.
- b. By considering all the contractual terms of the financial instrument in estimating the cash flows.
- c. Including all fees received between parties to the contract that are an integral part of the effective interest rate, transaction costs, and all other premiums or discounts.

Any subsequent changes in the estimation of the future cash flows is recognised in interest income with the corresponding adjustment to the carrying amount of the assets. Interest income is not recognized on credit impaired assets.

#### **3.2 Recognition of revenue from sale of goods and services**

Revenue (other than for financial instruments) is measured at fair value of the consideration received or receivable. Ind AS 115 Revenue from contracts with customers outlines a single comprehensive model of accounting for revenue arising from contracts with customers and supersedes current revenue recognition guidance found within Ind ASs.

The Company recognises revenue from contracts with customers based on a five-step model as set out in Ind AS 115:

Step 1: Identify contract(s) with a customer: A contract is defined as an agreement between two or more parties that creates enforceable rights and obligations and sets out the criteria for every contract that must be met.

Step 2: Identify performance obligations in the contract: A performance obligation is a promise in a contract with a customer to transfer a good or service to the customer.

Step 3: Determine the transaction price: The transaction price is the amount of consideration to which the Company expects to be entitled in exchange for transferring promised goods or services to a customer, excluding amounts collected on behalf of third parties.

Step 4: Allocate the transaction price to the performance obligations in the contract: For a contract that has more than one performance obligation, the Company allocates the transaction price to each performance obligation in an amount that depicts the amount of consideration to which the Company expects to be entitled in exchange for satisfying each performance obligation.

Step 5: Recognise revenue when (or as) the Company satisfies a performance obligation

Revenue from contract with customer for rendering services is recognised at a point in time when performance obligation is satisfied.

### **3.2.1 Dividend income**

Dividend income is recognised when the Company's right to receive the payment is established, it is probable that the economic benefits associated with the dividend will flow to the entity and the amount of the dividend can be measured reliably.

### **3.2.2 Rental Income**

Rental income arising from operating leases is accounted for on a straight-line basis over the lease terms and is included in rental income in the statement of profit and loss, unless the increase is in line with expected general inflation, in which case lease income is recognised based on contractual terms.

### **3.2.3 Fees and commission income**

Fees and commission income such as service charges, commission from fee based business lines, service income etc. are recognised on point in time basis.

### **3.2.4 Net gain on fair value changes**

The Company designates certain financial assets for subsequent measurement at fair value through profit or loss (FVTPL) or fair value through other comprehensive income (FVOCI). The Company recognises gains on fair value change of financial assets measured at FVTPL on net basis.

### **3.2.5 Net gain on derecognition of financial instruments**

Gains arising out of direct assignment transactions comprise the difference between the interest on the loan portfolio and the applicable rate at which the direct assignment is entered into with the assignee, also known as the excess interest spread (EIS).

## **3.3 Financial instruments**

### **1.1.1. Initial recognition**

All financial assets are recognised initially at fair value plus, in the case of financial assets not recorded at fair value through profit or loss, transaction costs that are attributable to the acquisition of the financial asset.

Loans are recognised when funds are transferred to the customers' account. Investments are recognised on settlement date. The Company recognises debt securities and borrowings when funds reach the Company, post allotment if applicable.

### **1.1.2. Initial and subsequent measurement of financial instruments**

The Company classifies its financial assets into the following measurement categories:

1. Debt instruments at amortised cost
2. Debt instruments at fair value through other comprehensive income (FVTOCI)
3. Debt instruments, derivatives and equity instruments at fair value through profit or loss (FVTPL)
4. Equity instruments in subsidiary companies at cost
5. Equity instruments measured at fair value through other comprehensive income FVTOCI

The classification depends on the contractual terms of the financial assets' cash flows and the Company's business model for managing financial assets which are explained below:

#### Business model assessment

The Company determines its business model at the level that best reflects how it manages groups of financial assets to achieve its business objective.

The Company's business model is not assessed on an instrument-by-instrument basis, but at a higher level of aggregated portfolios and is based on observable factors such as:

- ▶ How the performance of the business model and the financial assets held within that business model are evaluated and reported to the entity's key management personnel
- ▶ The risks that affect the performance of the business model (and the financial assets held within that business model) and the way those risks are managed
- ▶ How managers of the business are compensated (for example, whether the compensation is based on the fair value of the assets managed or on the contractual cash flows collected)
- ▶ The expected frequency, value and timing of sales are also important aspects of the Company's assessment. The business model assessment is based on reasonably expected scenarios without taking 'worst case' or 'stress case' scenarios into account. If cash flows after initial recognition are realised in a way that is different from the Company's original expectations, the Company does not change the classification of the remaining financial assets held in that business model, but incorporates such information when assessing newly originated or newly purchased financial assets going forward.

#### The SPPI test

As a second step of its classification process, the Company assesses the contractual terms of financial assets to identify whether they meet the SPPI test.

'Principal' for the purpose of this test is defined as the fair value of the financial asset at initial recognition and may change over the life of the financial asset (for example, if there are repayments of principal or amortisation of the premium/discount).

In making this assessment, the Company considers whether the contractual cash flows are consistent with a basic lending arrangement i.e. interest includes only consideration for the time value of money, credit risk, other basic lending risks and a profit margin that is consistent with a basic lending arrangement. Where the contractual terms introduce exposure to risk or volatility that are inconsistent with a basic lending arrangement, the related financial asset is classified and measured at fair value through profit or loss.

The Company classifies its financial liabilities at amortised costs unless it has designated liabilities at fair value through the profit and loss account or is required to measure liabilities at fair value through profit or loss such as derivative liabilities.

#### **1.1.3. Financial assets measured at amortised cost**

A 'debt instrument' is measured at amortised cost if both the following conditions are met:

- a. The financial asset is held within a business model with the objective to hold financial assets to collect contractual cash flows and
- b. The contractual terms of the financial asset give rise on specified dates to cash flows that are solely payments of principal and interest (SPPI) on the principal amount outstanding.

After initial measurement at fair value plus directly attributable costs, these financial assets are subsequently measured at amortised cost using the effective interest rate (EIR) method. Amortised cost is calculated by considering any discount or premium on acquisition and fees or costs that are an integral part of the EIR. The EIR amortisation is included in interest income in the profit or loss. The losses arising from impairment are recognised in the Statement of Profit and Loss. Any gain or loss on derecognition is also recognised in statement of profit and loss.

#### **1.1.4. Financial assets measured at fair value through other comprehensive income**

A 'debt instrument' is measured at fair value through other comprehensive income if both the following conditions are met:

- a. The financial asset is held within a business model with the objective to hold financial assets to collect contractual cash flows and selling the assets and
- b. The contractual terms of the financial asset give rise on specified dates to cash flows that are solely payments of principal and interest (SPPI) on the principal amount outstanding

Debt instruments included within the FVOCI category are measured at each reporting date at fair value with such changes being recognised in other comprehensive income (OCI). The interest income on these assets is recognised in profit or loss. Impairment losses or reversals, interest revenue and foreign exchange gains and losses are recognised in profit and loss. Upon disposal, the cumulative gain or loss previously recognised in other comprehensive income is reclassified from equity to the income statement.

#### **1.1.5. Financial Instrument measured at fair value through profit or loss**

Any debt instrument, which does not meet the criteria for categorization as at amortized cost or as FVTOCI, is classified as at FVTPL. In addition, debt instruments that meet the amortised cost criteria or the FVTOCI criteria but are designated as at FVTPL are measured at FVTPL.

A financial asset that meets the amortised cost criteria or debt instruments that meet the FVOCI criteria may be designated as at FVTPL upon initial recognition, if such designation eliminates or significantly reduces a measurement or recognition inconsistency that would arise from measuring assets or liabilities or recognising the gains and losses on them on different bases.

Company's investment is classified as FVTPL, if it is acquired or incurred principally for the purpose of selling or repurchasing in the near term, or forms part of a portfolio of financial instruments that are managed together and for which there is evidence of short-term profit taking.

Financial instruments held at fair value through profit or loss, are initially recognised at fair value, with transaction costs recognised in the income statement as incurred. Subsequently, they are measured at fair value and any gains or losses are recognised in the income statement as they arise.

#### **1.1.6. Equity instruments**

The Company subsequently measures investment in equity investments at fair value through profit or loss, unless the Company's management has elected to classify irrevocably some of its equity investments as equity instruments at FVOCI, when such instruments meet the definition of definition of Equity under Ind AS 32 *Financial Instruments: Presentation* and are not held for trading. Such classification is determined on an instrument-by-instrument basis.

Gains and losses on these equity instruments classified at FVOCI are never recycled to profit or loss. Dividends are recognised in profit or loss as dividend income when the right of the payment has been established, except when the Company benefits from such proceeds as a recovery of part of the cost of the instrument, in which case, such gains are recorded in OCI.

### **3.3.1 Financial Liabilities**

#### **Initial Measurement**

All financial liabilities are initially recognised at fair value. Transaction cost that are directly attributable to the acquisition or the issue of financial liability, which are not at fair value through profit or loss, are adjusted to fair value at initial recognition.

### Subsequent Measurement

Financial liabilities are subsequently carried at amortized cost using the effective interest method.

## **3.4 Derecognition of financial assets and liabilities**

### **3.4.1 Financial Asset**

A financial asset (or, where applicable, a part of a financial asset or part of a group of similar financial assets) is derecognised when the rights to receive cash flows from the financial asset have expired. The Company also derecognises the financial asset if it has both transferred the financial asset and the transfer qualifies for derecognition.

The Company has transferred the financial asset if, and only if, either:

- a) The Company has transferred its contractual rights to receive cash flows from the financial asset
- or
- b) It retains the rights to the cash flows, but has assumed an obligation to pay the received cash flows in full without material delay to a third party under a 'pass-through' arrangement

Pass-through arrangements are transactions whereby the Company retains the contractual rights to receive the cash flows of a financial asset (the 'original asset'), but assumes a contractual obligation to pay those cash flows to one or more entities (the 'eventual recipients'), when all of the following three conditions are met:

- ▶ The Company has no obligation to pay amounts to the eventual recipients unless it has collected equivalent amounts from the original asset, excluding short-term advances with the right to full recovery of the amount lent plus accrued interest at market rates
- ▶ The Company cannot sell or pledge the original asset other than as security to the eventual recipients
- ▶ The Company has to remit any cash flows it collects on behalf of the eventual recipients without material delay. In addition, the Company is not entitled to reinvest such cash flows, except for investments in cash or cash equivalents including interest earned, during the period between the collection date and the date of required remittance to the eventual recipients.

A transfer only qualifies for derecognition if either:

- ▶ The Company has transferred substantially all the risks and rewards of the asset or,
- ▶ The Company has neither transferred nor retained substantially all the risks and rewards of the asset, but has transferred control of the asset
  
- ▶ The Company considers control to be transferred if and only if, the transferee has the practical ability to sell the asset in its entirety to an unrelated third party and is able to exercise that ability unilaterally and without imposing additional restrictions on the transfer.

When the Company has neither transferred nor retained substantially all the risks and rewards and has retained control of the asset, the asset continues to be recognised only to the extent of the Company's continuing involvement, in which case, the Company also recognises an associated liability. The transferred asset and the associated liability are measured on a basis that reflects the rights and obligations that the Company has retained.

### 3.4.2 Financial Liability

A financial liability is derecognised when the obligation under the liability is discharged, cancelled or expires. Where an existing financial liability is replaced by another from the same lender on substantially different terms, or the terms of an existing liability are substantially modified, such an exchange or modification is treated as de recognition of the original liability and the recognition of a new liability. The difference between the carrying value of the original financial liability and the consideration paid is recognised in profit or loss.

### 3.5 Offsetting

Financial assets and financial liabilities are generally reported gross in the balance sheet. Financial assets and liabilities are offset, and the net amount is presented in the balance sheet when the Company has a legal right to offset the amounts and intends to settle on a net basis or to realise the asset and settle the liability simultaneously in all the following circumstances:

- a. The normal course of business
- b. The event of default
- c. The event of insolvency or bankruptcy of the Company and/or its counter parties.

### 3.6 Impairment of financial assets

#### 3.6.1 Overview of the Expected Credit Loss (ECL) principles

The Company has created provisions on all financial assets wherever required, except for financial assets classified as FVTPL, based on the expected credit loss method.

The ECL provision is based on the credit losses expected to arise over the life of the asset (the lifetime expected credit loss), unless there has been no significant increase in credit risk since origination, in which case, the allowance is based on the 12 months' expected credit loss. The 12-month ECL is the portion of Lifetime ECL that represent the ECLs that result from default events on financial assets that are possible within the 12 months after the reporting date.

The Company performs an assessment, at the end of each reporting period, of whether a financial instrument's credit risk has increased significantly since initial recognition, by considering the change in the risk of default occurring over the remaining life of the financial instrument.

Based on the above process, the Company categorises its loans into three stages as described below:

#### For non-impaired financial instruments

- Stage 1 is comprised of all non-impaired financial instruments which have not experienced a significant increase in credit risk (SICR) since initial recognition. A 12-month ECL provision is made for stage 1 financial instruments. In assessing whether credit risk has increased significantly, the Company compares the risk of a default occurring on the financial instrument as at the reporting date, with the risk of a default occurring on the financial instrument as at the date of initial recognition.
- Stage 2 is comprised of all non-impaired financial instruments which have experienced a SICR since initial recognition. The Company recognises lifetime ECL for stage 2 financial instruments. In subsequent reporting periods, if the credit risk of the financial instrument improves such that there is no longer a SICR since initial recognition, then entities recognize 12 months of ECL.

#### For impaired financial instruments:

Financial instruments are classified as stage 3 when there is objective evidence of impairment as a result of one or more loss events that have occurred after initial recognition with a negative

impact on the estimated future cash flows of a loan or a portfolio of loans. The Company recognises lifetime ECL for impaired financial instruments.

### **3.6.2 The calculation of ECLs**

The mechanics of the ECL calculations are outlined below and the key elements are, as follows:

**Probability of Default (PD)** - The Probability of Default is an estimate of the likelihood of default over a given time horizon.

The Company uses historical information where available to determine PD. Considering the different products, schemes, ticket size, loan to value and geographies, the Company has bifurcated its loan portfolio into various pools. PD is calculated using Incremental NPA approach considering fresh slippage using historical information.

**Exposure at Default (EAD)** - The Exposure at Default is an estimate of the exposure at a future default date, considering expected changes in the exposure after the reporting date, including repayments of principal and interest, whether scheduled by contract or otherwise, expected drawdowns on committed facilities, and accrued interest from missed payments.

**Loss Given Default (LGD)** – The Loss Given Default is an estimate of the loss arising in the case where a default occurs at a given time. It is based on the difference between the contractual cash flows due and those that the lender would expect to receive.

#### **Forward looking information**

While estimating the expected credit losses, the Company reviews macro-economic developments occurring in the economy and market it operates in. On a periodic basis, the Company analyses if there is any relationship between key economic trends like GDP, unemployment rates, benchmark rates set by the Reserve Bank of India, inflation etc. with the estimate of PD, LGD determined by the Company based on its internal data. While the internal estimates of PD, LGD rates by the Company may not be always reflective of such relationships, temporary overlays, if any, are embedded in the methodology to reflect such macro-economic trends reasonably.

#### **Write-offs**

Loans are written off (either partially or in full) when there is no realistic prospect of recovery. This is generally the case when it is determined that the customer does not have assets or sources of income that could generate sufficient cash flows to repay the amounts subjected to write-offs. Any subsequent recoveries against such loans are credited to the statement of profit and loss.

#### **Collateral**

To mitigate its credit risks on financial assets, the Company seeks to use collateral, where possible. The collateral comes in various forms, such as gold, securities, letters of credit/guarantees, stock, current asset etc. However, the fair value of collateral affects the calculation of ECLs. The fair value of the same is based on data provided by third party or management judgements.

#### **Impairment of Trade receivables**

The Company follows 'simplified approach' for recognition of impairment loss allowance on trade receivables. The Company uses a provision matrix to determine impairment loss allowance on portfolio of its trade receivables. The provision matrix is based on its historically observed default rates over the expected life of the trade receivables.

### **3.7 Determination of fair value**

The Company measures financial instruments, such as, investments at fair value at each balance sheet date.

Fair value is the price that would be received to sell an asset or paid to transfer a liability in an orderly transaction between market participants at the measurement date. The fair value measurement is based on the presumption that the transaction to sell the asset or transfer the liability takes place either:

- i. In the principal market for the asset or liability, or
- ii. In the absence of a principal market, in the most advantageous market for the asset or liability

The principal or the most advantageous market must be accessible by the Company.

The fair value of an asset or a liability is measured using the assumptions that market participants would use when pricing the asset or liability, if market participants act in their economic best interest.

A fair value measurement of a non-financial asset considers a market participant's ability to generate economic benefits by using the asset in its highest and best use or by selling it to another market participant that would use the asset in its highest and best use.

The Company uses valuation techniques that are appropriate in the circumstances and for which enough data are available to measure fair value, maximising the use of relevant observable inputs and minimising the use of unobservable inputs.

The financial instruments are classified based on a hierarchy of valuation techniques, as summarised below:

Level 1 financial instruments – Those where the inputs used in the valuation are unadjusted quoted prices from active markets for identical assets or liabilities that the Company has access to at the measurement date. The Company considers markets as active only if there are sufficient trading activities with regards to the volume and liquidity of the identical assets or liabilities and when there are binding and exercisable price quotes available on the balance sheet date.

Level 2 financial instruments – Those where the inputs that are used for valuation and are significant, are derived from directly or indirectly observable market data available over the entire period of the instrument's life. Such inputs include quoted prices for similar assets or liabilities in active markets, quoted prices for identical instruments in inactive markets and observable inputs other than quoted prices such as interest rates and yield curves, implied volatilities, and credit spreads. In addition, adjustments may be required for the condition or location of the asset or the extent to which it relates to items that are comparable to the valued instrument. However, if such adjustments are based on unobservable inputs which are significant to the entire measurement, the Company will classify the instruments as Level 3.

Level 3 financial instruments – Those that include one or more unobservable input that is significant to the measurement as whole.

### **3.8 Foreign Currency translation**

Transactions in foreign currencies, if any, are initially recorded in the functional currency at the spot rate of ex-change ruling at the date of the transaction. However, for practical reasons, the Company uses an average rate if the average approximates the actual rate at the date of the transaction.

Monetary assets and liabilities denominated in foreign currencies are retranslated into the functional currency at the spot rate of exchange at the reporting date. All differences arising on non-trading activities are taken to other income/expense in the statement of profit and loss.

Non-monetary items that are measured at historical cost in a foreign currency are translated using the spot exchange rates as at the date of recognition.



### **3.9 Finance cost**

Finance costs represents Interest expense recognised by applying the Effective Interest Rate (EIR) to the gross carrying amount of financial liabilities other than financial liabilities classified as FVTPL.

Interest expense includes issue costs that are initially recognized as part of the carrying value of the financial liability and amortized over the expected life using the effective interest method. These include fees including upfront costs incurred in relation to borrowings, commissions payable to advisers and other expenses such as external legal costs, provided these are incremental costs that are directly related to the issue of a financial liability. Interest accrued on lease liability recognized and measured in accordance with Ind AS 116 “Leases” also forms part of Finance cost.

### **3.10 Other income and expenses**

All Other income and expense are recognized in the period they occur.

### **3.11 Cash and cash equivalents**

Cash and cash equivalent in the balance sheet comprise cash at banks and on hand, short-term deposits with an original maturity of three months or less and forex balances, which are subject to an insignificant risk of changes in value.

For the purpose of the statement of cash flows, cash and cash equivalents consist of cash and short- term deposits, as defined above, net of outstanding bank overdrafts, if any, as they are considered an integral part of the Company’s cash management.

### **3.12 Property, plant and equipment**

Property, plant and equipment (PPE) are measured at cost less accumulated depreciation and accumulated impairment, (if any). The total cost of assets comprises its purchase price, freight, duties, taxes and any other incidental expenses directly attributable to bringing the asset to the location and condition necessary for it to be capable of operating in the manner intended by the management.

Changes in the expected useful life are accounted for by changing the amortisation period or methodology, as appropriate, and treated as changes in accounting estimates.

Subsequent expenditure related to an item of tangible asset are added to its gross value only if it increases the future benefits of the existing asset, beyond its previously assessed standards of performance and cost can be measured reliably. Other repairs and maintenance costs are expensed off as and when incurred.

#### **3.12.1 Depreciation**

Tangible assets are stated at historical cost less accumulated depreciation. Cost comprises the purchase price and any attributable cost of bringing the asset to its working condition for its intended use.

Depreciation is charged based on a review by the management during the year and at the rates derived based on the useful lives of the assets as specified in Schedule II of the Companies Act, 2013 on Straight Line Method.

The estimated useful lives are as follows:

Particulars	Useful life
Buildings	60 years
Computer	3 years
Furniture and Fixtures	5 to 30 years
Plant and Equipment	5 to 20 years
Vehicles	5 to 8 years
Windmill	22 years
Office equipment	15 years

The residual values, useful lives and methods of depreciation of property, plant and equipment are reviewed at each financial year end and adjusted prospectively, if appropriate.

Property plant and equipment is derecognised on disposal or when no future economic benefits are expected from its use. Any gain or loss arising on derecognition of the asset (calculated as the difference between the net disposal proceeds and the carrying amount of the asset) is recognised in the statement of profit and loss in the year the asset is derecognised. The date of disposal of an item of property, plant and equipment is the date the recipient obtains control of that item in accordance with the requirements for determining when a performance obligation is satisfied in Ind AS 115.

### 3.13 Intangible assets

The Company's intangible assets consist of computer software.

An intangible asset is recognised only when its cost can be measured reliably and it is probable that the expected future economic benefits that are attributable to it will flow to the Company.

Intangible assets acquired separately are measured on initial recognition at cost. The cost of an intangible asset comprises its purchase price and any directly attributable expenditure on making the asset ready for its intended use and net of any trade discounts and rebates. Following initial recognition, intangible assets are carried at cost less any accumulated amortisation and any accumulated impairment losses.

Intangible assets are amortised using the Written down value method to write down the cost of intangible assets to their residual values over their estimated useful lives. Intangible assets comprising of software are amortised on a Written down value basis over a period of 3 years keeping residual value 5%.

Gains or losses from derecognition of intangible assets are measured as the difference between the net disposal proceeds and the carrying amount of the asset are recognised in the Statement of Profit and Loss when the asset is derecognised.

### 3.14 Investment Property

Properties, held to earn rentals and/or capital appreciation are classified as investment property and measured and reported at cost, including transaction costs, borrowing cost and other directly attributable cost in bringing the asset to its working condition for its intended use. Subsequent expenditure is capitalized to the assets carrying amount only when it is probable that the future economic benefit associated with the expenditure will flow to the company.

An investment property is derecognised upon disposal or when the investment property is permanently withdrawn from use and no future economic benefits are expected from the disposal. Any gain or loss arising on derecognition of property is recognised in the Statement of Profit and Loss in the same period.

The fair value of investment property is disclosed in the notes accompanying these financial statements. Fair value has been determined by an independent valuer who holds a recognised and relevant professional qualification and has recent experience in the location and category of the investment property being valued.

### **3.15 Impairment of non-financial assets**

The Company assesses, at each reporting date, whether there is an indication that an asset may be impaired. If any indication exists, or when annual impairment testing for an asset is required, the Company estimates the asset's recoverable amount. An asset's recoverable amount is the higher of an asset's or cash-generating unit's (CGU) fair value less costs of disposal and its value in use. Recoverable amount is determined for an individual asset, unless the asset does not generate cash inflows that are largely independent of those from other assets or groups of assets. When the carrying amount of an asset or CGU exceeds its recoverable amount, the asset is considered impaired and is written down to its recoverable amount.

In assessing value in use, the estimated future cash flows are discounted to their present value using a pre-tax discount rate that reflects current market assessments of the time value of money and the risks specific to the asset. In determining fair value less costs of disposal, recent market transactions are considered. If no such transactions can be identified, an appropriate valuation model is used. These calculations are corroborated by valuation multiples, quoted share prices for publicly traded companies or other available fair value indicators.

An assessment is made at each reporting date to determine whether there is an indication that previously recognised impairment losses no longer exist or have decreased. If such indication exists, the Company estimates the asset's or CGU's recoverable amount. A previously recognised impairment loss is reversed only if there has been a change in the assumptions used to determine the asset's recoverable amount since the last impairment loss was recognised. The reversal is limited so that the carrying amount of the asset does not exceed its recoverable amount, nor exceed the carrying amount that would have been determined, net of depreciation, had no impairment loss been recognised for the asset in prior years. Such reversal is recognised in the statement of profit or loss unless the asset is carried at a revalued amount, in which case, the reversal is treated as a revaluation increase.

### **3.16 Post-employment benefits**

#### **3.16.1 Defined contribution schemes**

Contributions to the Employees Provident Fund Scheme maintained by the Central Government, Employee State Insurance Corporation (ESIC) etc. are accounted for on an accrual basis. Retirement benefit in the form of provident fund is a defined contribution scheme.

The company has no obligation, other than the contribution payable under the schemes. The company recognizes contribution payable to the provident fund scheme / ESIC as expenditure, when an employee renders the related service. If the contribution payable to the scheme / ESIC for service received before the balance sheet date exceeds the contribution already paid, the deficit payable to the scheme is recognized as a liability after deducting the contribution already paid. If the contribution already paid exceeds the contribution due for services received before the balance sheet date, then excess is recognized as an asset.

#### **3.16.2 Defined Benefit schemes**

##### *Gratuity*

The Company provides for gratuity covering eligible employees under which a lumpsum payment is paid to vested employees at retirement, death, incapacitation or termination of employment, of an amount reckoned on the respective employee's salary and his tenor of employment with the Company. The Company accounts for its liability for future gratuity benefits based on actuarial valuation determined at each Balance Sheet date by an Independent Actuary using Projected Unit Credit Method. The Company makes contributions to a Gratuity Fund administered by the Life Insurance Corporation of India.

The obligation is measured at the present value of the estimated future cash flows. The discount rates used for determining the present value of the obligation under defined benefit plan are based on the market yields on Government Securities as at the Balance Sheet date.

An actuarial valuation involves making various assumptions that may differ from actual developments in the future. These include the determination of the discount rate, future salary increases and mortality rates. Due to the complexities involved in the valuation and its long-term nature, these liabilities are highly sensitive to changes in these assumptions. All assumptions are reviewed at each reporting date.

Re-measurement, comprising of actuarial gains and losses (excluding amounts included in net interest on the net defined benefit liability), are recognized immediately in the balance sheet with a corresponding debit or credit to retained earnings through OCI in the period in which they occur. Re-measurements are not reclassified to profit and loss in subsequent periods.

### **3.17 Provisions**

Provisions are recognised when the enterprise has a present obligation (legal or constructive) as a result of past events, and it is probable that an outflow of resources embodying economic benefits will be required to settle the obligation, and a reliable estimate can be made of the amount of the obligation.

When the effect of the time value of money is material, the enterprise determines the level of provision by discounting the expected cash flows at a pre-tax rate reflecting the current rates specific to the liability. The expense relating to any provision is presented in the statement of profit and loss net of any reimbursement.

### **3.18 Taxes**

Income tax expense represents the sum of current tax and deferred tax.

#### **3.18.1 Current Tax**

Current tax is the amount of income taxes payable in respect of taxable profit for a period. Taxable profit differs from 'profit before tax' as reported in the Statement of Profit and Loss because of items of income or expense that are taxable or deductible in other years and items that are never taxable or deductible in accordance with applicable tax laws.

The tax rates and tax laws used to compute the amount are those that are enacted, or substantively enacted, by the end of reporting date in India where the Company operates and generates taxable income.

Current income tax relating to items recognised outside profit or loss is recognised outside profit or loss (either in other comprehensive income or in equity). Current tax items are recognised in correlation to the underlying transaction either in OCI or directly in equity. Management periodically evaluates positions taken in the tax returns with respect to situations in which applicable tax regulations are subject to interpretation and establishes provisions where appropriate.

#### **3.18.2 Deferred tax**

Deferred tax assets and liabilities are recognised for temporary differences arising between the tax bases of assets and liabilities and their carrying amounts. Deferred income tax is determined using tax rates (and laws) that have been enacted or substantively enacted by the reporting date and are expected to apply when the related deferred income tax asset is realised or the deferred income tax liability is settled.

Deferred tax assets are only recognised for temporary differences, unused tax losses and unused tax credits if it is probable that future taxable amounts will arise to utilise those temporary differences and losses. Deferred tax assets are reviewed at each reporting date and are reduced to the extent that it is no longer probable that the related tax benefit will be realised.

Deferred tax relating to items recognised outside profit and loss is recognised either in other comprehensive income or in equity. Deferred tax items are recognised in correlation to the underlying transaction either in OCI or directly in equity.

Deferred tax assets and liabilities are offset where there is a legally enforceable right to offset current tax assets and liabilities and they relate to income taxes levied by the same tax authority on the same taxable entity, or on different tax entities, but they intend to settle current tax liabilities and assets on a net basis or their tax assets and liabilities are realised simultaneously.

### **3.18.3 Goods and services tax /value added taxes paid on acquisition of assets or on incurring expenses**

Expenses and assets are recognised net of the goods and services tax/value added taxes paid, except:

- i. When the tax incurred on a purchase of assets or services is not recoverable from the taxation authority, in which case, the tax paid is recognised as part of the cost of acquisition of the asset or as part of the expense item, as applicable
- ii. When receivables and payables are stated with the amount of tax included

The net amount of tax recoverable from and / or payable to, the taxation authority is included as part of receivables or payables respectively in the balance sheet.

### **3.19 Contingent Liabilities and assets**

A contingent liability is a possible obligation that arises from past events whose existence will be confirmed by the occurrence or non-occurrence of one or more uncertain future events beyond the control of the Company or a present obligation that is not recognized because it is not probable that an outflow of resources will be required to settle the obligation. A contingent liability also arises in extremely rare cases where there is a liability that cannot be recognized because it cannot be measured reliably. The Company does not recognize a contingent liability but discloses its existence in the financial statements.

A contingent asset is a possible asset that arises from past events and whose existence will be confirmed only by the occurrence or non-occurrence of one or more uncertain future events not wholly within the control of the entity. The company does not have any contingent assets in the financial statements.

### **3.20 Earnings Per Share**

The Company reports basic and diluted earnings per share in accordance with Ind AS 33 on Earnings per share. Basic EPS is calculated by dividing the net profit or loss for the year attributable to equity shareholders (after deducting preference dividend and attributable taxes) by the weighted average number of equity shares outstanding during the year.

For calculating diluted earnings per share, the net profit or loss for the year attributable to equity shareholders and the weighted average number of shares outstanding during the year are adjusted for the effects of all dilutive potential equity shares. Dilutive potential equity shares are deemed converted as of the beginning of the period, unless they have been issued at a later date. In computing the dilutive earnings per share, only potential equity shares that are dilutive and that either reduces the earnings per share or increases loss per share are included.

### **3.21 Dividends on ordinary shares**

The Company recognises a liability to make cash or non-cash distributions to equity holders of the Company when the distribution is authorised and the distribution is no longer at the discretion of the Company. As per the corporate laws in India, a distribution is authorised when it is approved by the shareholders. A corresponding amount is recognised directly in equity.

Non-cash distributions are measured at the fair value of the assets to be distributed with fair value re-measurement recognised directly in equity.

Upon distribution of non-cash assets, any difference between the carrying amount of the liability and the carrying amount of the assets distributed is recognised in the statement of profit and loss.

### **3.22 Leases**

The determination of whether an arrangement is a lease, or contains a lease, is based on the substance of the arrangement and requires an assessment of whether the fulfilment of the arrangement is dependent on the use of a specific asset or assets or whether the arrangement conveys a right to use the asset.

#### ***Company as a lessee***

The Company's lease asset class consist of building, equipment and vehicles. The Company assesses whether a contract contains a lease, at inception of a contract. A contract is, or contains, a lease if the contract conveys the right to control the use of an identified asset for a period of time in exchange for consideration. The Company has, at the date of transition, recognized a right-of use asset and a corresponding lease liability for all active lease arrangements in which it is a lessee, except for leases with a term of twelve months or less (short term lease) and low value assets. For these short-term and low value leases, the Company recognizes the lease payments as an operating expense on a straight line basis over the term of the lease.

The right-of-use assets are recognized at cost, which comprises the present value of the lease liability as at the date of transition. Right-of-use assets are depreciated on a straight-line basis over the shorter of the balance lease term and useful life of the underlying asset. The lease liability is initially measured at amortised cost at the present value of the future lease payments. The lease payments are discounted using the interest rate implicit on the lease or, if not readily determinable, using the incremental borrowing rates. Interest accrued on lease liability and lease payments made, are subsequently adjusted to the initial recognition of lease liability.

#### ***Company as a lessor***

Leases where the Company does not transfer substantially all the risks and benefits incidental to ownership of the leased items are operating leases. Rental Income arising from operating leases is accounted for on a straight-line basis over the lease terms and is included in rental income in the statement of profit and loss.

### **3.23 Cash flow statement**

Cash flows are reported using indirect method, whereby net profits before tax is adjusted for the effects of transactions of a non-cash nature and any deferrals or accruals of past or future cash receipts or payments and items of income or expenses associated with investing or financing cash flows. The cash flows from regular revenue generating (operating activities), investing and financing activities of the Company are segregated.

## **4 Significant accounting judgements, estimates and assumptions**

The preparation of financial statements in conformity with the Ind AS requires the management to make judgments, estimates and assumptions that affect the reported amounts of revenues, expenses, assets and liabilities and the accompanying disclosure and the disclosure of contingent liabilities, at the end of the reporting period. Estimates and underlying assumptions are reviewed on an ongoing basis. Revisions to accounting estimates are recognised in the period in which the estimates are revised and future periods are affected. Although these estimates are based on the management's best knowledge of current events and actions, uncertainty about these assumptions and estimates could result in the outcomes requiring a material adjustment to the carrying amounts of assets or liabilities in future periods.

In particular, information about significant areas of estimation, uncertainty and critical judgments in applying accounting policies that have the most significant effect on the amounts recognized in the financial statements is included in the following notes:

#### **4.1 Business Model Assessment**

Classification and measurement of financial assets depends on the results of the SPPI and the business model test. The Company determines the business model at a level that reflects how groups of financial assets are managed together to achieve a business objective. This assessment includes judgement reflecting all relevant evidence including how the performance of the assets is evaluated and their performance measured, the risks that affect the performance of the assets and how these are managed and how the managers of the assets are compensated. The Company monitors financial assets measured at amortised cost or fair value through other comprehensive income that are derecognised prior to their maturity to understand the reason for their disposal and whether the reasons are consistent with the objective of the business for which the asset was held. Monitoring is part of the Company's continuous assessment of whether the business model for which the remaining financial assets are held continues to be appropriate and if it is not appropriate whether there has been a change in business model and so a prospective change to the classification of those assets.

#### **4.2 Defined employee benefit assets and liabilities**

The cost of the defined benefit gratuity plan and the present value of the gratuity obligation are determined using actuarial valuations. An actuarial valuation involves making various assumptions that may differ from actual developments in the future. These include the determination of the discount rate, future salary increases and mortality rates. Due to the complexities involved in the valuation and its long-term nature, a defined benefit obligation is highly sensitive to changes in these assumptions. All assumptions are reviewed at each reporting date.

#### **4.3 Fair value measurement:**

When the fair values of financial assets and financial liabilities recorded in the balance sheet cannot be measured based on quoted prices in active markets, their fair value is measured using various valuation techniques. The inputs to these models are taken from observable markets where possible, but where this is not feasible, a degree of judgment is required in establishing fair values. Judgments include considerations of inputs such as liquidity risk, credit risk and volatility. Changes in assumptions about these factors could affect the reported fair value of financial instruments.

#### **4.4 Impairment of financial assets**

The measurement of impairment losses across all categories of financial assets requires judgement the estimation of the amount and timing of future cash flows and collateral values when determining impairment losses and the assessment of a significant increase in credit risk. These estimates are driven by several factors, changes in which can result in different levels of allowances. It has been the Company's policy to regularly review its models in the context of actual loss experience, regulatory advisories, market conditions and forecasts and revise when necessary.

#### **4.5 Effective Interest Rate (EIR) method**

The Company's EIR methodology, recognises interest income / expense using a rate of return that represents the best estimate of a constant rate of return over the expected behavioural life of loans given / taken and recognises the effect of potentially different interest rates at various stages and other characteristics of the product life cycle (including prepayments and penalty interest and charges).

This estimation, by nature, requires an element of judgement regarding the expected behaviour and life-cycle of the instruments, as well expected changes to India's base rate and other fee income/expense that are integral parts of the instrument.

#### **4.6 Other estimates:**

These include contingent liabilities, useful lives of tangible and intangible assets etc.

**MUTHOOT FINCORP LIMITED**

Standalone Notes to financial statements for the year ended 31st March 2022

(Rupees in lakhs, except for share data and unless otherwise stated)

**5 Cash and cash equivalents**

Particulars	As at 31st March 2022	As at 31st March 2021
Cash on hand	8,775.44	10,109.40
Balances with Banks		
- in current accounts	1,53,882.08	28,053.24
- in deposit accounts having original maturity less than three months	73,263.12	2,714.16
Others		
-Foreign currency balances	59.94	40.40
<b>Total</b>	<b>2,35,980.59</b>	<b>40,917.19</b>

\* Includes earmarked balances of INR 3,543.54 as at 31st March 2022 (31st March 2021 - INR 1,286.99) towards margin money, staff deposits &amp; loan against deposit.

**6 Bank Balance other than above**

Particulars	As at 31st March 2022	As at 31st March 2021
Deposit with original maturity for more than three months but less than twelve months*	4,319.72	2,612.60
Balance with Banks in escrow accounts	6,769.42	13,713.50
<b>Total</b>	<b>11,089.14</b>	<b>16,326.10</b>

\* Includes earmarked balances of INR 4,043.15 as at 31st March 2022 (31st March 2021 - INR 1,961.01) towards margin money, staff deposits &amp; loan against deposit.

**7 Receivables**

Particulars	As at 31st March 2022	As at 31st March 2021
<b>TRADE RECEIVABLES</b>		
<b>Receivables considered good - Unsecured</b>		
Receivables from Money Transfer business	847.35	921.73
Wind Mill income receivable	1,748.85	891.46
Other Trade Receivables	34.30	6.74
<b>Sub-Total</b>	<b>2,630.50</b>	<b>1,819.94</b>
<b>Less: Allowances for Impairment Loss</b>	<b>-</b>	<b>-</b>
<b>Total Net receivable</b>	<b>2,630.50</b>	<b>1,819.94</b>

(i) Of the total receivables as above, the following pertains to receivables due from directors or other officers of the Company either severally or jointly with any other person or from firms or private companies respectively in which any director is a partner, a director or a member:

Particulars	As at 31st March 2022	As at 31st March 2021
From Directors, relatives of Directors or Officers of the Company	2.24	1.12
From firms in which any director is a partner	-	-
From Companies in which any director is a director or a member	4.04	5.62
<b>Total</b>	<b>6.28</b>	<b>6.74</b>



(ii) Trade receivables are non-interest bearing and are short-term in nature. These consist of receivable from government and other parties, and does not involve any credit risk.

**(iii) Ageing Schedule of Trade Receivables (At at 31st March,2022)**

Particulars	Outstanding for following periods from due date of payment					
	Less than 6 months	6 months- 1 year	1-2 years	2-3 years	More than 3 years	Total
(i) Undisputed Trade Receivables- considered good	1,101.84	637.20	891.46	0.01	-	2,630.50
(ii) Undisputed Trade Receivables- which have significant increase in credit risk	-	-	-	-	-	-
(iii) Undisputed Trade Receivables- credit impaired	-	-	-	-	-	-
(iv) Disputed Trade Receivables- considered good	-	-	-	-	-	-
(v) Disputed Trade Receivables- which have significant increase in credit risk	-	-	-	-	-	-
(vi) Disputed Trade Receivables- credit impaired	-	-	-	-	-	-

**(iv) Ageing Schedule of Trade Receivables (At at 31st March,2021)**

Particulars	Outstanding for following periods from due date of payment					
	Less than 6 months	6 months- 1 year	1-2 years	2-3 years	More than 3 years	Total
(i) Undisputed Trade Receivables- considered good	1,294.91	425.39	99.64	0.01	-	1,819.94
(ii) Undisputed Trade Receivables- which have significant increase in credit risk	-	-	-	-	-	-
(iii) Undisputed Trade Receivables- credit impaired	-	-	-	-	-	-
(iv) Disputed Trade Receivables- considered good	-	-	-	-	-	-
(v) Disputed Trade Receivables- which have significant increase in credit risk	-	-	-	-	-	-
(vi) Disputed Trade Receivables- credit impaired	-	-	-	-	-	-

<This section has been intentionally left blank>

**MUTHOOT FINCORP LIMITED**

Standalone Notes to financial statements for the year ended 31st March 2022

(Rupees in lakhs, except for share data and unless otherwise stated)

**8 Loans (At amortised Cost)**

Particulars	As at 31st March 2022	As at 31st March 2021
<b>A.</b>		
Retail Loans	16,98,032.48	18,33,995.00
High Value Loans	34,191.91	34,871.61
Staff Loan	89.08	71.39
<b>Total</b>	<b>17,32,313.47</b>	<b>18,68,937.99</b>
Less: Impairment loss allowance	(30,792.59)	(23,639.85)
<b>Total (A) - Net</b>	<b>17,01,520.88</b>	<b>18,45,298.14</b>
<b>B.</b>		
<b>I) Secured by tangible assets</b>		
Retail Loans	16,95,435.33	18,30,056.55
High Value Loans	33,840.86	34,830.30
<b>II) Secured by intangible assets</b>	-	-
<b>Total (I) - Gross</b>	<b>17,29,276.20</b>	<b>18,64,886.85</b>
Less : Impairment loss allowance	(29,356.63)	(22,553.08)
<b>Total (I) - Net</b>	<b>16,99,919.57</b>	<b>18,42,333.77</b>
<b>II) Covered by Bank / Government Guarantees</b>	-	-
<b>III) Unsecured</b>		
Retail Loans	2,597.15	3,938.45
High Value Loans	351.05	41.30
Staff Loan	89.08	71.39
<b>Total (III) - Gross</b>	<b>3,037.28</b>	<b>4,051.14</b>
Less : Impairment loss allowance	(1,435.96)	(1,086.76)
<b>Total (III) - Net</b>	<b>1,601.31</b>	<b>2,964.38</b>
<b>Total (I+II+III) - Net</b>	<b>17,01,520.88</b>	<b>18,45,298.14</b>
<b>C.</b>		
<b>I) Loans in India</b>		
i) Public Sector	-	-
ii) Others	17,32,313.47	18,68,937.99
<b>II) Loans outside India</b>	-	-
<b>Total (C) - Gross</b>	<b>17,32,313.47</b>	<b>18,68,937.99</b>
Less: Impairment Loss Allowance	(30,792.59)	(23,639.85)
<b>Total (C)- Net</b>	<b>17,01,520.88</b>	<b>18,45,298.14</b>

The Company has continued its co-lending arrangements with banks for Gold loans. A total disbursement of INR 4,91,842.74 (31st March, 2021 - INR 65,341.58) was undertaken during the year under the Co-lending mechanism. As at 31st March, 2022, the total managed assets under the Co-lending mechanism amounted to INR 1,36,210.74 (INR 60,696.85 as at 31st March, 2021).

### Credit Quality of Assets

The table below shows the credit quality and the maximum exposure to credit risk based on the Company's internal credit rating system and year-end stage classification. The amounts presented are gross of impairment allowances. Details of the Company's internal grading system are discussed in Note 43.

Particulars	March 31, 2022				March 31, 2021			
	Stage 1	Stage 2	Stage 3	Total	Stage 1	Stage 2	Stage 3	Total
<b>Internal rating grade</b>								
<b>Performing</b>								
High grade	14,64,411.42	-	-	14,64,411.42	14,53,498.37	-	-	14,53,498.37
Standard grade	1,00,780.13	-	-	1,00,780.13	1,83,709.62	-	-	1,83,709.62
Sub-standard grade	-	69,190.90	-	69,190.90	-	1,70,138.15	-	1,70,138.15
Past due but not impaired	-	47,971.74	-	47,971.74	-	25,633.41	-	25,633.41
<b>Non-performing</b>								
Individually impaired	-	-	49,959.29	49,959.29	-	-	35,958.45	35,958.45
<b>Total</b>	<b>15,65,191.55</b>	<b>1,17,162.63</b>	<b>49,959.29</b>	<b>17,32,313.47</b>	<b>16,37,207.99</b>	<b>1,95,771.56</b>	<b>35,958.45</b>	<b>18,68,937.99</b>

An analysis of changes in the gross carrying amount in relation to receivables under financing activities is, as follows:

Particulars	2021-22				2020-21			
	Stage 1	Stage 2	Stage 3	Total	Stage 1	Stage 2	Stage 3	Total
<b>Gross carrying amount opening balance</b>	16,37,207.99	1,95,771.56	35,958.45	18,68,937.99	13,67,509.82	20,242.61	26,260.47	14,14,012.90
New assets originated or purchased	40,89,066.60	-	-	40,89,066.60	38,34,347.65	-	-	38,34,347.65
Assets derecognised or repaid (excluding write offs)	(30,54,553.21)	(6,72,673.57)	(4,98,464.33)	-42,25,691.12	(29,26,077.61)	(3,33,204.23)	(1,16,527.82)	(33,75,809.65)
Assets written off during the period	-	-	-	-	-	-	(3,612.90)	(3,612.90)
Transfers to Stage 1	-	-	-	-	-	-	-	-
Transfers to Stage 2	(6,99,565.86)	6,99,565.86	-	-	(5,09,699.88)	5,09,699.88	-	-
Transfers to Stage 3	(4,06,963.97)	(1,05,501.21)	5,12,465.17	-	(1,28,871.99)	(966.71)	1,29,838.69	-
<b>Gross carrying amount closing balance</b>	<b>15,65,191.55</b>	<b>1,17,162.63</b>	<b>49,959.29</b>	<b>17,32,313.47</b>	<b>16,37,207.99</b>	<b>1,95,771.56</b>	<b>35,958.45</b>	<b>18,68,937.99</b>

Reconciliation of ECL balance is given below:

Particulars	2021-22				2020-21			
	Stage 1	Stage 2	Stage 3	Total	Stage 1	Stage 2	Stage 3	Total
ECL allowance - opening balance	5,921.14	697.92	17,020.78	23,639.85	4,385.50	134.16	17,691.18	22,210.84
New assets originated or purchased	18,778.31	-	-	18,778.31	13,867.08	-	-	13,867.08
Assets derecognised or repaid (excluding write offs)	(12,430.05)	(4,100.09)	(2,27,807.41)	(2,44,337.55)	(10,022.02)	(1,249.86)	(58,516.11)	(69,787.99)
Assets written off during the period	-	-	-	-	-	-	(3,612.90)	(3,612.90)
Transfers to Stage 1	-	-	-	-	-	-	-	-
Transfers to Stage 2	(3,212.63)	3,212.63	-	-	(1,843.35)	1,843.35	-	-
Transfers to Stage 3	(1,868.91)	(752.63)	2,621.54	-	(466.07)	(3.45)	469.52	-
Impact on year end ECLs of exposures transferred between stages during the year	-	1,777.99	2,30,933.98	2,32,711.97	-	(26.28)	60,989.10	60,962.82
<b>ECL allowance - closing balance</b>	<b>7,187.86</b>	<b>835.83</b>	<b>22,768.90</b>	<b>30,792.59</b>	<b>5,921.14</b>	<b>697.92</b>	<b>17,020.78</b>	<b>23,639.85</b>

**Transferred financial assets that are derecognised in their entirety but where the Company has continuing involvement**

The Company had sold some loans and advances measured at amortised cost, as a source of finance in previous reporting periods. As per terms of the deal, risk and reward had been transferred to the customer. Hence, as per the derecognition criteria of IND AS 109, including transfer of substantially all risks and rewards relating to assets being transferred to the buyer being met, the assets were derecognised. The table below summarises the carrying amount of the derecognised financial assets:

<b>Particulars</b>	<b>As at 31st March 2022</b>	<b>As at 31st March 2021</b>
Carrying amount of derecognised financial assets	-	1,111.52
Gain/(loss) from derecognition	-	14,552.26

<This section has been intentionally left blank>

## MUTHOOT FINCORP LIMITED

Standalone Notes to financial statements for the year ended 31st March 2022

(Rupees in lakhs, except for share data and unless otherwise stated)

### 9 Investments

Particulars	As at 31st March 2022	As at 31st March 2021
<b>(i) At Amortized Cost / At Cost</b>		
<b>Debt securities (At Amortized Cost)</b>		
<b>Bonds</b>		
St. Gregorious Medical Mission Bonds	-	300.00
<b>Unlisted Debentures</b>		
Investment Richa Lifespace Private Limited	612.50	612.50
Investment Diyug Construction Private Limited	282.85	282.85
Investment Richa Realtors Private Limited	1,300.00	1,300.00
<b>Equity instruments (At Cost)</b>		
<b>Subsidiary-Unquoted*</b>		
Investment in Muthoot Housing Finance Company Limited	14,791.02	14,791.02
Investment in Muthoot Pappachan Technologies Limited	3.00	3.00
	<b>16,989.37</b>	<b>17,289.37</b>
<b>(ii) At Fair Value through Profit or Loss</b>		
<b>Others - Quoted</b>		
Investment in JM Financial India Fund II	156.37	106.90
<b>Alternate Investment Funds</b>		
Investment in Strugence Debt Fund	997.48	1,000.00
Investment in BPEA India Credit - Trust II	514.24	1,000.00
	<b>1,668.09</b>	<b>2,106.90</b>
<b>(iii) At Fair Value through Other Comprehensive Income</b>		
<b>Equity instruments</b>		
<b>Subsidiary-Unquoted</b>		
Investment in Muthoot Microfin Limited	1,42,977.72	1,40,748.12
<b>Others-Quoted</b>		
Investment in Equity Shares (DP account with Motilal Oswal)	1,646.32	1,038.94
<b>Others-Unquoted</b>		
Investment in Muthoot Pappachan Chits Private Limited	15.14	6.52
Investment in Avenues India Private Limited	477.67	477.48
Investment in Fair Asset Technologies (P) Limited	719.85	703.59
Investment In The Thinking Machine Media Private Limited	9.00	9.00
Investment In Speckle Internet Solutions Private Limited	198.10	-
<b>Others - Quoted</b>		
Investment in PMS - Motilal Oswal	465.24	631.11
	<b>1,46,509.05</b>	<b>1,43,614.76</b>
<b>Total Gross (A)</b>	<b>1,65,166.50</b>	<b>1,63,011.03</b>
i) Investments outside India	-	-
ii) Investments in India	1,65,166.50	1,63,011.03
<b>Total Gross (B)</b>	<b>1,65,166.50</b>	<b>1,63,011.03</b>
Less : Allowance for impairment loss (C)	(1,207.44)	(1,207.44)
<b>Total ((A) - (C))</b>	<b>1,63,959.06</b>	<b>1,61,803.59</b>

Debt Instruments measured at Amortised Cost

Credit Quality of Assets

Particulars	31/03/2022				31/03/2021			
	Stage 1	Stage 2	Stage 3	Total	Stage 1	Stage 2	Stage 3	Total
<b>Internal rating grade</b>								
<b>Performing</b>								
High grade	-	-	-	-	300.00	-	-	300.00
Standard grade	-	-	-	-	-	-	-	-
Sub-standard grade	-	-	-	-	-	-	-	-
Past due but not impaired	-	-	-	-	-	-	-	-
<b>Non- performing</b>								
Individually impaired	-	-	2,195.35	2,195.35	-	-	2,195.35	2,195.35
<b>Total</b>	-	-	2,195.35	2,195.35	300.00	-	2,195.35	2,495.35

An analysis of changes in the gross carrying amount in relation to Debt Instruments measured at Amortised Cost is, as follows

Particulars	31/03/2022				31/03/2021			
	Stage 1	Stage 2	Stage 3	Total	Stage 1	Stage 2	Stage 3	Total
<b>Gross carrying amount opening balance</b>	300.00	-	2,195.35	2,495.35	300.00	-	2,195.35	2,495.35
New assets originated or purchased	-	-	-	-	-	-	-	-
Assets derecognised or repaid (excluding write offs)	(300.00)	-	-	(300.00)	-	-	-	-
Assets written off during the period	-	-	-	-	-	-	-	-
Transfers to Stage 1	-	-	-	-	-	-	-	-
Transfers to Stage 2	-	-	-	-	-	-	-	-
Transfers to Stage 3	-	-	-	-	-	-	-	-
<b>Gross carrying amount closing balance</b>	-	-	2,195.35	2,195.35	300.00	-	2,195.35	2,495.35

Reconciliation of ECL balance is given below:

Particulars	31/03/2022				31/03/2021			
	Stage 1	Stage 2	Stage 3	Total	Stage 1	Stage 2	Stage 3	Total
ECL allowance - opening balance	-	-	1,207.44	1,207.44	-	-	1,207.44	1,207.44
New assets originated or purchased	-	-	-	-	-	-	-	-
Assets derecognised or repaid (excluding write offs)	-	-	-	-	-	-	-	-
Assets written off during the period	-	-	-	-	-	-	-	-
Transfers to Stage 1	-	-	-	-	-	-	-	-
Transfers to Stage 2	-	-	-	-	-	-	-	-
Transfers to Stage 3	-	-	-	-	-	-	-	-
<b>ECL allowance - closing balance</b>	-	-	1,207.44	1,207.44	-	-	1,207.44	1,207.44

<This section has been intentionally left blank>

**10 Other financial assets**

Particulars	As at 31st March 2022	As at 31st March 2021
Security deposits	6,652.67	6,778.81
Interest accrued on fixed deposits with banks	345.94	37.68
Advance for Financial Assets	2,209.63	5,209.63
Deposits	169.00	128.28
Deposit with original maturity for more than twelve months*	1,084.26	5,152.27
Receivables from Auction Proceeds	-	11.03
Other financial assets	2,588.38	1,941.86
<b>Total</b>	<b>13,049.87</b>	<b>19,259.56</b>

\* Includes earmarked balances of INR 1,091.19 as at 31st March 2022 (31st March 2021 - INR 5,151.57) towards margin money, loan against FD & security to Pension Fund Regulatory and Development Authority.

(i) Other Financial Assets above consists of the following receivables due from directors or other officers of the Company either severally or jointly with any other person or from firms or private companies respectively in which any director is a partner, a director or a member:

Particulars	As at 31st March 2022	As at 31st March 2021
From Directors, relatives of Directors or Officers of the Company	-	-
From firms in which any director is a partner	2,209.63	5,209.63
From Companies in which any director is a director or a member	1,029.90	266.67
<b>Total</b>	<b>3,239.53</b>	<b>5,476.30</b>

**11 Investment Property**

Particulars	As at 31st March 2022	As at 31st March 2021
<b>Inventory – Projects</b>		
<b>Opening Balance</b>		30,236.55
Transferred from / (to) property, plant and equipment	-	-
Acquisitions	30,236.55	-
<b>Closing balance</b>	<b>30,236.55</b>	<b>30,236.55</b>
<b>Depreciation and Impairment</b>		
Opening balance	-	-
Charge for the year	-	-
<b>Closing Balance</b>	<b>-</b>	<b>-</b>
<b>Net Block</b>	<b>30,236.55</b>	<b>30,236.55</b>

11.1. Investment Property includes lien marked properties of INR 9,460.56 as at 31st March, 2022 (March 31, 2021 - INR 13,577.41)

11.2. Fair Value of Investment Property as at March 31, 2022 - INR 31,593.16 (March 31, 2021 - INR 31,089.98)

11.3. Investment Property does not contain any immovable property which is not held in the name of the company

**MUTHOOT FINCORP LIMITED**

Standalone Notes to financial statements for the year ended 31st March 2022

(Rupees in lakhs, except for share data and unless otherwise stated)

**12 Property, Plant and Equipment**

Particulars	Buildings	Computer	Furniture & Fixtures	Land	Plant & Equipment	Vehicles	Windmill	Office Equipment	Equipment - Finance Lease	Total
<b>As at 31st March 2020</b>	<b>5,850.61</b>	<b>4,172.38</b>	<b>21,845.96</b>	<b>12,555.55</b>	<b>12,801.86</b>	<b>223.88</b>	<b>7,449.78</b>	<b>109.56</b>	-	<b>65,009.59</b>
Addition during the year	-	459.84	964.91	-	1,208.85	69.07	-	126.78	-	<b>2,829.46</b>
Disposals	-	-	-	-	-	-	-	-	-	-
<b>As at 31st March 2021</b>	<b>5,850.61</b>	<b>4,632.22</b>	<b>22,810.88</b>	<b>12,555.55</b>	<b>14,010.71</b>	<b>292.95</b>	<b>7,449.78</b>	<b>236.35</b>	-	<b>67,839.05</b>
Addition during the year	-	592.96	1,424.05	-	1,087.38	13.06	-	108.98	-	<b>3,226.44</b>
Disposals	-	-	-	-	-	-	-	-	-	-
<b>As at 31st March 2022</b>	<b>5,850.61</b>	<b>5,225.19</b>	<b>24,234.93</b>	<b>12,555.55</b>	<b>15,098.09</b>	<b>306.01</b>	<b>7,449.78</b>	<b>345.33</b>	-	<b>71,065.49</b>
<b>Accumulated Depreciation:</b>										
<b>As at 1st April 2020</b>	<b>297.01</b>	<b>2,489.99</b>	<b>10,682.57</b>	-	<b>4,499.13</b>	<b>174.34</b>	<b>1,536.63</b>	<b>7.61</b>	<b>0.00</b>	<b>19,687.28</b>
Charged for the year	98.91	978.43	3,016.97	-	2,194.74	26.94	511.74	10.31	-	<b>6,838.05</b>
Disposals	-	-	-	-	-	-	-	-	-	-
<b>As at 31st March 2021</b>	<b>395.92</b>	<b>3,468.42</b>	<b>13,699.53</b>	-	<b>6,693.87</b>	<b>201.28</b>	<b>2,048.38</b>	<b>17.92</b>	<b>0.00</b>	<b>26,525.32</b>
Charged for the year	66.19	1,058.88	450.79	-	3,398.75	16.44	511.74	121.96	-	<b>5,624.75</b>
Disposals	-	-	-	-	-	-	-	-	-	-
<b>As at 31st March 2022</b>	<b>462.12</b>	<b>4,527.30</b>	<b>14,150.32</b>	-	<b>10,092.62</b>	<b>217.71</b>	<b>2,560.12</b>	<b>139.88</b>	<b>0.00</b>	<b>32,150.07</b>
<b>Net book value:</b>										
<b>As at 31st March 2021</b>	<b>5,454.69</b>	<b>1,163.80</b>	<b>9,111.34</b>	<b>12,555.55</b>	<b>7,316.84</b>	<b>91.68</b>	<b>5,401.40</b>	<b>218.42</b>	-	<b>41,313.73</b>
<b>As at 31st March 2022</b>	<b>5,388.50</b>	<b>697.89</b>	<b>10,084.61</b>	<b>12,555.55</b>	<b>5,005.47</b>	<b>88.29</b>	<b>4,889.66</b>	<b>205.45</b>	-	<b>38,915.42</b>

12.1. Property Plant &amp; Equipment details does not contain any immovable property which is not held in the name of the company

**13 Other Intangible assets**

Particulars	Computer Software
<b>As at 31st March 2020</b>	<b>1,344.41</b>
Addition during the year	838.68
Disposals	-
<b>As at 31st March 2021</b>	<b>2,183.08</b>
Addition during the year	576.17
Disposals	-
<b>As at 31st March 2022</b>	<b>2,759.25</b>
<b>Accumulated Depreciation:</b>	
<b>As at 31st March 2020</b>	<b>906.72</b>
Charged for the year	442.60
Disposals	-
<b>As at 31st March 2021</b>	<b>1,349.32</b>
Charged for the year	472.35
Disposals	-
<b>As at 31st March 2022</b>	<b>1,821.67</b>
<b>Net book value:</b>	
<b>As at 31st March 2021</b>	<b>833.76</b>
<b>As at 31st March 2022</b>	<b>937.59</b>



**MUTHOOT FINCORP LIMITED**

Standalone Notes to financial statements for the year ended 31st March 2022

(Rupees in lakhs, except for share data and unless otherwise stated)

**14 Right-of-use assets & Lease Liability**

14.1. The Company operates its branch network predominantly through premises taken on lease at strategic locations identified by the management. Majority of the lease arrangements are long term in nature and are non-cancellable from the point of view of the lessor, except for a few lease contracts. Other than such leasehold property, the Company has also undertaken lease arrangements for Safety Device Equipments, whose original lease tenures too are not short-term in nature.

Particulars	As at 31st March 2022	As at 31st March 2021
Depreciation charge for Right-of-use assets		
<i>Leasehold Property</i>	14,939.21	14,937.51
<i>Equipments</i>	34.17	399.42
<i>Vehicles</i>	-	19.32
Interest expense on lease liabilities	6,031.00	4,600.09
Income from subleasing right-of-use assets	158.79	172.13
Total cash outflow for leases	17,821.39	16,609.79
Carrying amount of right-of-use assets		
<i>Leasehold Property</i>	57,935.47	43,489.56
<i>Equipments</i>	4.21	38.38
<i>Vehicles</i>	-	-
Lease Liability		
<i>Leasehold Property</i>	64,651.55	47,798.13
<i>Equipments</i>	4.90	43.78
<i>Vehicles</i>	-	-

14.2. The expense relating to payments not included in the measurement of the lease liability is as follows:

Particulars	As at 31st March 2022	As at 31st March 2021
Short-term leases	23.38	91.16
Leases of low value assets	-	-
Variable lease payments	-	-

14.3. Carrying value of right-of-use assets at the end of the reporting period:

Particulars	As at 31st March 2022	As at 31st March 2021
Balance as at April 1, 2021 / April 1, 2020	43,527.94	45,001.80
Additions	29,385.12	13,882.39
Depreciation charge for the year	(14,973.39)	(15,356.24)
Balance as at March 31, 2022 / March 31, 2021	57,939.67	43,527.94

## 14.4. Movement in lease liabilities:

Particulars	As at 31st March 2022	As at 31st March 2021
Balance as at April 1, 2021 / April 1, 2020	47,841.90	46,447.77
Additions	28,604.94	13,403.84
Interest on lease liabilities	6,031.00	4,600.09
Payment of lease liabilities	(17,821.39)	(16,609.79)
Balance as at March 31, 2022 / March 31, 2021	64,656.45	47,841.90

## 14.5. Maturity analysis of lease liabilities

Particulars	As at 31st March 2022	As at 31st March 2021
Less than one year	13,816.74	14,919.42
One to five years	46,664.33	32,507.36
More than five years	37,462.86	23,342.34
Total undiscounted lease liabilities	97,943.93	70,769.12

## 15 Other Non-Financial assets

Particulars	As at 31st March 2022	As at 31st March 2021
Prepaid expenses	597.51	554.78
Advance to Creditors	451.04	2,945.72
Advance for Property	23,790.54	23,790.54
Pre-Deposit Fee	619.45	503.45
GST / Service Tax Receivables	529.58	824.92
Gratuity Fund	2,598.21	824.57
Other Receivable	2,533.67	2,571.84
<b>Total</b>	<b>31,120.00</b>	<b>32,015.82</b>

(a) Advance for Property as on March 31, 2022 consists of - INR 1,722.40 (P.Y. INR 1,722.40), INR 1,487.26 (P.Y. INR 1,487.26) and INR 20,580.88 (P.Y. INR 20,580.88) advanced by the Company to its Directors and their relatives, M/s. MPG Hotels & Infrastructure Ventures Private Limited (a Company in which the Directors are interested) and M/s. Muthoot Estate Investments (a firm in which the Directors of the Company are partners) respectively for purchase of immovable property by the Company from them.

## 16 Payables

Particulars	As at 31st March 2022	As at 31st March 2021
<b>Trade payables:</b>		
Total outstanding dues of micro enterprises and small enterprises	-	-
Total outstanding dues of creditors other than micro enterprises and small enterprise	-	-
<b>Other payables:</b>		
Total outstanding dues of micro enterprises and small enterprises	79.03	45.85
Total outstanding dues of creditors other than micro enterprises and small enterprise*	4,703.28	1,724.99
<b>Total</b>	<b>4,782.30</b>	<b>1,770.85</b>

**(i) Disclosure under Micro, Small, and Medium Enterprises Development Act, 2006 :**

Based on the intimation received by the Company, some of the suppliers have confirmed to be registered under “The Micro, Small and Medium Enterprises Development (‘MSMED’) Act, 2006”. Accordingly, the disclosures relating to amounts unpaid as at the year ended together with interest paid /payable are furnished below:

Particulars	As at 31st March 2022	As at 31st March 2021
Principal amount remaining unpaid during the year	79.03	45.85
Interest due thereon	-	-
Interest remaining accrued and unpaid at the end of the year	-	-
Total interest accrued and remained unpaid at year end	-	-

**(ii) Ageing Schedule of Trade Payables (As on 31/03/2022)**

Particulars	Outstanding for following periods from due date of payment				
	Less than 1 year	1-2 years	2-3 years	More than 3 years	Total
(i) MSME	65.57	5.47	-	-	71.04
(ii) Others	4,517.38	148.04	8.23	0.93	4,674.57
(iii) Disputed Dues- MSME	-	6.99	-	1.00	7.99
(iv) Disputed Dues- Others	11.05	6.48	9.43	1.75	28.71
<b>Total</b>	<b>4,593.99</b>	<b>166.98</b>	<b>17.66</b>	<b>3.67</b>	<b>4,782.30</b>

**Ageing Schedule of Trade Payables (As on 31/03/2021)**

Particulars	Outstanding for following periods from due date of payment				
	Less than 1 year	1-2 years	2-3 years	More than 3 years	Total
(i) MSME	44.85	-	-	-	44.85
(ii) Others	1,598.34	25.54	60.05	0.57	1,684.50
(iii) Disputed Dues- MSME	-	-	1.00	-	1.00
(iv) Disputed Dues- Others	26.18	11.47	2.61	0.23	40.49
<b>Total</b>	<b>1,669.38</b>	<b>37.01</b>	<b>63.66</b>	<b>0.80</b>	<b>1,770.85</b>

**17 Debt Securities (At Amortised Cost)**

Particulars	As at 31st March 2022	As at 31st March 2021
Secured Non-Convertible Debentures	88.00	148.00
Secured Non-Convertible Debentures - Listed*	2,36,211.88	3,25,149.16
Secured Non-Convertible Debentures - Covered Bonds - Listed*	1,43,079.15	1,11,289.30
<b>Total</b>	<b>3,79,379.03</b>	<b>4,36,586.45</b>
Debt securities in India	3,79,379.03	4,36,586.45
Debt securities outside India	-	-
<b>Total</b>	<b>3,79,379.03</b>	<b>4,36,586.45</b>

\*Includes issue expenses amortised as per EIR.

**Maturity Profile of Non-Convertible Debentures**

Particulars	Amount
FY 2022-23	1,43,599.45
FY 2023-24	1,37,813.84
FY 2024-25	41,932.48
FY 2025-26	31,981.86
FY 2026-27	12,889.76
FY 2027-28	2,783.06
FY 2029-30	9,728.70
Adjustments on account of effective rate of interest	(1,350.12)
<b>TOTAL</b>	<b>3,79,379.03</b>

Particulars	As at 31st March 2022	As at 31st March 2021	Security
<b>Debentures issued by way of Private Placement</b>			
Allotment on 01/10/2018	88.00	148.00	Subservient charge on all current assets of the Company, both present and future
<b>Listed Debentures issued by way of Public Issue</b>			
Allotment on 02/02/2022	40,000.00	-	Subservient charge with existing secured creditors on all loan receivables (both present and future) of the company in favour of Debenture Trustee, to be held on pari passu basis among the present and / or future NCD holders
Allotment on 29/10/2021	24,956.79	-	Subservient charge with existing secured creditors on all loan receivables (both present and future) of the company in favour of Debenture Trustee, to be held on pari passu basis among the present and / or future NCD holders
Allotment on 07/05/2021	17,586.43	-	Subservient charge with existing secured creditors on all loan receivables (both present and future) of the company in favour of Debenture Trustee, to be held on pari passu basis among the present and / or future NCD holders
Allotment on 15/03/2021	16,965.09	16,965.09	Subservient charge with existing secured creditors on all loan receivables (both present and future) of the company in favour of Debenture Trustee, to be held on pari passu basis among the present and / or future NCD holders.
Allotment on 29/01/2021	26,698.38	26,698.38	Subservient charge with existing secured creditors on all loan receivables (both present and future) of the company in favour of Debenture Trustee, to be held on pari passu basis among the present and / or future NCD holders.
Allotment on 29/10/2020	39,713.43	39,713.43	Subservient charge with existing secured creditors, on certain loan receivables (both present and future) of the Company, to be held on pari passu basis among the present and / or future NCD holders.

Particulars	As at 31st March 2022	As at 31st March 2021	Security
Allotment on 17/07/2020	16,000.00	16,000.00	Subservient charge with existing secured creditors, on certain loan receivables (both present and future) of the Company and mortgage and charge over the immovable property admeasuring 54 cents situated at Survey No 764/6A, Arulvaimozhy Village, Thovala Thaluk, Kanyakumari District, Tamil Nadu, to be held on pari passu
Allotment on 07/02/2020	17,374.50	21,439.95	Subservient charge with existing secured creditors, on certain loan receivables (both present and future) of the Company.
Allotment on 25/10/2019	27,596.53	30,376.20	Exclusive mortgage and first charge over the immovable property admeasuring 5.19 cents situated at Survey No: 537, Samugarengapuram Village, Radhapuram Taluk, Tirunelveli District, Tamilnadu and a subservient charge on certain loan receivables (both present and future) of the company.
<b>Listed Debentures privately placed under Targeted Long-Term Repo Operations (TLTRO) / Partial Credit Guarantee Scheme (PCGS)</b>			
Allotment on 20/08/2020	-	27,500.00	First Pari-passu charge on the present and future current assets of the Company along with other lenders and NCD investors with a minimum asset coverage ratio of 1.10 times of the value of the outstanding principal amounts of the Debentures.
Allotment on 14/08/2020	-	25,000.00	First Pari-passu charge on the present and future current assets of the Company along with other lenders and NCD investors with a minimum asset coverage ratio of 1.10 times of the value of the outstanding principal amounts of the Debentures.
Allotment on 31/07/2020	-	20,000.00	First Pari-passu charge on the present and future current assets of the Company along with other lenders and NCD investors with a minimum asset coverage ratio of 1.10 times of the value of the outstanding principal amounts of the Debentures.
Allotment on 28/07/2020	-	47,500.00	First Pari-passu charge on the present and future current assets of the Company along with other lenders and NCD investors with a minimum asset coverage ratio of 1.10 times of the value of the outstanding principal amounts of the Debentures.
Allotment on 23/06/2020	-	45,000.00	First Pari-passu charge (to be shared with other NCD Holder / Lender), by way of a registered mortgage, on the Immovable Property to the extent of 2 acres of land, situated in Sy. No1253/2, Patta No 2414, Erukkanthurai Village (Part 1), Radhapuram Taluk (and sub registry), Tirunelveli District, Tamil Nadu and first pari-passu charge on the present and future standard loan receivables along with other lenders and NCD investors with a minimum asset coverage ratio of 1.25 times of the value of the outstanding principal amounts of the Debentures.
Allotment on 28/05/2020	10,000.00	10,000.00	First Pari-passu charge on the present and future standard loan receivables along with other lenders and NCD investors with a minimum asset coverage ratio of 1.10 times the value of the outstanding principal amounts of the Debentures.

<b>Non Convertible Debentures issued in the form of Covered Bond</b>			
<b>Particulars</b>	<b>As at 31st March 2022</b>	<b>As at 31st March 2021</b>	<b>Security</b>
Allotment on 15/12/2021	20,000.00	-	First Pari-passu charge on the present and future current assets of the Company along with other lenders and NCD investors with a minimum asset coverage ratio of 1.10 times of the value of the outstanding principal amounts of the Debentures
Allotment on 17-08-2021	3,750.00	-	Hypothecation over Cover Pool and C&P Account to be created upfront by the Trust in favour of Security Trustee. Cover of 1.15 times the outstanding NCDs to be maintained at all times Hypothecation over: (i) Contribution (ii) right, title and interest of the Borrower in the property belonging to the Trust, as a residual beneficiary; and (iii) in the event that the transfer of the assets from the Borrower to the Trust is reversed for any reason whatsoever, then all right, title and interest of the Borrower in the said assets (iv) Cash Collateral of 7% of Facility Amount (static) in the form of Fixed Deposits to be created upfront by the Company in favour of Debenture Trustee, to be created by the Borrower upfront and CHG 9 to be filed within 30 days from date of first disbursement by Borrower in favour of Security Trustee
Allotment on 29-06-2021	30,000.00	-	First ranking exclusive and continuing charge to be created pursuant to the Deed of Hypothecation on book debts which shall be maintained at 1.20 times the value of the aggregate principal amount outstanding on the Debentures including accrued Coupon thereon, Default Interest accrued thereon
Allotment on 17-03-2021	10,000.00	10,000.00	First ranking exclusive and continuing charge to be created pursuant to the Deed of Hypothecation on book debts which shall be maintained at 1.20 times the value of the aggregate principal amount outstanding on the Debentures including accrued Coupon thereon, Default Interest accrued thereon.
Allotment on 16-03-2021	22,500.00	22,500.00	First ranking exclusive and continuing charge to be created pursuant to the Deed of Hypothecation on book debts which shall be maintained at 1.20 times the value of the aggregate principal amount outstanding on the Debentures including accrued Coupon thereon, Default Interest accrued thereon.
Allotment on 04-02-2021	10,000.00	10,000.00	First ranking exclusive and continuing charge to be created pursuant to the Deed of Hypothecation on book debts which shall be maintained at 1.15 times the value of the aggregate principal amount outstanding on the Debentures including accrued Coupon thereon.
Allotment on 16-12-2020	7,500.00	7,500.00	First ranking exclusive and continuing charge to be created pursuant to the Deed of Hypothecation on book debts which shall be maintained at 1.15 times the value of the aggregate principal amount outstanding on the Debentures including accrued Coupon thereon

Particulars	As at 31st March 2022	As at 31st March 2021	Security
Allotment on 10-12-2020	7,500.00	7,500.00	First ranking exclusive and continuing charge to be created pursuant to the Deed of Hypothecation on book debts which shall be maintained at 1.15 times the value of the aggregate principal amount outstanding on the Debentures including accrued Coupon thereon.
Allotment on 24-11-2020	12,500.00	12,500.00	First ranking exclusive and continuing charge to be created pursuant to the Deed of Hypothecation on book debts which shall be maintained at 1.15 times the value of the aggregate principal amount outstanding on the Debentures including accrued Coupon thereon.
Allotment on 08-09-2020	-	9,710.00	First ranking exclusive and continuing charge to be created pursuant to the Deed of Hypothecation on book debts which shall be maintained at 1.15 times the value of the aggregate principal amount outstanding on the Debentures including accrued Coupon thereon, Default Interest accrued thereon.
Allotment on 22-05-2020	20,000.00	20,000.00	First ranking pari passu charge by way of mortgage over, all the right, title and interest of the Company in all that piece and parcel of the vacant land measuring an extent of Cents 28 (Hec.0.11.34) in Survey No. 1490, Tirunelveli District, Panagudi, Pazhavor Village, Ayan Punja and continuing charge on book debts which shall be maintained at 1.15 times the value of the aggregate principal amount outstanding on the Debentures including accrued Coupon thereon, Default Interest accrued thereon.
Allotment on 25-03-2020	-	12,500.00	First ranking pari passu charge by way of mortgage over, all the right, title and interest of the Company in all that piece and parcel of the vacant land measuring an extent of Cents 28 (Hec.0.11.34) in Survey No. 1490, Tirunelveli District, Panagudi, Pazhavor Village, Ayan Punja and first ranking exclusive and continuing charge on book debts which shall be maintained at 1.15 times the value of the aggregate principal amount outstanding on the Debentures including accrued Coupon thereon, Default Interest accrued thereon.
<b>TOTAL</b>	<b>3,80,729.15</b>	<b>4,38,551.05</b>	
Adjustments on account of effective rate of interest	(1,350.12)	(1,964.60)	
<b>TOTAL</b>	<b>3,79,379.03</b>	<b>4,36,586.45</b>	

#### 18 Borrowings (other than debt securities) - At Amortised Cost

Particulars	As at 31st March 2022	As at 31st March 2021
<b>(a) Term loans</b>		
(i) from banks	4,23,033.35	3,82,709.84
(ii) from other parties		
- financial institutions	2,182.70	942.64
<b>(b) Loans repayable on demand</b>		
(i) from banks (OD & CC)	7,28,350.96	7,15,184.37
<b>Total</b>	<b>11,53,567.02</b>	<b>10,98,836.85</b>
Borrowings in India	11,53,567.02	10,98,836.85
Borrowings outside India	-	-

**a) Security details :****Secured Term loans from banks**

The Loans are secured by way of hypothecation of Loan receivables, other current assets & specified fixed assets of the Company equivalent to security cover stipulated by respective banks. The loans aggregating to INR 4,14,367 (31st March 2021 : INR 383,176) are guaranteed by promoter directors (Mr. Thomas John Muthoot, Mr. Thomas George Muthoot, Mr. Thomas Muthoot and Preethi John Muthoot) of the Company.

**Secured Term loans from other parties**

The Loans are secured by way of hypothecation of Loan Receivables of the Company equivalent to security cover stipulated by respective lender. The loans aggregating to INR 2,187.50 are guaranteed by the promoter director, Mr. Thomas John Muthoot

**Secured Loans repayable on demand**

The Cash credit limit from banks are secured by way of hypothecation of Loan Receivables of the Company equivalent to security cover stipulated by respective banks. The Cash credit aggregating to INR 7,29,238 (31st March 2021 : INR 767,500) are guaranteed by promoter directors (Mr. Thomas John Muthoot, Mr. Thomas George Muthoot and Mr. Thomas Muthoot) of the Company.

**b) Terms of repayment****Secured loans from Banks**

Name of Party	As at 31st March 2022	As at 31st March 2021	Terms of Repayment (based on last outstanding)
<b>Term Loan from Banks</b>			
1. State Bank of India Car Loan	6.51	12.07	Repayable in 16 monthly instalments on diminishing value method
2. State Bank of India Car Loan	4.20	6.12	Repayable in 24 monthly instalments on diminishing value method
3. Allahabad Bank	0.00	10,067.89	Repayable in 3 quarterly instalments of INR 3,333.00 each from May 2021
4. Axis Bank	-	20,146.08	Repayable in 4 quarterly instalments of INR 5,000.00 each from June 2021
5. Axis Bank	17,500.00	-	Repayable in 7 quarterly instalments of INR 2,500.00 each from July 2022
6. Bank of Baroda	2,000.00	6,000.00	Repayable in 2 quarterly instalments of INR 1,000.00 each from June 2022
7. Bank of Baroda	18,000.00	30,000.00	Repayable in 6 quarterly instalments of INR 3,000.00 each from April 2022
8. Bank of India	12,000.00	24,000.00	Repayable in 4 quarterly instalments of INR 3,000.00 each from June 2022
9. Bank of Maharashtra	-	3,781.85	Repayable by April 15, 2021
10. Bank of Maharashtra	10,580.28	-	Repayable in 7 quarterly instalments of INR 1,500.00 each from June 2022
11. Canara Bank	25,908.00	43,180.00	Repayable in 6 quarterly instalments of INR 4,318.00 each from June 2022
12. Canara Bank	30,000.00	-	Repayable in 10 quarterly instalments of INR 3,000.00 each from June 2022
13. Central Bank of India	5,914.92	17,988.27	Repayable in 2 quarterly instalments of INR 3,000.00 each from May 2022
14. Central Bank of India	3,697.76	18,747.67	Repayable in June 2022
15. Central Bank of India	5,599.23	7,499.32	Repayable in 6 quarterly instalments of INR 937.5 each from May 2022



Name of Party	As at 31st March 2022	As at 31st March 2021	Terms of Repayment (based on last outstanding)
16. Central Bank of India	5,612.06	3,750.00	Repayable in 6 quarterly instalments of INR 937.50 each from May 2022
17. Central Bank of India	9,999.44	-	Repayable in 10 quarterly instalments of INR 1,000.00 each from June 2022
18. Central Bank of India	19,986.36	-	Repayable in 10 quarterly instalments of INR 2,000.00 each from June 2022
19. DBS Bank	5,000.00	-	Repayable in 21 monthly instalments of INR 238.00 each from July 2022
20. DBS Bank	5,000.00	-	Repayable in 21 monthly instalments of INR 238.00 each from July 2022
21. Indian Bank	18,134.56	30,222.95	Repayable in 6 quarterly instalments of INR 3,000.00 each from June 2022
22. Indian Bank	24,349.30	-	Repayable in 29 monthly instalments of INR 833.00 each from April 2022
23. Indian Bank	10,002.26	-	Repayable in 15 quarterly instalments of INR 667.00 each from June 2022
24. Oriental Bank of Commerce	-	8,333.32	Repayable in 5 quarterly instalments of INR 1,666.67 each in April 21, June 21, September 21, December 21 & March 22
25. Oriental Bank of Commerce	3,309.56	9,999.98	Repayable in 2 quarterly instalments of INR 1,666.67 each in June 2022, September 2022
26. Punjab National Bank	30,000.00	-	Repayable in 11 quarterly instalments of INR 2727.00 each from September 2022
27. Punjab & Sind Bank	8,000.00	10,000.01	Repayable in 8 quarterly instalments of INR 1,000.00 each from June 2022
28. Punjab & Sind Bank	15,000.00	-	Repayable in 10 quarterly instalments of INR 1,500.00 each from May 2022
29. Punjab & Sind Bank	7,500.00	-	Repayable in 10 quarterly instalments of INR 750.00 each from September 2022
30. State Bank of India	-	19,999.85	Repayment in single bullet payment on June 30, 2021
31. State Bank of India	24,499.66	34,999.94	Repayable in 8 Quarterly Instalments; INR 3,500.00 by end of May 2022 and INR 3,000.00 each for the remaining quarterly instalments
32. State Bank of India	32,499.85	-	Repayable in 10 quarterly instalments of INR 3250.00 each from August 2022
33. Syndicate Bank	-	1,013.22	Repayable in June 2021
34. UCO Bank	5,617.37	8,117.37	Repayable in 9 quarterly instalments of INR 625.00 each from Jun 2022
35. UCO Bank	9,371.72	12,496.74	Repayable in 12 quarterly instalments of INR 781.25 each from May 2022
36. UCO Bank	8,740.60	13,745.87	Repayable in 7 quarterly instalments of INR 1,250.00 each from April 2022
37. UCO Bank	9,982.33	14,992.58	Repayable in 8 quarterly instalments of INR 1,250.00 each from May 2022

Name of Party	As at 31st March 2022	As at 31st March 2021	Terms of Repayment (based on last outstanding)
38. UCO Bank	13,124.73	-	Repayable in 14 quarterly instalments of INR 937.50 each from April 2022
39. UCO Bank	13,000.00	-	Repayable in 16 quarterly instalments of INR 812.50 each from June 2022
40. United Bank of India	3,308.46	16,666.63	Repayable in May 2022
41. Ujjivan Bank	2,600.00	6,500.00	Repayable in 2 quarterly instalments of INR 1,300.00 each from June 2022
42. Yes Bank	8,528.84	11,372.84	Repayable in 12 quarterly instalments of INR 711.00 each
Adjustments on account of effective rate of interest	(1,344.65)	(930.71)	
<b>Total</b>	<b>4,23,033.35</b>	<b>3,82,709.84</b>	
<b>Term Loan from Others</b>			
1. Mahindra & Mahindra Financial Services Limited	-	944.17	Repayable in 6 monthly instalments of INR 162.14 from April 2021
2. Bajaj Finance	2,187.50	-	Repayable in 15 monthly instalments of INR 146.00 each from April 2022
Adjustments on account of effective rate of interest	(4.80)	(1.53)	
<b>Total</b>	<b>2,182.70</b>	<b>942.64</b>	

#### 19 Subordinated Liabilities (At Amortised Cost)

Particulars	As at 31st March 2022	As at 31st March 2021
Subordinated Debt	1,61,814.67	2,08,973.13
Subordinated Debt - Listed*	38,292.73	14,407.40
Tier-I Capital - Perpetual Debt Instruments*	38,419.24	26,131.54
<b>Total</b>	<b>2,38,526.64</b>	<b>2,49,512.07</b>
Borrowings in India	2,38,526.64	2,49,512.07
Borrowings outside India	-	-

\*Includes issue expenses amortised as per EIR.

(a) Subordinated Debt instruments are unsecured, subordinated to the claims of all other creditors with an initial maturity of minimum 5 years. Subordinated Debt aggregating to INR 7,848 (31st March 2021 : INR 10,000) are guaranteed by promoter directors (Mr. Thomas John Muthoot, Mr. Thomas George Muthoot and Mr. Thomas Muthoot) of the Company.

#### (b) Maturity Profile of Subordinated Debt

Particulars	Amount
FY 2022-23	43,498.30
FY 2023-24	49,005.09
FY 2024-25	25,991.84
FY 2025-26	15,876.99
FY 2026-27	24,804.50
FY 2027-28	21,247.71
FY 2028-29	20,176.03
Adjustments on account of effective rate of interest	(493.06)
<b>TOTAL</b>	<b>2,00,107.40</b>

(c) Perpetual Debt Instruments are perpetual, unsecured instruments, which have been issued as per RBI guidelines. Unamortised Borrowing Cost on Perpetual Debt Instruments is INR 1,480.76 (31st March 2021: INR 268.46).

(d) The percentage of total PDI to the Tier I Capital of the Company as at 31st March 2022 is 14.24% (31st March 2021 - 10.77%).

## 20 Other Financial Liabilities

Particulars	As at 31st March 2022	As at 31st March 2021
Interest Payable	54,416.47	44,552.94
Expenses Payable	2,264.72	1,723.19
Security deposits received	636.48	961.24
Unpaid matured debt and interest accrued thereon	3,368.83	2,953.63
Cumulative Compulsorily Convertible Preference Shares (CCCPS) (refer note a & b below)	15,213.00	-
Others	353.86	400.66
<b>Total</b>	<b>76,253.36</b>	<b>50,591.66</b>

### Note a

(i) The Company has during the reporting year, issued 15,00,00,000, 14% CCCPS of INR 10 each at a price of INR 10 each to BPEA Credit – India Fund III – Scheme C & BPEA Credit – India Fund III – Scheme F (Collectively referred as investors) amounting to INR 15,000. The equity shares issued upon Conversion of the CCPS will in all respects rank pari passu with equity shares at the time of conversion.

(ii) CCCPS shall be convertible to equity shares at the option of the investor at any time after the expiry of a period of 43 (forty three) months from the Closing Date (refer paragraph iii for exception) or upon the expiry of a period of 10 (ten) years from the Closing Date and shall be converted at lower of the fair values of the Equity Shares as determined by the:

- (a) valuation report dated December 9, 2020 issued by Ernst & Young Merchant Banking Services LLP in relation to the issuance of the CCCPS; or
- (b) valuation report to be issued by a registered valuer (in a form acceptable to the holders of the CCCPS) following the issuance of the Conversion Notice by the holders of the CCCPS.

(iii) The holders of the CCCPS may issue the Conversion Notice at any time after the Closing Date, upon the occurrence of any of the following events:

- (a) non-payment of dividend by the Company in manner stipulated as per agreement on the relevant dividend payment dates,
- (b) credit rating of the Company falling below A- (as certified by any credit rating agency); and/or
- (c) any failure by the Company to maintain a Net Interest Margin of 7.0 (Seven percent) % or higher;
- (d) any failure by the Company to maintain an overall Capital to Risk Assets Ratio of 16.0 (Sixteen percent) % or higher;
- (e) any failure by the Company to maintain the aggregate Tier 2 Capital at 50% (Fifty percent) or lower than the aggregate Tier 1 Capital; or
- (f) any failure by the Company to maintain the Gross Non-Performing Assets at 5.5% (Five decimal five percent) or lower and Net Non-Performing Assets at 4.0% (Four percent) or lower, to be tested on a semi-annual basis for Company as on (a) 31 March of each financial year, and (b) 30 September of each financial year

### Note b - Change in fair value

Particulars	As at 31st March 2022	As at 31st March 2021
Cumulative change in fair value of the preference shares attributable to changes in credit risk	213.00	-
Change during the year in the fair value of the preference shares attributable to changes in credit risk	213.00	-

**21 Provisions**

<b>Particulars</b>	<b>As at 31st March 2022</b>	<b>As at 31st March 2021</b>
Provision for employee benefits		
- Gratuity	2,711.72	2,537.49
- Provision for compensated absences	248.09	286.33
<b>Total</b>	<b>2,959.81</b>	<b>2,823.83</b>

**22 Other Non-Financial Liabilities**

<b>Particulars</b>	<b>As at 31st March 2022</b>	<b>As at 31st March 2021</b>
Statutory dues payable	1,634.89	1,265.63
<b>Total</b>	<b>1,634.89</b>	<b>1,265.63</b>

<This section has been intentionally left blank>

**MUTHOOT FINCORP LIMITED**

Standalone Notes to financial statements for the year ended 31st March 2022

(Rupees in lakhs, except for share data and unless otherwise stated)

**23 Equity share capital****(a) Authorised share capital:**

<b>Equity Shares</b>		
<b>Particulars</b>	<b>No. of Shares</b>	<b>Amount</b>
<b>At 31st March 2020</b>	20,00,00,000	20,000.00
Add: Increased during the year	2,50,00,000	2,500.00
<b>At 31st March 2021</b>	22,50,00,000	22,500.00
Add: Increased during the year	-	-
<b>At 31st March 2022</b>	22,50,00,000	22,500.00

<b>Preference Shares</b>		
<b>Particulars</b>	<b>No. of Shares</b>	<b>Amount</b>
<b>At 1st April 2020</b>	-	-
Add: Increased during the year	20,00,00,000	20,000.00
<b>At 31st March 2021</b>	20,00,00,000	20,000.00
Add: Increased during the year	-	-
<b>At 31st March 2022</b>	20,00,00,000	20,000.00

**(b) Issued capital**

<b>Particulars</b>	<b>No. of Shares</b>	<b>Amount</b>
<b>At 31st March 2020</b>	19,38,00,800	19,380.08
Add: Increased during the year	-	-
<b>At 31st March 2021</b>	19,38,00,800	19,380.08
Add: Increased during the year	-	-
<b>At 31st March 2022</b>	19,38,00,800	19,380.08

**(c) Subscribed and Fully Paid Up Capital**

<b>Particulars</b>	<b>No. of Shares</b>	<b>Amount</b>
<b>At 31st March 2020</b>	19,37,05,560	19,370.56
Add: Increased during the year	-	-
<b>At 31st March 2021</b>	19,37,05,560	19,370.56
Add: Increased during the year	-	-
<b>At 31st March 2022</b>	19,37,05,560	19,370.56

**(d) Terms/ rights attached to equity shares :**

The Company has only one class of equity shares having a face value of INR 10. Each holder of equity share is entitled to one vote per share. All shares rank pari passu with regard to dividend and repayment of capital. In the event of liquidation of Company, the holder of equity shares will be entitled to receive any of the remaining assets of the Company, after distribution of all preferential amounts.

**(e) Shareholder's having more than 5% equity shareholding in the Company**

Particulars	As at	As at
	31st March 2022	31st March 2021
No. of shares and % of holding		
Mr. Thomas John Muthoot	5,14,56,049 - 26.56%	5,08,43,764 - 26.25%
Mr. Thomas George Muthoot	5,14,56,021 - 26.56%	5,08,43,764 - 26.25%
Mr. Thomas Muthoot	5,14,56,053 - 26.56%	5,08,43,769 - 26.25%
Ms. Preeti John Muthoot	1,29,13,704 - 6.67%	1,35,25,989 - 6.98%
Ms. Nina George	1,29,13,704 - 6.67%	1,35,25,961 - 6.98%
Ms. Remy Thomas	1,29,13,704 - 6.67%	1,35,25,988 - 6.98%

**(f) Shares held by the promoters at the end of the year**

Particulars	As at	As at
	31st March 2022	31st March 2021
No. of shares and % of holding		
Mr. Thomas John Muthoot	5,14,56,049 - 26.56%	5,08,43,764 - 26.25%
Mr. Thomas George Muthoot	5,14,56,021 - 26.56%	5,08,43,764 - 26.25%
Mr. Thomas Muthoot	5,14,56,053 - 26.56%	5,08,43,769 - 26.25%

**24 Other Equity**

Particulars	As at	As at
	31st March 2022	31st March 2021
Securities Premium	38,129.85	38,129.85
Statutory Reserve (pursuant to Section 45-IC of the RBI Act, 1934)	55,903.70	48,966.68
Retained Earnings	1,30,303.52	1,14,177.75
Other Comprehensive income	1,01,241.70	99,433.97
<b>Total</b>	<b>3,25,578.77</b>	<b>3,00,708.24</b>

**24.1 Nature and purpose of reserve****Securities Premium**

Securities premium is used to record the premium on issue of shares. This can be utilised only for limited purposes such as issuance of bonus shares in accordance with the provisions of the Companies Act, 2013.

**Statutory Reserve**

Statutory Reserve represents the Reserve Fund created under Section 45-IC of the Reserve Bank of India Act, 1934. Accordingly, an amount representing 20% of profit for the period is transferred to the Reserve for the year.

**Retained Earnings**

This Reserve represents the cumulative profits of the Company. This is a free reserve which can be utilised for any purpose as may be required.

**Other Comprehensive Income**

Other comprehensive income consists of re-measurement of net defined benefit liability and fair value changes on equity instruments measured through other comprehensive income

**MUTHOOT FINCORP LIMITED**

Standalone Notes to financial statements for the year ended 31st March 2022

(Rupees in lakhs, except for share data and unless otherwise stated)

**25 Interest Income (On Financial Assets measured at Amortised Cost)**

Particulars	For the Year Ended 31st March 2022	For the Year Ended 31st March 2021
Interest on Loans	3,17,407.42	2,97,900.63
Interest Income from Investments	105.35	258.66
Interest on Deposit with Banks	1,247.97	316.94
<b>Total</b>	<b>3,18,760.74</b>	<b>2,98,476.23</b>

**26 Others**

Particulars	For the Year Ended 31st March 2022	For the Year Ended 31st March 2021
Income from Money transfer	720.64	636.70
Income From Forex Operations	193.22	118.34
Income From Power Generation	920.85	974.21
Income from Investment	1,473.36	334.34
Other Income	24.30	23.02
<b>Total</b>	<b>3,332.38</b>	<b>2,086.62</b>

**27 Finance Costs**

Particulars	For the Year Ended 31st March 2022	For the Year Ended 31st March 2021
Interest on Borrowings	83,647.71	97,779.39
Interest on Debt Securities	44,077.23	28,190.45
Interest on Subordinate Liabilities	21,904.26	29,307.89
Interest on Lease Liabilities	6,031.00	4,600.09
Dividend on CCCPS	1,050.00	-
Other Charges	6,837.58	6,820.27
<b>Total</b>	<b>1,63,547.79</b>	<b>1,66,698.09</b>

**28 Impairment on Financial Instruments**

Particulars	For the Year Ended 31st March 2022	For the Year Ended 31st March 2021
Provision for impairment on loan assets	7,152.74	1,429.00
Loans written off	-	3,612.90
<b>Total</b>	<b>7,152.74</b>	<b>5,041.91</b>

**29 Net (Gain) / Loss on fair value changes**

Particulars	For the Year Ended 31st March 2022	For the Year Ended 31st March 2021
(A) Net (gain)/ loss on financial instruments at fair value through profit or loss		
(i) On trading portfolio		
- Investments	18.27	53.91
(ii) On fair valuation of cumulative compulsorily convertible preference shares	213.00	-
<b>Total Net gain/(loss) on fair value changes</b>	<b>231.27</b>	<b>53.91</b>
Fair Value changes:		
- Realised	-	-
- Unrealised	231.27	53.91
<b>Total Net gain/(loss) on fair value changes</b>	<b>231.27</b>	<b>53.91</b>

(a) Fair value changes in this schedule are other than those arising on account of accrued interest income/expense.

**30 Employee benefits expenses**

Particulars	For the Year Ended 31st March 2022	For the Year Ended 31st March 2021
Salaries and Wages	46,801.49	41,338.68
Contributions to Provident and Other Funds	2,833.83	2,337.37
Incentives	1,738.93	1,493.70
Bonus & Exgratia	1,793.85	1,602.64
Staff Welfare Expenses	522.75	1,748.67
<b>Total</b>	<b>53,690.84</b>	<b>48,521.07</b>

**31 Depreciation expense**

Particulars	For the Year Ended 31st March 2022	For the Year Ended 31st March 2021
Depreciation of Tangible Assets	5,624.75	6,838.05
Amortization of Intangible Assets	472.35	442.60
Depreciation of Right of Use Assets	14,973.39	15,356.24
<b>Total</b>	<b>21,070.48</b>	<b>22,636.89</b>

<This section has been intentionally left blank>



**32 Other Expenses**

Particulars	For the Year Ended 31st March 2022	For the Year Ended 31st March 2021
Rent, taxes and energy costs	3,907.82	3,880.29
Repairs and maintenance	2,459.25	2,776.96
Advertisement and publicity	8,384.85	7,882.59
Communication costs	10,630.36	3,438.33
Printing and Stationery	982.89	872.40
Legal & Professional Charges	4,278.83	3,615.81
Insurance	1,162.31	688.21
Auditor's fees and expenses	37.33	36.32
Director's fees, allowances and expenses	559.71	152.06
Security Charges	4,675.40	4,328.99
Travelling and Conveyance	1,892.78	1,653.32
Donations & CSR Expenses	292.32	761.14
Other Expenditure	1,021.01	803.01
<b>Total</b>	<b>40,284.88</b>	<b>30,889.42</b>

**(a) Auditors Remuneration**

Particulars	For the Year Ended 31st March 2022	For the Year Ended 31st March 2021
<b>As auditor</b>		
Statutory Audit fees	30.00	25.00
Tax Audit fees	2.00	2.00
<b>For other services</b>		
Certification and other matters	4.73	7.73
<b>Total</b>	<b>36.73</b>	<b>34.73</b>

*Above figures are exclusive of GST*

**(a) CSR Expenditure**

As required under Section 135 of the Companies Act, 2013, the Company was required to spend INR 692.06 lakhs in the reporting year in pursuance of its Corporate Social Responsibility Policy, being two per cent of the average net profits of the company made during the three immediately preceding financial years. The Company has during the year, spent a total of INR 290.33 lakhs towards CSR expenditure. The unspent portion has been transferred to the designated bank account for Unspent Corporate Social Responsibility by the Company.

<This section has been intentionally left blank>

Particulars	As on 31-03-2022	As on 31-03-2021
(a) Amount required to be spent by the company during the year	692.06	464.74
(b) Amount of expenditure incurred	290.33	707.79
(c) Shortfall at the end of the year	401.73	-
(d) Total of previous year shortfall	-	242.86
(e) Reason for shortfall	Major portion of the funds was allocated for the Sports Infrastructure project at Palakkad. Due to COVID situations, the process of getting work permit has gotten delayed and is awaited from the concerned Department. The Smile Please mission- Gulbarga was not implemented since the Medical Council has not given consent due to the omicron spread in the region. One other partnership project in Rajasthan also got delayed due to the COVID third wave and Omicron challenges.	N/A
(f) Nature of CSR activities	CSR activities were undertaken in the fields of Health, Education & Livelihood.	CSR activities were undertaken in the fields of Health, Education & Livelihood.
(g) Details of related party transactions	N/A	N/A
(h) Where a provision is made with respect to a liability incurred by entering into a contractual obligation, the movements in the provision during the year shall be shown separately	N/A	N/A

(b) The Company has not made any political contributions during the year ended 31st March 2022 (Year ended 31st March 2021 : 35.00).

### 33 Earnings Per Share

Basic earnings per share (EPS) is calculated by dividing the net profit for the year attributable to equity holders of Company by the weighted average number of equity shares outstanding during the year.

Diluted EPS is calculated by dividing the net profit attributable to equity holders of the company (after adjusting for interest on the convertible preference shares and interest on the convertible bond, in each case, net of tax, if any) by the weighted average number of equity shares outstanding during the year plus the weighted average number of equity shares that would be issued on the conversion of all the dilutive

Particulars	For the Year Ended 31st March 2022	For the Year Ended 31st March 2021
<b>Net profit attributable to ordinary equity holders</b>	34,685.13	36,953.74
<b>Weighted average number of ordinary shares for basic earnings per share</b>	19,37,05,560	19,37,05,560
Effect of dilution:	60,96,643	-
<b>Weighted average number of ordinary shares adjusted for effect of dilution</b>	19,98,02,203	19,37,05,560
<b>Earnings per share</b>		
<b>Basic Earnings per share</b>	17.91	19.08
<b>Diluted Earnings per share</b>	17.36	19.08

## MUTHOOT FINCORP LIMITED

Standalone Notes to financial statements for the year ended 31st March 2022

(Rupees in lakhs, except for share data and unless otherwise stated)

### 34 Income Tax

The components of income tax expense for the year ended 31st March, 2022 and year ended 31st March, 2021 are:

Particulars	For the Year Ended 31st March 2022	For the Year Ended 31st March 2021
Current Income tax expense	13,719.62	13,504.00
Deferred tax relating to origination and reversal of temporary differences	(1,591.11)	(1,000.55)
<b>Total tax expense reported in statement of profit and loss</b>	<b>12,128.51</b>	<b>12,503.45</b>
<b>OCI Section</b>		
Deferred tax related to items recognised in OCI during the period:		
Net gain / (loss) on equity instruments measured through other comprehensive income	493.93	(3,703.03)
Remeasurement of the defined benefit liabilities	45.12	(16.70)
<b>Income tax charged to OCI</b>	<b>539.05</b>	<b>(3,719.73)</b>

#### Reconciliation of Income tax expense:

The income tax charge shown in the statement of profit and loss differ from the income tax charge that would apply if all the profits had been charged at India corporate tax rate. A reconciliation between the income tax expense and the accounting profit multiplied by India's domestic tax rate for the year ended 31st March 2022 and year ended 31st March 2021 is, as follows:

Particulars	For the Year Ended 31st March 2022	For the Year Ended 31st March 2021
Accounting profit before tax	46,813.64	49,457.19
<b>At India's statutory income tax rate of 25.168%* (2021: 25.168%*)</b>	<b>11,782.06</b>	<b>12,447.38</b>
<b>Adjustments in respect of current income tax of previous year</b>		
(i) Expenses disallowed under the Income Tax Act	1,937.56	1,062.29
(ii) Income to the extent exempt under the Income Tax Act	-	(5.68)
<b>Current Income Tax expense reported in the statement of profit or loss</b>	<b>13,719.62</b>	<b>13,504.00</b>
<b>Effective Income Tax Rate</b>	<b>29.31%</b>	<b>27.30%</b>

\*The Company has exercised the option permitted under Section 115BAA of the Income Tax Act, 1961 as introduced by the Taxation Laws (Amendment) Ordinance, 2019.

The following table shows deferred tax recorded in the balance sheet and changes recorded in the Income tax expense:

	Deferred tax assets	Deferred tax liabilities	Statement of profit and loss	OCI
	As at 31st March 2022	As at 31st March 2022	2021-22	2021-22
Opening Balance		<b>24,720.32</b>		
Fixed asset: Timing difference on account of Depreciation and Amortisation	355.65	-	(355.65)	-
Bonus Disallowed due to non-payment	113.57	-	(113.57)	-
Provision for gratuity	-	402.55	402.55	-
Provision for Leave Encashment	-	9.63	9.63	-
Impairment allowances on financial assets	1,078.12	-	(1,078.12)	-
Fair Valuation of Financial Assets	169.36	-	(663.29)	493.93
Financial liabilities measured at amortised cost	-	359.30	359.30	-
Financial assets measured at amortised cost	53.23	-	(53.23)	-
Financial liabilities measured at fair value	53.61	-	(53.61)	-
Actuarial gain/loss on Employee benefits	-	-	(45.12)	45.12
<b>Total</b>	<b>1,823.53</b>	<b>25,491.79</b>	<b>(1,591.11)</b>	<b>539.05</b>

	Deferred tax assets	Deferred tax liabilities	Statement of profit and loss	OCI
	As at 31st March 2021	As at 31st March 2021	2020-21	2020-21
Opening Balance		<b>29,440.60</b>		
Fixed asset: Timing difference on account of Depreciation and Amortisation	592.07	-	(592.07)	-
Bonus Disallowed due to non-payment	40.44	-	(40.44)	-
Provision for gratuity	25.69	-	(25.69)	-
Provision for Leave Encashment	17.24	-	(17.24)	-
Fair Valuation of Financial Assets	4,681.36	-	(978.32)	(3,703.03)
Financial liabilities measured at amortised cost	-	402.69	402.69	-
Financial assets measured at amortised cost	-	233.83	233.83	-
Actuarial gain/loss on Employee benefits	-	-	16.70	(16.70)
<b>Total</b>	<b>5,356.80</b>	<b>30,077.12</b>	<b>(1,000.55)</b>	<b>(3,719.73)</b>

<This section has been intentionally left blank>

## MUTHOOT FINCORP LIMITED

Standalone Notes to financial statements for the year ended 31st March 2022

(Rupees in lakhs, except for share data and unless otherwise stated)

### 35 Retirement Benefit Plan

#### Defined Contribution Plan

The Company makes contributions to Provident Fund & Employee State Insurance which are defined contribution plans for qualifying employees. The amounts recognized for the aforesaid contributions in the statement of profit and loss are shown below:

Particulars	As at 31st March 2022	As at 31st March 2021
Contributions to Provident Fund	2,171.19	1,724.88
Contributions to Employee State Insurance	655.56	605.92
<b>Defined Contribution Plan</b>	<b>2,826.75</b>	<b>2,330.80</b>

#### Defined Benefit Plan

The Company has a defined benefit gratuity plan. The gratuity plan is governed by the Payment of Gratuity Act, 1972. Every employee who has completed five years or more of service gets a gratuity on leaving the service of the company at 15 days salary (last drawn salary) for each completed year of service.

The following tables summaries the components of net benefit expense recognized in the statement of profit and loss and the funded status and amounts recognized in the balance sheet for the gratuity plan.

Particulars	As at 31st March 2022	As at 31st March 2021
Present value of funded obligations	2,711.72	2,537.49
Fair value of planned assets	2,598.21	824.57
<b>Defined Benefit obligation/(asset)</b>	<b>5,309.93</b>	<b>3,362.06</b>

#### Post employment defined benefit plan

Net benefit expense recognised in statement of profit and loss	As at 31st March 2022	As at 31st March 2021
Current service cost	458.43	422.51
Net Interest on net defined benefit liability/ (asset)	113.91	113.22
<b>Net benefit expense</b>	<b>572.34</b>	<b>535.73</b>

#### Balance Sheet

Details of changes in present value of defined benefit obligations as follows:

Particulars	As at 31st March 2022	As at 31st March 2021
Defined benefit obligation at the beginning of the year	2,537.49	2,163.07
Current service cost	458.43	422.51
Interest cost on benefit obligations	168.74	151.41
Actuarial (Gain) / Loss on Total Liabilities	(128.95)	41.90
Benefits paid	(323.99)	(241.40)
<b>Benefit obligation at the end of the year</b>	<b>2,711.72</b>	<b>2,537.49</b>

**Details of changes fair value of plan assets are as follows: -**

<b>Particulars</b>	<b>As at 31st March 2022</b>	<b>As at 31st March 2021</b>
Fair value of plan assets at the beginning of the year	824.57	545.61
Actual Return on Plan Assets	105.15	13.73
Employer contributions	1,992.49	506.63
Benefits paid	(323.99)	(241.40)
<b>Fair value of plan assets as at the end of the year</b>	<b>2,598.21</b>	<b>824.57</b>

<b>Remeasurement gain/ (loss) in other comprehensive income (OCI)</b>	<b>As at 31st March 2022</b>	<b>As at 31st March 2021</b>
Actuarial gain/(loss) on obligation	-	
<i>Experience adjustments</i>	10.90	105.07
<i>Return on Plan assets, excluding amount included in net interest on the net defined benefit liability/(asset)</i>	50.31	(24.46)
Actuarial changes arising from changes in financial assumptions	118.06	(146.97)
<b>Actuarial gain / (loss) (through OCI)</b>	<b>179.27</b>	<b>(66.36)</b>

The principal assumptions used in determining gratuity obligations for the Company's plans are shown below:

<b>Particulars</b>	<b>As at 31st March 2022</b>	<b>As at 31st March 2021</b>
Salary Growth Rate	3.00%	3.00%
Discount Rate	7.12%	6.65%
Withdrawal Rate	5.00%	5.00%
Mortality	100% of IALM 2012-14	100% of IALM 2006-2008
Interest rate on net DBO	6.65%	7.00%
Expected average remaining working life	27.12	27.13

**Investments quoted in active markets:**

<b>Particulars</b>	<b>As at 31st March 2022</b>	<b>As at 31st March 2021</b>
Equity instruments	-	-
Debt instruments	-	-
Real estate	-	-
Derivatives	-	-
Investment Funds with Insurance Company	100.00%	100.00%
<i>Of which, Unit Linked</i>	-	-
<i>Of which, Traditional/ Non-Unit Linked</i>	100.00%	100.00%
Asset-backed securities	-	-
Structured debt	-	-
Cash and cash equivalents	-	-
<b>Total</b>	<b>100.00%</b>	<b>100.00%</b>

A quantitative sensitivity analysis for significant assumptions as at 31st March 2022 and 31st March 2021 are as shown below:

Assumptions	Sensitivity Level	As at 31st March 2022		As at 31st March 2021	
Discount Rate	Increase by 1%		2,487.66		2,320.58
Discount Rate	Decrease by 1%		2,974.11		2,792.45
Further Salary Increase	Increase by 1%		2,982.66		2,799.51
Further Salary Increase	Decrease by 1%		2,477.28		2,311.49
Employee turnover	Increase by 1%		2,804.44		2,615.55
Employee turnover	Decrease by 1%		2,604.28		2,446.73
Mortality Rate	Increase in expected lifetime by 1 year		2,702.74		2,529.10
Mortality Rate	Increase in expected lifetime by 3 years		2,687.26		2,514.62

The weighted average duration of the defined benefit obligation as at 31st March 2022 is 10 years (2021: 10 years).

Gratuity liability is funded through a Gratuity Fund managed by Life Insurance Corporation of India Ltd.

The estimates of future salary increases, considered in actuarial valuation, take account of inflation, seniority, promotion and other relevant factors, such as supply and demand in the employment market.

The principal assumptions used in determining leave encashment obligations for the Company's plans are shown below:

*The discount rate is based on the prevailing market yields of Government of India securities as at the balance sheet date for the estimated term of the obligations.*

*The estimate of future salary increases considered, takes into account the inflation, seniority, promotion, increments and other relevant factors.*

<This section has been intentionally left blank>

## MUTHOOT FINCORP LIMITED

Standalone Notes to financial statements for the year ended 31st March 2022

(Rupees in lakhs, except for share data and unless otherwise stated)

### 36 Maturity analysis of assets and liabilities

The table below shows an analysis of assets and liabilities analysed according to when they are expected to be recovered or settled.

Particulars	As at 31st March 2022			As at 31st March 2021		
	Within 12 months	After 12 months	Total	Within 12 months	After 12 months	Total
<b>Assets</b>						
<b>Financial assets</b>						
Cash and cash equivalents	2,35,980.59	-	2,35,980.59	40,917.19	-	40,917.19
Bank Balance other than above	11,089.14	-	11,089.14	16,326.10	-	16,326.10
Trade receivables	2,630.50	-	2,630.50	1,819.94	-	1,819.94
Loans	16,70,364.49	31,156.39	17,01,520.88	18,16,249.60	29,048.54	18,45,298.14
Investments	2,111.56	1,61,847.50	1,63,959.06	2,957.96	1,58,845.63	1,61,803.59
Other financial assets	4,239.03	8,810.84	13,049.87	10,989.12	8,270.44	19,259.56
<b>Non-financial Assets</b>						
Current tax assets (net)	2,997.82	-	2,997.82	676.03	-	676.03
Investment Property	-	30,236.55	30,236.55	-	30,236.55	30,236.55
Property, plant and equipment	-	38,915.42	38,915.42	-	41,313.73	41,313.73
Other intangible assets	-	937.59	937.59	-	833.76	833.76
Right-of-use assets	9,782.07	48,157.61	57,939.67	11,247.26	32,280.69	43,527.94
Other non financial assets	4,110.84	27,009.15	31,120.00	30,687.80	1,328.01	32,015.82
<b>Total assets</b>	<b>19,43,306.03</b>	<b>3,47,071.05</b>	<b>22,90,377.08</b>	<b>19,31,871.01</b>	<b>3,02,157.34</b>	<b>22,34,028.35</b>
<b>Liabilities</b>						
<b>Financial Liabilities</b>						
Trade payables	4,782.30	-	4,782.30	1,770.85	-	1,770.85
Debt Securities	1,43,022.17	2,36,356.86	3,79,379.03	1,93,480.81	2,43,105.64	4,36,586.45
Borrowings (other than debt security)	9,30,915.28	2,22,651.74	11,53,567.02	9,22,031.44	1,76,805.40	10,98,836.85
Lease Liability	7,978.41	56,678.05	64,656.45	8,798.35	39,043.55	47,841.90
Subordinated Liabilities	43,497.06	1,95,029.58	2,38,526.64	56,901.59	1,92,610.48	2,49,512.07
Other Financial liabilities	37,484.95	38,768.41	76,253.36	22,823.39	27,768.27	50,591.66
<b>Non-financial Liabilities</b>						
Provisions	213.81	2,746.00	2,959.81	194.00	2,629.82	2,823.83
Deferred tax liabilities (net)	-	23,668.26	23,668.26	-	24,720.32	24,720.32
Other non-financial liabilities	1,634.89	-	1,634.89	1,265.63	-	1,265.63
<b>Total Liabilities</b>	<b>11,69,528.87</b>	<b>7,75,898.88</b>	<b>19,45,427.75</b>	<b>12,07,266.06</b>	<b>7,06,683.49</b>	<b>19,13,949.55</b>
<b>Net</b>	<b>7,73,777.16</b>	<b>(4,28,827.84)</b>	<b>3,44,949.33</b>	<b>7,24,604.95</b>	<b>(4,04,526.15)</b>	<b>3,20,078.80</b>



**MUTHOOT FINCORP LIMITED**

Standalone Notes to financial statements for the year ended 31st March 2022

(Rupees in lakhs, except for share data and unless otherwise stated)

**37 Change in liabilities arising from financing activities**

Particulars	As at 1st April 2021	Cash Flows	Ind AS 116 - Lease Liabilities	Others	As at 31st March 2022
Debt Securities	4,36,586.45	(57,821.90)	-	614.47	3,79,379.03
Borrowings other than debt securities	10,98,836.85	56,034.28	-	(1,304.11)	11,53,567.02
Lease Liabilities	47,841.90	(17,821.39)	34,635.94	-	64,656.45
Subordinated Liabilities	2,49,512.07	(9,201.75)	-	(1,783.69)	2,38,526.64
<b>Total liabilities from financing activities</b>	<b>18,32,777.27</b>	<b>(28,810.76)</b>	<b>34,635.94</b>	<b>(2,473.32)</b>	<b>18,36,129.13</b>

Particulars	As at 1st April 2020	Cash Flows	Ind AS 116 - Lease Liabilities	Others	As at 31st March 2021
Debt Securities	86,113.32	3,51,819.14	-	(1,346.01)	4,36,586.45
Borrowings other than debt securities	9,68,313.27	1,29,857.03	-	666.55	10,98,836.85
Lease Liabilities	46,447.77	(16,609.79)	18,003.93	-	47,841.90
Subordinated Liabilities	2,60,167.47	(10,780.60)	-	125.19	2,49,512.07
<b>Total liabilities from financing activities</b>	<b>13,61,041.83</b>	<b>4,54,285.79</b>	<b>18,003.93</b>	<b>(554.27)</b>	<b>18,32,777.27</b>

&lt;This section has been intentionally left blank&gt;

## MUTHOOT FINCORP LIMITED

Standalone Notes to financial statements for the year ended 31st March 2022

(Rupees in lakhs, except for share data and unless otherwise stated)

### 38. Contingent Liabilities (to the extent not provided for)

Particulars	As at 31st March 2022	As at 31st March 2021
<b>Contingent Liabilities</b>		
(i) Income Tax Demands	3,419.85	6,334.02
(ii) Service Tax Demands	5,106.18	5,106.18
(iii) Value Added Tax Demands	1,327.12	1,432.70
(iv) Bank Guarantees	36.90	36.69
(v) Claims not acknowledged as debt in view of counter claims raised	917.78	-

(vi) Some of the branches of the Company had received notices under the Kerala Money Lenders Act, 1958, for registration, which was challenged by the Company before the Hon'ble Supreme Court. The Apex Court has allowed the appeals filed by NBFCs including the Company, vide its judgement dated May 10, 2022 ruling that state level money lending enactments shall have no application to NBFCs registered under the RBI and regulated by the RBI. In view of the said ruling of the Supreme Court, the contingency with respect to the Kerala Money Lenders Act ceases to exist.

(vii) The Company has filed a Writ Petition before the Honourable High Court of Madras on 30th July, 2019 challenging the Order passed by the Income Tax Settlement Commission, Chennai Bench abating the proceedings before it relating to the Settlement Application filed by the Company dated December 17, 2017 ("Settlement Application"); and praying for stay on proceedings initiated by the Joint Commissioner of Income Tax (OSD), Central Circle, Thiruvananthapuram post abatement of proceedings by the Settlement Commission. The tax and interest due on the issues forming part of the Settlement Application totaled to ₹7,406 lakh. The Settlement Application related to notices received under Section 147 of the Income Tax Act, as per which the income chargeable to tax for the Financial Years 2011-12 to 2016-17 of MFL had escaped assessment, and Section 153A of the Income Tax Act, as per which MFL was required to prepare true and correct return of which MFL was assessable for the Assessment Years 2011-2012 to 2016-2017. The proceedings before the High Court of Madras is currently pending.

<This section has been intentionally left blank>

## MUTHOOT FINCORP LIMITED

Standalone Notes to financial statements for the year ended 31st March 2022

(Rupees in lakhs, except for share data and unless otherwise stated)

### 39 Related Party Disclosures

#### Names of Related parties with whom transaction has taken place

##### (A) Subsidiaries

- 1 Muthoot Microfin Limited
- 2 Muthoot Housing Finance Company Limited
- 3 Muthoot Pappachan Technologies Limited

##### (B) Key Management Personnel

##### Designation

- |                               |  |
|-------------------------------|--|
| 1 Thomas John Muthoot         | Managing Director                              |
| 2 Thomas George Muthoot       | Director                                       |
| 3 Thomas Muthoot              | Wholetime Director Cum Chief Financial Officer |
| 4 Preethi John Muthoot        | Director                                       |
| 5 Kurian Peter Arattukulam    | Director                                       |
| 6 Vikraman Ampalakkat         | Director                                       |
| 7 Thuruthiyil Devassia Mathai | Company Secretary                              |

##### (C) Enterprises owned or significantly influenced by key management personnel or their relatives

- 1 MPG Hotels and Infrastructure Ventures Private Limited
- 2 Muthoot Automotive (India) Private Limited
- 3 Muthoot Automobile Solutions Private Limited
- 4 Muthoot Capital Services Limited
- 5 Muthoot Motors Private Limited
- 6 Muthoot Risk Insurance and Broking Services Private Limited
- 7 Muthoot Pappachan Chits (India) Private Limited
- 8 Muthoot Exim Private Limited
- 9 Muthoot Kuries Private Limited
- 10 MPG Security Group Private Limited
- 11 Muthoot Estate Investments
- 12 Muthoot Motors (Cochin)
- 13 Muthoot Pappachan Foundation
- 14 M-Liga Sports Excellence Private Limited
- 15 Thinking Machine Media Private Limited
- 16 Muthoot Hotels Private Limited

##### (D) Relatives of Key Management Personnel

- 1 Janamma Thomas
- 2 Nina George
- 3 Remmy Thomas
- 4 Thomas M John
- 5 Suzannah Muthoot
- 6 Hannah Muthoot
- 7 Tina Suzanne George
- 8 Ritu Elizabeth George
- 9 Shweta Ann George

##### (E) Other Related Parties

- 1 Speckle Internet Solutions Private Limited

**Related Party transactions during the year:**

Particulars	Key Management Personnel & Directors		Relatives of Key Management Personnel		Entities over which Key Management Personnel and their relatives are able to exercise significant influence		Subsidiaries	
	Year Ended 31st March 2022	Year Ended 31st March 2021	Year Ended 31st March 2022	Year Ended 31st March 2021	Year Ended 31st March 2022	Year Ended 31st March 2021	Year Ended 31st March 2022	Year Ended 31st March 2021
<b>Revenue</b>								
Auction of Gold Ornaments	-	-	-	-	6,104.86	1,270.97	-	-
Commission Received	-	-	-	-	1,189.86	1,003.61	350.45	210.57
Processing Fee received	-	-	-	-	-	0.73	-	-
Rent received	-	-	-	-	283.51	276.24	141.79	145.59
Revenue from Travel Services	1.59	-	-	-	10.10	5.56	16.88	7.59
Sale of Used Assets	-	-	-	-	0.03	-	-	-
Delayed Interest received	-	-	-	-	-	3.58	-	-
Interest accrued on loans & advances	2,388.00	2,388.00	-	-	29.66	30.15	-	109.50
<b>Expense</b>								
Commission Paid	500.00	132.00	-	-	17.09	72.14	34.03	235.70
Interest paid	483.65	431.35	78.74	62.97	186.64	309.78	-	-
Hotel Service payments	-	-	-	-	28.31	32.93	-	-
Professional & Consultancy Charges	-	-	-	-	2,104.14	2,092.00	1,562.94	1,423.39
Purchase of Gold / Silver Coins	-	-	-	-	90.77	16.86	-	-
Reimbursement of Expenses	-	-	-	-	(20.32)	(81.77)	(15.76)	(12.14)
Rent paid	104.75	101.47	-	-	17.51	15.17	-	-
Purchase of Used Assets	-	-	-	-	-	-	-	-
Remuneration Paid	5,039.60	2,196.94	41.00	23.49	-	-	-	-
Sitting Fee paid	13.50	7.50	-	-	-	-	-	-
Marketing Expense	-	-	-	-	-	1.08	-	-
Collection Charges	-	-	-	-	-	12.98	-	-
Repairs and maintenance	-	-	-	-	1.89	19.46	-	-
<b>Asset</b>								
Advance for CSR Activities	-	-	-	-	298.37	677.39	-	-
Investment made in Equity	-	-	-	-	200.00	9.00	-	-
Loans Advanced	-	-	-	-	-	290.00	-	-
Loan repayments received	-	-	-	-	(290.00)	(239.64)	-	(1,365.00)
Refund received against advance for property	-	-	-	-	(3,000.00)	-	-	-
Purchase of Vehicle	-	-	-	-	10.74	-	-	-
<b>Liability</b>								
Advance received towards Owners share	-	-	-	-	432.15	241.00	-	-
ICD accepted	-	-	-	-	-	-	-	-
ICD repaid	-	-	-	-	-	-	-	-
Investment in Debt Instruments	-	260.30	0.50	175.50	1.00	-	-	-
Redemption of Investment in Debt Securities	-	-	(1.14)	(156.00)	-	-	-	-
Security Deposit Accepted	-	-	-	-	140.00	55.48	1.37	2.39
Security Deposit Repaid	-	-	-	-	(167.13)	(40.26)	(1.42)	(8.67)
Dividend Paid	10,036.91	-	1,549.71	-	35.72	-	-	-

**Balance outstanding as at the year end:**

Particulars	Key Management Personnel		Relatives of Key Management Personnel		Entities over which Key Management Personnel and their relatives are able to exercise significant influence		Subsidiaries	
	Year Ended 31st March 2022	Year Ended 31st March 2021	Year Ended 31st March 2022	Year Ended 31st March 2021	Year Ended 31st March 2022	Year Ended 31st March 2021	Year Ended 31st March 2022	Year Ended 31st March 2021
<b>Asset</b>								
Advance for CSR Activities	-	-	-	-	8.05	-	-	-
Advance for Property/Shares	1,588.53	1,588.53	133.87	133.87	24,277.77	27,277.77	-	-
Advance receivable towards Owners share	-	-	-	-	903.13	221.01	-	-
Commission Receivable	-	-	-	-	68.99	22.37	40.10	16.16
Expense Reimbursements Receivable	-	-	-	-	1.48	0.86	0.88	0.01
Interest on Loan Receivable	61.55	61.55	-	-	-	3.71	-	-
Loans Advanced	19,900.00	19,900.00	-	-	-	290.00	-	-
Other Receivable	-	-	-	-	-	-	-	-
Rent Receivable	-	-	-	-	12.40	8.33	2.92	2.89
Travel Service Receivables	0.79	1.12	-	-	4.06	2.09	1.51	3.54
Investment in Equity Outstanding	-	-	-	-	217.00	17.00	26,515.45	26,515.45
<b>Liability</b>								
Collection balance payable	-	-	-	-	0.22	6.93	-	-
Commission Payable	-	-	-	-	0.27	2.33	0.46	29.75
Interest Payable	2.58	0.96	54.22	21.66	6.40	0.56	-	-
Rent Payable	0.23	-	-	-	0.92	0.90	-	-
Remuneration Payable	-	-	-	-	-	-	-	-
Investment in Debt Instruments	267.30	267.30	332.33	332.97	107.53	51.40	-	-
PDI issued	3,845.00	3,845.00	355.00	355.00	1,025.00	3,015.00	-	-
Professional & Consultancy Charges payable	-	-	-	-	0.12	53.69	-	8.24
Security Deposit received	-	-	-	-	30.50	57.63	46.97	47.02
Other Payable	-	-	-	-	3.99	3.18	-	-

**Note**

a) Related parties have been identified on the basis of the declaration received by the management and other records available.

**Compensation of key management personnel of the Company:**

Key management personnel are those individuals who have the authority and responsibility for planning and exercising power to directly or indirectly control the activities of the Company and its employees. The Company considers the members of the Board of Directors which include independent directors (and its sub-committees) to be key management personnel for the purposes of IND AS 24 Related Party Disclosures.

Particulars	Year Ended 31st March 2022	Year Ended 31st March 2021
Short-term employee benefits	5,053.10	2,204.44
Post-employment benefits	-	-
<b>Total compensation paid to key managerial personnel</b>	<b>5,053.10</b>	<b>2,204.44</b>

## MUTHOOT FINCORP LIMITED

Standalone Notes to financial statements for the year ended 31st March 2022

(Rupees in lakhs, except for share data and unless otherwise stated)

### 40 Capital

#### Capital Management

The primary objective of the Company's capital management policy is to ensure that the Company complies with externally imposed capital requirements and maintains healthy credit ratings and capital ratios in order to support its business and to maximize shareholder value.

Being an NBFC-SI, the RBI requires the Company to maintain a minimum capital to risk weighted assets ratio ("CRAR") consisting of a minimum Tier I Capital of 12% and a combined Tier I & Tier II Capital of 15% of our aggregate risk weighted assets. The capital management process of the Company ensures to maintain a healthy CRAR at all the times. The Company has during the year issued Cumulative Compulsorily Convertible Preference Shares aggregating to INR 15,000 and Perpetual Debt Instruments aggregating to INR 13,500, aiding enhancement in the regulatory capital levels.

Regulatory capital	As at 31st March 2022	As at 31st March 2021
Tier I Capital	2,69,746	2,42,659
Tier II Capital	85,992	95,463
<b>Total capital</b>	<b>3,55,738</b>	<b>3,38,122</b>
<b>Risk weighted assets</b>	<b>18,31,579</b>	<b>20,06,635</b>
<b>CRAR</b>		
Tier I Capital (%)	14.73%	12.09%
Tier II Capital (%)	4.69%	4.76%

Tier I Capital comprises of share capital, share premium, reserves, retained earnings including current year profits, cumulative compulsorily convertible preference shares and perpetual debt instruments subject to permissible limits. Certain adjustments are made to Ind AS-based results and reserves, in order to ensure compliance with the directions of the Reserve Bank of India. Tier II Capital consists primarily of Subordinated Debt Instruments, subject to permissible limits as per the directions of the Reserve Bank of India and PDI in excess of 15% of Tier I Capital of the Company as at the previous year.

<This section has been intentionally left blank>

## MUTHOOT FINCORP LIMITED

Standalone Notes to financial statements for the year ended 31st March 2022

(Rupees in lakhs, except for share data and unless otherwise stated)

### 41 Fair Value Measurement

Fair value is the price that would be received to sell an asset or paid to transfer a liability in an orderly transaction in the principal (or most advantageous) market at the measurement date under current market conditions (i.e., an exit price), regardless of whether that price is directly observable or estimated using a valuation technique. In order to show how fair values have been derived, financial instruments are classified based on a hierarchy of valuation techniques.

#### Fair Value Hierarchy of assets and liabilities

The following table shows an analysis of financial instruments recorded at fair value by level of the fair value hierarchy as at March 31, 2022:

Particulars	At FVTPL			
	Level-1	Level-2	Level-3	Total
<b>Financial Assets</b>				
Investment in JM Financial India Fund II	156.37	-	-	156.37
Investment in Strugence Debt Fund	997.48	-	-	997.48
Investment in BPEA India Credit - Trust II	514.24	-	-	514.24
<b>Financial Liabilities</b>				
Cumulative Compulsorily Convertible Preference Shares (CCCPs)	-	-	15,213.00	15,213.00

Particulars	At FVTOCI			
	Level-1	Level-2	Level-3	Total
Investment in Muthoot Microfin Limited	-	1,42,977.72	-	1,42,977.72
Investment in Muthoot Pappachan Chits Private Limited	-	15.14	-	15.14
Investment in Avenues India Private Limited	-	477.67	-	477.67
Investment in Fair Asset Technologies (P) Limited	-	719.85	-	719.85
Investment in Equity Shares (DP account with Motilal Oswal)	1,646.32	-	-	1,646.32
Investment in PMS - Motilal Oswal	465.24	-	-	465.24
Investment In The Thinking Machine Media Private Limited	-	9.00	-	9.00
Investment In Speckle Internet Solutions Private Limited	-	198.10	-	198.10

The following table shows an analysis of financial instruments recorded at fair value by level of the fair value hierarchy as at March 31, 2021:

Particulars	At FVTPL			
	Level-1	Level-2	Level-3	Total
<b>Financial Assets</b>				
Investment in JM Financial India Fund II	106.90	-	-	106.90
<b>Financial Liabilities</b>				
Cumulative Compulsorily Convertible Preference Shares (CCCPs)	-	-	-	-

Particulars	At FVTOCI			
	Level-1	Level-2	Level-3	Total
Investment in Muthoot Microfin Limited	-	1,40,748.12	-	1,40,748.12
Investment in Muthoot Pappachan Chits Private Limited	-	6.52	-	6.52
Investment in Avenues India Private Limited	-	477.48	-	477.48
Investment in Fair Asset Technologies (P) Limited	-	703.59	-	703.59
Investment in Equity Shares (DP account with Motilal Oswal)	1,038.94	-	-	1,038.94
Investment in PMS - Motilal Oswal	631.11	-	-	631.11
Investment In The Thinking Machine Media Private Limited	-	9.00	-	9.00

#### Fair value technique

##### Investment at fair value through profit and loss

For investment at fair value through profit and loss, valuation are done using quoted prices from active markets or on published Net Asset Values of the investment at the measurement date or at the nearest available date.

#### Equity instruments

The equity instruments which are actively traded on public stock exchanges with readily available active prices on a regular basis are classified as Level 1. Units held in mutual funds are measured based on their published net asset value (NAV), taking into account redemption and/or other restrictions are generally Level 1. Equity instruments in non-listed entities are initially recognised at transaction price and re-measured as per fair valuation report and valued as at the measurement date or at the nearest available date has been classified as Level 2.

#### Financial Liabilities with significant unobservable inputs (Level 3)

This level of hierarchy includes financial liabilities measured using inputs that are not based on observable market data (unobservable inputs). Fair values are determined in whole or in part, using a valuation model based on assumptions that are neither supported by prices from observable current market transactions in the same instrument nor are they based on available market data, this level of hierarchy includes cumulative compulsory convertible preference shares.

The fair value of the CCCPS is measured using the Monte Carlo Simulation technique. The Monte Carlo Simulation Method is one where a risk-neutral framework is used to simulate a range of simulated values, representing all the potential paths a variable could move over the period of the simulation. The inputs to this model are taken from observable market where possible, but where this is not feasible, a degree of judgement is exercised in establishing fair values. Changes in assumptions about these factors could affect the reported fair value of financial instruments.

Significant unobservable inputs	As at March 31, 2022		As at March 31, 2021	
	Increase by 1%	Decrease by 1%	Increase by 1%	Decrease by 1%
Discount Rate of CCCPS Conversion Feature	(511.25)	531.08	-	-
Discount for Lack of Marketability	(234.05)	234.05	-	-

#### Movements in Level 3 financial instruments measured at fair value

Particulars	As at 31st March 2022	As at 31st March 2021
<b>Financial liability measured at FVTPL</b>		
<b>Cumulative Compulsorily Convertible Preference Shares (CCCPS)</b>		
Opening Balance	-	-
Issued during the year	15,000.00	-
Converted during the year	-	-
Change in fair value	213.00	-
<b>Closing balance</b>	<b>15,213.00</b>	<b>-</b>



**Fair value of financial instruments not measured at fair value**

Set out below is a comparison, by class, of the carrying amounts and fair values of the Company's financial instruments that are not carried at fair value in the financial statements. This table does not include the fair values of non-financial assets and non-financial liabilities.

Particulars	Level	Carrying Value		Fair Value	
		As at 31st March 2022	As at 31st March 2021	As at 31st March 2022	As at 31st March 2021
<b>Financial assets</b>					
Cash and cash equivalents	1	2,35,980.59	40,917.19	2,35,980.59	40,917.19
Bank Balance other than above	1	11,089.14	16,326.10	11,089.14	16,326.10
Trade receivables	3	2,630.50	1,819.94	2,630.50	1,819.94
Loans	3	17,01,520.88	18,45,298.14	17,01,520.88	18,45,298.14
Investments	3	15,781.93	16,081.93	15,781.93	16,081.93
Other Financial assets	3	13,049.87	19,259.56	13,049.87	19,259.56
<b>Financial assets</b>		<b>19,80,052.90</b>	<b>19,39,702.87</b>	<b>19,80,052.90</b>	<b>19,39,702.87</b>
<b>Financial Liabilities</b>					
Trade Payable	3	4,782.30	1,770.85	4,782.30	1,770.85
Debt securities	3	3,79,379.03	4,36,586.45	3,79,379.03	4,36,586.45
Borrowings (other than debt securities)	3	11,53,567.02	10,98,836.85	11,53,567.02	10,98,836.85
Lease Liability	3	64,656.45	47,841.90	64,656.45	47,841.90
Subordinated liabilities	3	2,38,526.64	2,49,512.07	2,38,526.64	2,49,512.07
Other financial liabilities	3	61,040.36	50,591.66	61,040.36	50,591.66
<b>Financial Liabilities</b>		<b>19,01,951.80</b>	<b>18,85,139.78</b>	<b>19,01,951.80</b>	<b>18,85,139.78</b>

**Valuation techniques****Short-term financial assets and liabilities**

For financial assets and financial liabilities that have a short-term maturity (less than twelve months), the carrying amounts, which are net of impairment, are a reasonable approximation of their fair value. Such instruments include: cash and balances, Trade receivables, balances other than cash and cash equivalents and trade payables without a specific maturity. Such amounts have been classified as Level 3 on the basis that no adjustments have been made to the balances in the balance sheet.

**Loans and advances to customers**

The fair values of loans and receivables are estimated by discounted cash flow models that incorporate assumptions for credit risks, probability of default and loss given default estimates. Since comparable data is not available, credit risk is derived using historical experience, management view and other information used in its collective impairment models.

Fair values of portfolios are calculated using a portfolio-based approach, grouping loans as far as possible into homogenous groups based on similar characteristics ie, type of loan. The Company then calculates and extrapolates the fair value to the entire portfolio using Effective interest rate model that incorporate interest rate estimates considering all significant characteristics of the loans. The credit risk is applied as a top-side adjustment based on the collective impairment model incorporating probability of defaults and loss given defaults. Hence, the carrying amount of such financial assets at amortised cost net of impairment loss allowance is of reasonable approximation of their fair value.

**Financial liability at amortised cost**

The fair values of financial liability held-to-maturity are estimated using a effective interest rate model based on contractual cash flows using actual yields. Since the cost of borrowing on the reporting date is not expected to be significantly different from the actual yield considered under effective interest rate model, the carrying value of financial liabilities at amortised cost is considered a reasonable approximation of their fair value.

**42 Segment Reporting**

In accordance with Para 4 of IND AS 108, Operating Segments, segment information has been presented in the consolidated financial statements of Muthoot FinCorp Limited and therefore, no separate disclosure has been given in standalone financial statement.

## MUTHOOT FINCORP LIMITED

### Standalone Notes to financial statements for the year ended 31st March 2022

(Rupees in lakhs, except for share data and unless otherwise stated)

#### 43. Risk Management

The Company's principal financial liabilities comprise borrowings and trade and other payables. The main purpose of these financial liabilities is to finance and support the company's operations. The Company's principal financial assets include loans, investments, cash and cash equivalents and other receivables that derive directly from its operations.

As a financial lending institution, Company is exposed to various risks that are related to lending business and operating environment. The principal objective in Company's risk management processes is to measure and monitor the various risks that Company is subject to and to follow policies and procedures to address such risks.

The Company's Risk Management Committee of the Board of Directors constituted in accordance with the RBI rules has overall responsibility for overseeing the implementation of the Risk Management Policy. The committee meets quarterly to review the Risk Management practices and working of the Risk Management Department. The committee is chaired by an Independent Director. The Risk Management department periodically places its report to the committee for review. The committee's suggestions for improving the Risk Management Practices are implemented by the Risk Management department.

The Company has implemented comprehensive policies and procedures to assess, monitor and manage risk throughout the Group. The risk management process is continuously reviewed, improved and adapted in the changing risk scenario and the agility of the risk management process is monitored and reviewed for its appropriateness in the changing risk landscape. The process of continuous evaluation of risks includes taking stock of the risk landscape on an event-driven basis. The Company has an elaborate process for risk management. Major risks identified by the businesses and functions are systematically addressed through mitigating actions on a continuing basis.

The major type of risk Company faces in business are credit risk, liquidity risk, market risk and operational risk.

#### D) Credit Risk

Credit Risk arises from the risk of loss that may occur from the default of Company's customers under loan agreements. Customer defaults and inadequate collateral may lead to higher NPAs.

The Company addresses credit risk through following major processes:

- Standardize the process of identifying new risks and designing appropriate controls for these risks
- Minimize losses due to defaults or untimely payments by borrowers
- Maintain an appropriate credit administration and loan review system
- Establish metrics for portfolio appraisal and monitoring
- Design appropriate credit risk mitigation techniques

#### A) Impairment Assessment

The Company is primarily engaged in the business of providing gold and SME loans. The tenure of the loans ranges from 3 months to 60 months.

The Company's impairment assessment and measurement approach is set out in this note. It should be read in conjunction with the Summary of significant accounting policies.

#### Definition of default and cure

The Company considers a financial instrument defaulted and therefore Stage 3 (credit-impaired) for ECL calculations in all cases when the borrower becomes 90 days past due on its contractual payments.

As a part of a qualitative assessment of whether a customer is in default, the Company also considers a variety of instances that may indicate unlikeliness to pay. When such events occur, the Company carefully considers whether the event should result in treating the customer as defaulted and therefore assessed as Stage 3 for ECL calculations or whether Stage 2 is appropriate.

It is the Company's policy to consider a financial instrument as 'cured' and therefore re-classified out of Stage 3 when none of the default criteria have been present for at least three consecutive months. The decision whether to classify an asset as Stage 2 or Stage 1 once cured depends on the updated credit grade, at the time of the cure, and whether this indicates there has been a significant increase in credit risk compared to initial recognition.

Company's internal credit rating grades and staging criteria for loans are as follows:

Rating	Loans Days past due (DPD)	Stages
High grade	Not yet due	Stage I
Standard grade	1-30 DPD	Stage I
Sub-standard grade	30-60 DPD	Stage II
Past due but not impaired	60-89 DPD	Stage II
Individually impaired	90 DPD or More	Stage III

### Exposure at Default (EAD)

The outstanding balance as at the reporting date is considered as EAD by the company.

### Probability of default (PD)

The Probability of Default is an estimate of the likelihood of default over a given time horizon. To calculate the ECL for a Stage 1 loan, the Company assesses the possible default events within 12 months for the calculation of the 12mECL. For Stage 2 and Stage 3 financial assets, the exposure at default is considered for events over the lifetime of the instruments. The Company uses historical information where available to determine PD. Considering the different products, schemes, ticket size, loan to value and geographies, the Company has bifurcated its loan portfolio into various pools. PD is calculated using Incremental NPA approach considering fresh slippage using historical information.

### Loss Given Default (LGD)

The Loss Given Default is an estimate of the loss arising in the case where a default occurs at a given time. It is based on the difference between the contractual cash flows due and those that the Company expects to receive. LGD Rates for Gold Loans have been computed internally based on the discounted recoveries in NPA accounts that are closed/ written off/ repossessed and upgraded during the year. For other loans, LGD rates have been arrived at guided by the Foundational Internal Ratings Based approach (FIRB) norms.

When estimating ECLs on a collective basis for a group of similar assets, the Company applies the same principles for assessing whether there has been a significant increase in credit risk since initial recognition.

### Significant Increase in credit risk

The internal rating model evaluates the loans on an ongoing basis. The rating model also assesses if there has been a significant increase in credit risk since the previously assigned risk grade. One key factor that indicates significant increase in credit risk is when contractual payments are more than 30 days past due.

## II) Liquidity risk

### Asset Liability Management (ALM)

Liquidity risk refers to the risk that the Company may not meet its financial obligations. Liquidity risk arises due to the unavailability of adequate funds at an appropriate cost or tenure. The objective of liquidity risk management, is to maintain sufficient liquidity and ensure that funds are available for use as per requirements. The Company consistently generates sufficient cash flows from operating and financial activities to meet its financial obligations as and when they fall due. Our resource mobilisation team sources funds from multiple sources, including from banks, financial institutions, capital & retail markets to maintain a healthy mix of sources. The resource mobilisation team is responsible for diversifying fund raising sources, managing interest rate risks and maintaining a strong relationship with banks, financial institutions, mutual funds, insurance companies, other domestic and foreign financial institutions and rating agencies to ensure the liquidity risk is well addressed.

The table below shows the maturity pattern of the assets and liabilities:

### Maturity pattern of assets and liabilities as on 31st March 2022:

Particulars	Up to 1 month	1 to 2 months	2 to 3 months	3 to 6 months	6 months to 1 year	1 to 3 years	3 to 5 years	Over 5 years	Total
Cash and cash equivalents	2,28,837.43	2,405.67	1,080.48	-	3,657.00	-	-	-	2,35,980.59
Bank Balance other than (a) above	6,769.42	-	-	3,051.13	1,268.58	-	-	-	11,089.14
Receivables	2,630.50	-	-	-	-	-	-	-	2,630.50
Loans	3,04,798.95	79,406.84	97,001.38	5,72,922.41	6,16,234.92	2,805.44	199.48	28,151.47	17,01,520.88
Investments	2,111.56	-	-	-	-	1,511.72	-	1,60,335.78	1,63,959.06
Other Financial assets	2,537.22	302.79	130.89	399.82	868.31	4,339.28	481.18	3,990.39	13,049.87
<b>Total</b>	<b>5,47,685.08</b>	<b>82,115.29</b>	<b>98,212.75</b>	<b>5,76,373.36</b>	<b>6,22,028.82</b>	<b>8,656.43</b>	<b>680.66</b>	<b>1,92,477.64</b>	<b>21,28,230.04</b>
Payables	4,782.30	-	-	-	-	-	-	-	4,782.30
Debt Securities	19,906.66	12,441.67	14,930.00	21,332.73	74,411.11	1,79,134.38	44,745.81	12,476.68	3,79,379.03
Borrowings (other than Debt Securities)	48,093.11	28,674.09	36,758.57	1,36,876.14	6,80,513.38	2,12,248.92	10,402.81	-	11,53,567.02
Subordinated Liabilities	2,673.70	2,746.57	2,088.25	8,396.96	27,591.58	74,996.73	40,621.54	79,411.31	2,38,526.64
Other Financial liabilities	6,149.11	2,010.39	1,820.61	5,765.66	21,739.18	31,179.65	5,991.94	1,596.82	76,253.36
<b>Total</b>	<b>81,604.90</b>	<b>45,872.71</b>	<b>55,597.42</b>	<b>1,72,371.50</b>	<b>8,04,255.24</b>	<b>4,97,559.68</b>	<b>1,01,762.09</b>	<b>93,484.81</b>	<b>18,52,508.35</b>

**Maturity pattern of assets and liabilities as on 31st March 2021:**

Particulars	Up to 1 month	1 to 2 months	2 to 3 months	3 to 6 months	6 months to 1 year	1 to 3 years	3 to 5 years	Over 5 years	Total
Cash and cash equivalents	39,593.31	37.68	1,286.20	-	-	-	-	-	40,917.19
Bank Balance other than (a) above	13,713.50	-	-	258.58	2,354.02	-	-	-	16,326.10
Receivables	1,819.94	-	-	-	-	-	-	-	1,819.94
Loans	5,40,998.80	2,04,642.57	2,41,958.80	6,82,489.84	1,46,159.59	8,460.61	1,648.78	18,939.15	18,45,298.14
Investments	2,657.96	-	-	-	300.00	1,106.90	1,000.00	1,56,738.73	1,61,803.59
Other Financial assets	2,046.66	68.50	96.86	768.63	8,008.48	6,869.13	294.78	1,106.53	19,259.56
<b>Total</b>	<b>6,00,830.17</b>	<b>2,04,748.75</b>	<b>2,43,341.86</b>	<b>6,83,517.05</b>	<b>1,56,822.09</b>	<b>16,436.64</b>	<b>2,943.56</b>	<b>1,76,784.41</b>	<b>20,85,424.53</b>
Payables	1,770.85	-	-	-	-	-	-	-	1,770.85
Debt Securities	-	-	12,397.44	-	1,81,083.38	2,04,064.95	39,040.69	-	4,36,586.45
Borrowings (other than Debt Securities)	9,826.30	11,871.09	2,09,788.28	1,46,537.11	5,44,008.66	1,70,229.80	6,575.60	-	10,98,836.85
Subordinated Liabilities	3,242.44	4,515.61	5,101.30	15,839.18	28,203.06	92,426.39	41,860.83	58,323.27	2,49,512.07
Other Financial liabilities	5,713.87	1,294.82	2,344.19	5,178.17	8,292.34	18,428.00	5,804.81	3,535.46	50,591.66
<b>Total</b>	<b>20,553.45</b>	<b>17,681.52</b>	<b>2,29,631.21</b>	<b>1,67,554.46</b>	<b>7,61,587.43</b>	<b>4,85,149.14</b>	<b>93,281.94</b>	<b>61,858.72</b>	<b>18,37,297.88</b>

**III) Market risk**

Market Risk is the risk that the fair value or the future cash flows of a financial instrument will fluctuate because of changes in market factor. Such changes in the values of financial instruments may result from changes in the interest rates and other market changes. The Company is exposed to two types of market risk as follows:

**Interest rate risk**

Interest rate risk is the risk that the future cash flows of a financial instrument will fluctuate because of changes in market interest rates. The Company is subject to interest rate risk, principally because we lend to clients at fixed interest rates and for periods that may differ from our funding sources, while our borrowings are at both fixed and variable interest rates for different periods. We assess and manage our interest rate risk by managing our assets and liabilities. Our Asset Liability Management Committee evaluates asset liability management, and ensures that all significant mismatches, if any, are being managed appropriately.

The following table demonstrates the sensitivity to a reasonably possible change in the interest rates on the portion of borrowings affected. With all other variables held constant, the profit before taxes affected through the impact on floating rate borrowings is as follows:

Particulars	March 31, 2022	March 31, 2021
<b>On Borrowings</b>		
1% increase	(17,782.04)	(15,497.65)
1% decrease	17,782.04	15,497.65

**Price risk**

Equity price risk is the risk that the fair value of equities decreases as the result of changes in level of equity indices and individual stocks. The trading and non-trading equity price risk exposure arises from equity securities classified at FVOCI'. A 10% increase/(decrease) in the equity price (traded and non-traded) would have the impact as follows:

Particulars	Increase/(Decrease) in percentage	Sensitivity of profit or loss	Sensitivity of Other Comprehensive Income
As at 31st March 2022	10/(10)	166.81 / (166.81)	16,130.37 / (16,130.37)
As at 31st March 2021	10/(10)	210.69 / (210.69)	15,840.72 / (15,840.72)

**Prepayment risk**

Prepayment risk is the risk that the Company will incur a financial loss because its customers and counterparties repay or request repayment earlier or later than expected.

**Operational and business risk**

Operational risk is the risk of loss arising from systems failure, human error, fraud or external events. When controls fail to operate effectively, operational risks can cause damage to reputation, have legal or regulatory implications, or lead to financial loss. The Company cannot expect to eliminate all operational risks, but it endeavours to manage these risks through a control framework and by monitoring and responding to potential risks. Controls include effective segregation of duties, access, authorisation and reconciliation procedures, staff education and assessment processes, such as the use of internal audit.

## MUTHOOT FINCORP LIMITED

Standalone Notes to financial statements for the year ended 31st March 2022

(Rupees in lakhs, except for share data and unless otherwise stated)

### 44 Impact of Covid-19

The after effects of the COVID-19 pandemic and resultant restrictions have continued to have its impact on economic activity during the year ended March 31, 2022. However, this has not resulted in a significant impact on the operations / financial position of the Company, though there has been an expected level of stress in collections and higher gold auctions during the year. With reduced probability of restrictions even in times of Covid spikes thereby allowing continuity of general economic momentum, the future performances and collections are expected to improve.

In the opinion of the management, the impairment loss allowance as stated in Note 8 is considered adequate to cover any future uncertainties on account of the above.

### 45 Disclosure pursuant to RBI Notification - RBI/2019-20/170 DOR (NBFC).CC.PD.No.109/22.10.106/2019-20 Dated 13 March 2020 - A comparison between provisions required under Income recognition, asset classification and provisioning (IRACP) and impairment allowances as per Ind AS 109 'Financial instruments'

As at March 31, 2022

Asset classification as per RBI Norms	Asset classification as per Ind AS 109	Gross carrying amount as per Ind AS	Loss allowance (Provisions) as required under Ind AS 109	Net carrying amount	Provision required as per IRACP norms*	Difference between Ind AS 109 provision and IRACP norms
(1)	(2)	(3)	(4)	(5) = (3) - (4)	(6)	(7) = (4) - (6)
<b>(a) Performing Assets</b>						
Standard	Stage 1	15,65,191.55	7,187.86	15,58,003.69	6,262.73	925.13
	Stage 2	1,17,162.63	835.83	1,16,326.81	468.65	367.17
<b>Subtotal - Performing Assets</b>		<b>16,82,354.18</b>	<b>8,023.69</b>	<b>16,74,330.49</b>	<b>6,731.38</b>	<b>1,292.31</b>
<b>(b) Non-Performing Assets (NPA)</b>						
(i) Substandard	Stage 3	21,789.26	3,339.05	18,450.21	2,172.38	1,166.67
(ii) Doubtful up to:						
1 year	Stage 3	8,119.30	4,902.87	3,216.42	1,623.86	3,279.01
1 to 3 year	Stage 3	4,045.13	2,592.46	1,452.67	1,213.54	1,378.92
More than 3 years	Stage 3	9,916.16	5,845.08	4,071.08	4,958.08	887.00
Subtotal (ii)		<b>22,080.59</b>	<b>13,340.41</b>	<b>8,740.18</b>	<b>7,795.48</b>	<b>5,544.93</b>
(iii) Loss	Stage 3	6,089.45	6,089.45	-	6,089.45	-
<b>Subtotal - NPA</b>		<b>49,959.29</b>	<b>22,768.90</b>	<b>27,190.39</b>	<b>16,057.30</b>	<b>6,711.60</b>
<b>Total</b>						
<b>Total</b>	<b>Stage 1</b>	15,65,191.55	7,187.86	15,58,003.69	6,262.73	925.13
	<b>Stage 2</b>	1,17,162.63	835.83	1,16,326.81	468.65	367.17
	<b>Stage 3</b>	49,959.29	22,768.90	27,190.39	16,057.30	6,711.60
	<b>Total</b>	<b>17,32,313.47</b>	<b>30,792.59</b>	<b>17,01,520.88</b>	<b>22,788.68</b>	<b>8,003.90</b>

\*Computed on the value as per the IRACP norms.

As at March 31, 2021

Asset classification as per RBI Norms	Asset classification as per Ind AS 109	Gross carrying amount as per Ind AS	Loss allowance (Provisions) as required under Ind AS 109	Net carrying amount	Provision required as per IRACP norms*	Difference between Ind AS 109 provision and IRACP norms
(1)	(2)	(3)	(4)	(5) = (3) - (4)	(6)	(7) = (4) - (6)
<b>(a) Performing Assets</b>						
Standard	Stage 1	16,37,207.99	5,921.03	16,31,286.96	6,678.91	(757.87)
	Stage 2	1,95,771.56	697.92	1,95,073.63	783.13	(85.20)
<b>Subtotal - Performing Assets</b>		<b>18,32,979.54</b>	<b>6,618.96</b>	<b>18,26,360.59</b>	<b>7,462.03</b>	<b>(843.08)</b>
<b>(b) Non-Performing Assets (NPA)</b>						
(i) Substandard	Stage 3	16,190.94	2,144.68	14,046.26	1,619.09	525.59
(ii) Doubtful up to:						
1 year	Stage 3	3,737.03	3,442.10	294.93	747.41	2,694.69
1 to 3 year	Stage 3	9,275.94	5,680.94	3,595.00	2,782.78	2,898.16
More than 3 years	Stage 3	2,992.29	1,990.92	1,001.36	1,499.25	491.67
Subtotal (ii)		<b>16,005.26</b>	<b>11,113.96</b>	<b>4,891.30</b>	<b>5,029.44</b>	<b>6,084.52</b>
(iii) Loss	Stage 3	3,762.25	3,762.25	-	3,649.37	112.88
<b>Subtotal - NPA</b>		<b>35,958.45</b>	<b>17,020.89</b>	<b>18,937.56</b>	<b>10,297.90</b>	<b>6,722.99</b>
<b>Total</b>						
<b>Total</b>	<b>Stage 1</b>	16,37,207.99	5,921.03	16,31,286.96	6,678.91	(757.87)
	<b>Stage 2</b>	1,95,771.56	697.92	1,95,073.63	783.13	(85.20)
	<b>Stage 3</b>	35,958.45	17,020.89	18,937.56	10,297.90	6,722.99
	<b>Total</b>	<b>18,68,937.99</b>	<b>23,639.85</b>	<b>18,45,298.14</b>	<b>17,759.94</b>	<b>5,879.91</b>

\*Computed on the value as per the IRACP norms.

**Disclosures as per RBI notification no. DOR.No.BP.BC.63/21.04.048/2019-20 dated 17th April 2020 - COVID19 Regulatory Package - Asset Classification and Provisioning:**

The details of loans, where moratorium benefit was extended are as under:

Particulars	2021-22	2020-21
(i) Amount due in respect of overdue contracts where moratorium benefit was extended	-	17,701.00
(ii) Amount due on contracts where asset classification benefits was extended	378.88	515.00
(iii) Provision as per IRACP norms against (ii) cumulatively above up to June 2020	37.89	4,884.06
(iv) Provisions adjusted during the respective accounting periods against slippages and the residual provisions	134.62	(4,884.06)

#### 46 Additional Disclosures as Required by the Reserve Bank of India

##### (i) Frauds

During the year there have been certain instances of fraud on the Company by officers and employees where gold loan related misappropriations / cash embezzlements / burglaries have occurred for amounts aggregating an amount of INR 614.08 (March 31, 2021 - INR 687.65) of which the Company has recovered INR 61.94 (March 31, 2021 - INR 314.37). The Company has taken insurance cover for such losses and has filed insurance claims in this regard. Further, the Company is in the process of recovering these amounts from the employees and taking legal actions, where applicable. The value of frauds and burglaries (net of recovery), has been fully provided for.

In addition to the above, there was a Burglary attempt during the year on the Asansol Murgasol branch of the Company. The net weight of the gold decamped with was 11.64 kg and the total number of packets was 707. The Principal value of loan disbursed on security of the above packets was INR 355. Cash of INR 9.21 was also stolen. The Company had filed an insurance claim with its insurers under the bankers' blanket indemnity policy and the claim was approved in the month of March, 2022.

(ii) The Company extends loans to its customers against security of gold not exceeding 75% of the value of gold. Value of gold for this purpose is taken from the rates published by the Association of Gold Loan Companies (AGLOC). AGLOC publishes the value of gold based on the immediately preceding 30 days average price of 22 Carrot Gold published by Bombay Bullion Association. The Company holds 54.03 tonnes of Gold as at March 31, 2022 (March 31, 2021 - 59.40 tonnes). The loan amount provided against security of gold works out to 65.79% of the value of gold as on 31st March 2022 (As at 31st March 2021 - 68.83%).

(iii) The Company's Percentage of Gold Loan to Total Assets is 73.17% as at 31st March 2022 (As at 31st March 2021 - 80.83%).

(iv) In accordance with the relevant circulars issued by the Reserve Bank of India with respect to Micro, Small and Medium Enterprises (MSME) sector – Restructuring of Advances, the Company has restructured certain eligible MSME accounts.

No. of accounts restructured	Amount
1014	1,730.79

(v) The Company has neither transferred nor acquired any loans not in default / stressed loans to / from other entities during the year ended March 31, 2022.

<This section has been intentionally left blank>

**MUTHOOT FINCORP LIMITED**

Standalone Notes to financial statements for the year ended 31st March 2022

(Rupees in lakhs, except for share data and unless otherwise stated)

**Note 46 contd.**

(v) Disclosures required as per Reserve Bank of India Circular No RBI/2019-20/88/DOR.NBFC (PD) CC. No. 102/03.10.001/2019-20 dated November 04, 2019

**(i) Funding concentration based on significant counterparty (both deposits and borrowings):**

Particulars	No. of significant counterparties	Amount	% of Total Deposits	% of Total Liabilities*
As at March 31, 2022	16	10,84,415.84	N.A.	55.74%
As at March 31, 2021	14	11,93,864.18		62.38%

\* Total Liabilities excludes Equity and Other Equity

**(ii) Top 20 large deposits:**

The Company does not accept Deposits

**(iii) Top 10 borrowings:**

Particulars	Amount	% of Total Borrowings
As at March 31, 2022	9,29,928.46	52.49%
As at March 31, 2021	10,63,717.18	59.59%

**(iv) Funding concentration based on significant instrument / product:**

Particulars	As at March 31, 2022		As at March 31, 2021	
	Amount	% of Total Liabilities*	Amount	% of Total Liabilities*
Working Capital Demand Loan	7,28,350.96	37.44%	7,15,184.37	37.37%
Working Capital (Term) Loan	4,25,216.06	21.86%	3,83,652.47	20.05%
Secured NCD	3,79,379.03	19.50%	4,36,586.45	22.81%
Subordinated Debt	2,00,107.40	10.29%	2,23,380.53	11.67%
Perpetual Debt Instrument	38,419.24	1.97%	26,131.54	1.37%
<b>Total</b>	<b>17,71,472.68</b>	<b>91.06%</b>	<b>17,84,935.37</b>	<b>93.26%</b>

\* Total Liabilities excludes Equity and Other Equity

**(v) Stock Ratios:****(i) Commercial papers as a % of total public funds, total liabilities and total assets:**

Particulars	As at March 31, 2022	As at March 31, 2021
Total Public Funds	-	-
Total Liabilities	-	-
Total Assets	-	-



(ii) Non-convertible debentures (original maturity of less than one year) as a % of total public funds, total liabilities and total assets:

Particulars	As at March 31,	As at March 31,
	2022	2021
Total Public Funds	8.07%	10.84%
Total Liabilities	7.35%	10.11%
Total Assets	6.24%	8.45%

a) Public Funds include Debt Securities, Borrowings (other than debt securities) and Subordinated Liabilities

b) Total Liabilities excludes Equity and Other Equity

(iii) Other short-term liabilities, if any as a % of total public funds, total liabilities and total assets:

Particulars	As at March 31,	As at March 31,
	2022	2021
Total Public Funds	57.95%	56.80%
Total Liabilities	52.77%	52.97%
Total Assets	44.82%	45.38%

a) Other Short Term Liabilities include all liabilities maturing within 12 months (excluding Commercial Paper & Non-Convertible Debentures)

(iv) Institutional set-up for liquidity risk management

The Asset - Liability Committee (ALCO) constituted by the Board is responsible for ensuring proper liquidity risk management and adherence to the limits set by the regulator and the Board as well as for deciding the business strategies of the company in line with the company's budget and decided risk management objectives. The ALCO consists of the Managing Director as Chairman of the Committee and includes the Executive Director & CFO, Chief Risk Officer, Senior Vice President – Finance, Vice-President - Resource Planning and Head-Internal Audit & Quality Assurance.

The ALM Support Groups are responsible for analysing, monitoring and reporting the risk profiles to the ALCO. The company also prepares forecasts / simulations showing the effects of various possible changes in market conditions on the Company's position and recommends action needed to adhere to limits prescribed by the regulator as well as Company's internal limits with regard to liquidity risks. The ALCO meets once every month or as and when required and reviews the position of liquidity and other market risks. Breaches or critical issues are put up to the risk management committee of the Board.

(vi) Liquidity Coverage Ratio Disclosure

Particulars	As at March 31, 2022		As at December 31, 2021	
	Total Unweighted Value	Total Weighted Value	Total Unweighted Value	Total Weighted Value
<b>High Quality Liquid Assets</b>				
Total High Quality Liquid Assets (HQLA)	1,13,887.26	1,13,887.26	1,87,969.51	1,87,969.51
<b>Cash Outflows</b>				
Deposits (for deposit taking companies)	-	-	-	-
Unsecured wholesale funding	2,660.14	3,059.16	8,264.01	9,503.61
Secured wholesale funding	33,896.65	38,981.15	44,701.33	51,406.53
Additional requirements, of which:				
Outflows related to derivative exposures and other collateral requirements	-	-	-	-
Outflows related to loss of funding on debt products	-	-	-	-
Credit and liquidity facilities	91,227.68	1,04,911.84	1,02,833.33	1,18,258.33
Other contractual funding obligations	12,522.51	14,400.89	14,900.03	17,135.04
Other contingent funding obligations	-	-	-	-
<b>TOTAL CASH OUTFLOWS</b>	<b>1,40,307.00</b>	<b>1,61,353.04</b>	<b>1,70,698.71</b>	<b>1,96,303.51</b>

Particulars	As at March 31, 2022		As at December 31, 2021	
	Total Unweighted Value	Total Weighted Value	Total Unweighted Value	Total Weighted Value
<b>Cash Inflows</b>				
Secured lending	84,884.33	63,663.25	83,591.67	62,693.75
Inflows from fully performing exposures	3,04,409.60	2,28,307.20	3,62,031.75	2,71,523.81
Other cash inflows	50,908.37	38,181.27	32,698.34	24,523.76
<b>TOTAL CASH INFLOWS</b>	<b>4,40,202.30</b>	<b>3,30,151.72</b>	<b>4,78,321.76</b>	<b>3,58,741.32</b>
<b>TOTAL HQLA</b>		<b>1,13,887.26</b>		<b>1,87,969.51</b>
<b>TOTAL NET CASH OUTFLOWS (Weighted value of Total Cash Outflows - Minimum of (Weighted value of Total Cash Inflows, 75% of Weighted value of Total Cash Outflows))</b>		<b>40,338.26</b>		<b>49,075.88</b>
<b>LIQUIDITY COVERAGE RATIO (%)</b>		<b>282.33%</b>		<b>383.02%</b>

Particulars	As at September 30, 2021		As at June 30, 2021	
	Total Unweighted Value	Total Weighted Value	Total Unweighted Value	Total Weighted Value
<b>High Quality Liquid Assets</b>				
Total High Quality Liquid Assets (HQLA)	1,79,087.52	1,79,087.52	40,761.15	40,761.15
<b>Cash Outflows</b>				
Deposits (for deposit taking companies)	-	-	-	-
Unsecured wholesale funding	5,416.19	6,228.62	7,766.94	8,931.98
Secured wholesale funding	23,840.56	27,416.64	17,034.33	19,589.48
Additional requirements, of which:				
<i>Outflows related to derivative exposures and other collateral requirements</i>	-	-	-	-
<i>Outflows related to loss of funding on debt products</i>	-	-	-	-
<i>Credit and liquidity facilities</i>	58,344.92	67,096.66	13,333.33	15,333.33
Other contractual funding obligations	9,727.21	11,186.29	16,270.65	18,711.25
Other contingent funding obligations	-	-	-	-
<b>TOTAL CASH OUTFLOWS</b>	<b>97,328.87</b>	<b>1,11,928.20</b>	<b>54,405.26</b>	<b>62,566.05</b>
<b>Cash Inflows</b>				
Secured lending	73,013.67	54,760.25	56,443.00	42,332.25
Inflows from fully performing exposures	4,19,457.94	3,14,593.46	5,24,643.42	3,93,482.57
Other cash inflows	19,284.31	14,463.23	4,307.35	3,230.51
<b>TOTAL CASH INFLOWS</b>	<b>5,11,755.91</b>	<b>3,83,816.94</b>	<b>5,85,393.77</b>	<b>4,39,045.33</b>
<b>TOTAL HQLA</b>		<b>1,79,087.52</b>		<b>40,761.15</b>
<b>TOTAL NET CASH OUTFLOWS (Weighted value of Total Cash Outflows - Minimum of (Weighted value of Total Cash Inflows, 75% of Weighted value of Total Cash Outflows))</b>		<b>27,982.05</b>		<b>15,641.51</b>
<b>LIQUIDITY COVERAGE RATIO (%)</b>		<b>640.01%</b>		<b>260.60%</b>

a) High Quality Liquid Assets consists of cash on hand and balances with banks in current accounts

b) Weighted Value is calculated at 115% of unweighted outflows and 75% of unweighted inflows

## MUTHOOT FINCORP LIMITED

Standalone Notes to financial statements for the year ended 31st March 2022

(Rupees in lakhs, except for share data and unless otherwise stated)

### 47 Disclosures under the Listing Agreement for Debt Securities

#### (i) Debenture Trustees:

##### Trustees for Public Issue

SBICAP Trustee Company Limited  
Mistry Bhavan, 4th Floor, 122  
Dinshaw Vachha Road,  
Churchgate, Mumbai - 400020  
Tel : 022-4302 5555  
Fax : 022-22040465  
Email : corporate@sbicaptrustee.com

##### Trustees for Perpetual Debt Instrument

Vistra ITCL (India) Limited (formerly IL&FS Trust Company Limited)  
The IL&FS Financial Centre,  
Plot C- 22, G Block,  
Bandra Kurla Complex,  
Bandra(E), Mumbai 400051  
Tel +91 22 2659 3535  
Fax +91 22 26533297  
Email: mumbai@vistra.com

##### Trustees for Listed Private Placement & Public Issue

Catalyst Trusteeship Limited  
GDA House, Plot No 85, Bhusari Colony (Right),  
Paud Road, Pune – 411 038, Maharashtra  
Office: +91 20 2528 0081  
Fax: +91 20 2528 0275  
Email: dt@ctltrustee.com

##### Trustees for Public Issue & Private Placement

Vardhman Trusteeship Private Limited  
The Capital, 412 A. 4th Floor,  
A-Wing, Bandra Kurla Complex  
Bandra (East), Mumbai 400 051, Maharashtra  
Tel: +91 22 4264 8335  
E-mail: corporate@vardhmantrustee.com

#### (ii) Security:

1. Privately Placed Secured Debentures are secured by subservient charge on all current assets of the Company, both present and future.
2. Covered Bond issued by the Company in the nature of secured, redeemable, listed non-convertible debentures on a private placement basis is secured by way of first ranking pari passu charge by way of mortgage over, certain immovable property of the Company and is covered by receivables against a pool of gold loans originated by the Company amounting to a minimum cover of 1.10 / 1.15 / 1.20 times the value of the aggregate principal amount outstanding on the Debentures including accrued Coupon thereon, Default Interest accrued thereon. (as more specifically disclosed in Note 17).
3. Debentures issued by way of public issue are secured by exclusive mortgage and first charge over certain immovable property of the Company and subservient charge with existing secured creditors, on certain loan receivables (both present and future) of the Company, to be held on pari passu basis among the present and / or future NCD holder (as more specifically disclosed in Note 17).
4. Listed Debentures privately placed under Targeted Long-Term Repo Operations (TLTRO) is secured by first pari-passu charge on the present and future current assets of the Company along with other lenders and NCD investors with a minimum asset coverage ratio of 1.10 times of the value of the outstanding principal amounts of the Debentures. (as more specifically disclosed in Note 17).

**(iii) Utilisation of Funds raised by way of Public Issue of Debt Securities:**

The Company has utilised the Net Proceeds raised by way of allotment of Public Issue of Debt Securities and other Listed Debt Securities, in accordance with the Objects of such issue of debt securities. As at March 31, 2022, no portion of such allotted proceeds remain unutilized.

**(iv)Others:**

<b>Particulars</b>	<b>At 31st March 2022</b>	<b>At 31st March 2021</b>
Loans & advances in the nature of loans to subsidiaries	Nil	Nil
Loans & advances in the nature of loans to associates	Nil	Nil
Loans & advances in the nature of loans where there is-		
(i) no repayment schedule or repayment beyond seven years	Nil	Nil
(ii) no interest or interest below section 186 of the Companies Act	Nil	Nil
Loans & advances in the nature of loans to other firms/companies in which directors are interested	-	293.71

48 There are no amounts due and outstanding to be credited to the Investor Education and Protection Fund established under Section 125 of the Companies Act, 2013.

49 The Board of Directors of the Company at its meeting held on March 23, 2022 has accepted the resignation of Mr. Mathai T.D., Company Secretary and Compliance Officer of the Company with effect from March 31, 2022. The Company has identified a suitable person for being appointed as the Company Secretary, who is expected to assume office with effect from June 02, 2022.

**50 Sustainability Initiatives to support the Environment**

The Company has 19 Wind Turbine Generators installed in Tamil Nadu having a combined power generation capacity of 23.225 Megawatt. During the year ended March 31, 2022, the said windmills generated 311.17 lakhs units of electrical energy (343.94 lakh units during the year ended March 31, 2021).

51 Previous year's figures have been regrouped/rearranged, wherever necessary to conform to current year's classifications / disclosure.

<This section has been intentionally left blank>

**MUTHOOT FINCORP LIMITED**

Standalone Notes to financial statements for the year ended 31st March 2022

(Rupees in lakhs, except for share data and unless otherwise stated)

**52. Details disclosed under the Non-Banking Financial Company – Systemically Important Non-Deposit taking Company and Deposit taking Company (Reserve Bank) Directions, 2016**

Sr. no.	Particulars	Amount outstanding	Amount overdue
1	<b>LIABILITY SIDE</b>		
	<b>Loans and advances availed by the NBFCs inclusive of interest accrued thereon but not paid</b>		
	a. Debentures		
	Secured	4,04,762.18	246.27
	Unsecured	-	-
	b. Deferred credits	-	-
	c. Term loans	4,25,282.88	-
	d. Inter-corporate loans and borrowings	-	-
	e. Commercial paper	-	-
	f. Public Deposits	-	-
	g. Other loans:		
	Working capital loans from banks	7,28,506.76	-
	Finance Lease Obligation	-	-
	Pass Through Certificate	-	-
Loan against Deposits	-	-	
Loan from directors	-	-	
Perpetual Debt Instruments	38,419.24	-	
Subordinated Debts	2,28,903.25	3,122.56	

Sr. no.	Particulars	Amount outstanding
2	<b>ASSET SIDE</b>	
	<b>Break-up of Loans and advances including bills receivables (Other than those included in (4) below)</b>	
	a. Secured	16,99,919.57
	b. Un-Secured	1,601.31
3	<b>Break-up of Leased Assets and stock on hire and other assets counting towards AFC activities</b>	
	(i) Lease assets including lease rentals under sundry debtors:	
	(a) Financial Lease	-
	(b) Operating Lease	-
	(ii) Stock on hire including hire charges under sundry debtors	
	(a) Assets on hire	-
	(b) Repossessed Assets	-
	(iii) Other loans counting towards AFC activities	
(a) Loans where assets have been repossessed	-	
(b) Loans other than (a) above	-	

Sr. no.	Particulars	Amount outstanding
4	<b>Break-up of Investments</b>	
	<b>Current Investments</b>	
	1. Quoted:	
	i. Shares	
	(a) Equity	1,646.32
	(b) Preference	-
	ii. Debentures and Bonds	-
	iii. Units of Mutual Funds	-
	iv. Government Securities	-
	v. Others	465.24
	2. Un-Quoted:	
	i. Shares	
	(a) Equity	-
	(b) Preference	-
	ii. Debentures and Bonds	-
	iii. Units of Mutual Funds	-
	iv. Government Securities	-
	v. Others	-
	<b>Long Term Investments</b>	
	1. Quoted:	
	i. Shares	
	(a) Equity	-
	(b) Preference	-
ii. Debentures and Bonds	-	
iii. Units of Mutual Funds	-	
iv. Government Securities	-	
v. Others	-	
2. Un-Quoted:		
i. Shares		
(a) Equity	1,57,993.98	
(b) Preference	1,197.53	
ii. Debentures and Bonds	987.91	
iii. Units of Mutual Funds	-	
iv. Government Securities	-	
v. Others	1,668.09	

5 **Borrower group wise classification of assets financed as in (2) & (3) above**

Category	Amount net of provisions		
	Secured	Unsecured	Total
1.Related Parties			
a. Subsidiaries	-	-	-
b. Companies in the same group	-	-	-
c. Other related parties	19,961.55	-	19,961.55
2.Other than related Parties	16,79,958.02	1,601.31	16,81,559.34
<b>Total</b>	<b>16,99,919.57</b>	<b>1,601.31</b>	<b>17,01,520.88</b>

**6 Investor group-wise classification of all investments (Current and Long term) in shares and securities (both quoted and unquoted);**

Category	Market value/Breakup or Fair value or NAV	Book Value (Net of Provisions)
1.Related Parties		
a. Subsidiaries	1,57,771.74	1,57,771.74
b. Companies in the same group	24.14	24.14
c. Other related parties	198.10	198.10
2.Other than related Parties	7,172.52	5,965.08
<b>Total</b>	<b>1,65,166.50</b>	<b>1,63,959.06</b>

**7 Other Information**

Particulars	Amount
(i) Gross Non-Performing Assets	
(a) Related Parties	-
(b) Other than related parties	49,959.29
(ii) Net Non-Performing Assets	
(a) Related Parties	-
(b) Other than related parties	27,190.39
(iii) Assets Acquired in satisfaction of debt	-

**Additional Disclosure requirements as per Master Direction DNBR. PD. 008/03.10.119/2016-17, September 01, 2016**

**1 Capital Adequacy Ratio**

Particulars	As at 31st March 2022	As at 31st March 2021
CRAR (%)	19.42%	16.85%
CRAR – Tier I Capital (%)	14.73%	12.09%
CRAR – Tier II Capital (%)	4.69%	4.76%
Amount of subordinated debt raised as Tier-II capital (eligible amount, restricted to 50% of Tier-I capital)	75,948.24	88,843.99
Amount raised by issue of Perpetual Debt Instruments	39,900.00	26,400.00

The percentage of Tier I PDI to the Tier I Capital of the Company as at 31st March 2022 is 13.49% (31st March 2021 - 10.77%). PDI in excess of 15% of the previous year Tier I Capital has been considered under Tier II Capital.

**2 Investments**

Particulars	As at 31st March 2022	As at 31st March 2021
<b>Value of Investments</b>		
(i) Gross Value of Investments		
(a) In India	1,65,166.50	1,63,011.03
(b) Outside India	-	-
(ii) Provisions for Depreciation		
(a) In India	(1,207.44)	(1,207.44)
(b) Outside India	-	-
(iii) Net Value of Investments		
(a) In India	1,63,959.06	1,61,803.59
(b) Outside India	-	-

Particulars	As at 31st March 2022	As at 31st March 2021
<b>Movement of provisions held towards depreciation of investments</b>		
(i) Opening Balance	(1,207.44)	(1,207.44)
(ii) Add: Provisions made during the year	-	-
(iii) Less: Write off/write back of excess provisions during the year	-	-
(iv) Closing balance	(1,207.44)	(1,207.44)

### 3 Derivatives

The Company did not have any Derivative transaction during the year.

### 4 Securitisation

#### Details of Securitisation undertaken by the Company

Particulars	As at 31st March 2022	As at 31st March 2021
(i) Number of accounts	-	35,166
(ii) Aggregate value (net of provisions) of accounts sold	-	9,996.74
(iii) Aggregate consideration	-	9,996.74
(iv) Additional consideration realized in respect of accounts transferred in earlier years	-	-
(v) Aggregate gain / loss over net book value	-	-

#### Details of Direct Assignment of Cash Flow transactions undertaken by the Company

Particulars	As at 31st March 2022	As at 31st March 2021
(i) Number of accounts	-	5,13,386
(ii) Aggregate value (net of provisions) of accounts sold	-	2,13,992.78
(iii) Aggregate consideration	-	2,13,992.78
(iv) Additional consideration realized in respect of accounts transferred in earlier years	-	-
(v) Aggregate gain / loss over net book value	-	14,552.26

### 5 Asset Liability Management Maturity pattern of certain items of Assets & Liabilities

Description	Up to 1 month	>1 to 2 month	>2 to 3 months	>3 to 6 months	6months to 1 yr	>1 to 3 yrs	>3 to 5 yrs	>5 yrs	Total
Advances	3,04,798.95	79,406.84	97,001.38	5,72,922.41	6,16,234.92	2,805.44	199.48	28,151.47	17,01,520.88
Investments	2,111.56	-	-	-	-	1,511.72	-	1,60,335.78	1,63,959.06
Borrowings	70,673.48	43,862.32	53,776.81	1,66,605.83	7,82,516.06	4,66,380.03	95,770.15	91,887.99	17,71,472.68
Foreign Currency assets	-	-	-	-	-	-	-	-	-
Foreign Currency liabilities	-	-	-	-	-	-	-	-	-



6 Exposures

**Exposure to Real Estate Sector**

Category	As at 31st March 2022	As at 31st March 2021
<b>a. Direct Exposure</b>		
<b>i. Residential Mortgages</b>		
Lending fully secured by mortgages on residential property that is or will be occupied by the borrower or that is rented.	6,790.06	6,837.25
<b>ii. Commercial Real Estates</b>		
Lending secured by mortgages on commercial real estate (office buildings, retail space, multipurpose commercial premises, multi-family residential buildings, multi-tenanted commercial premises, industrial or warehouse space, hotels, land acquisition, development and construction etc.) Exposure would also include non- fund based (NFB) limits.	-	-
<b>iii. Investments in Mortgage Backed Securities (MBS) and other securitized exposures</b>		
a. Residential	-	-
b. Commercial Real Estate	-	-
<b>b. Indirect exposure</b>		
(i) Fund based and non-fund based exposures on National Housing Bank (NHB) and Housing Finance Companies (HFCs)	16,986.37	16,986.37
(ii) Others	56,236.71	59,236.71
<b>Total Exposure to Real Estate Sector</b>	<b>80,013.14</b>	<b>83,060.33</b>

**Exposure to Capital Market**

Category	As at 31st March 2022	As at 31st March 2021
(i) direct investment in equity shares, convertible bonds, convertible debentures and units of equity-oriented mutual funds the corpus of which is not exclusively invested in corporate debt;	1,646.32	1,038.94
(ii) advances against shares / bonds / debentures or other securities or on clean basis to individuals for investment in shares (including IPOs / ESOPs), convertible bonds, convertible debentures, and units of equity-oriented mutual funds;	-	-
(iii) advances for any other purposes where shares or convertible bonds or convertible debentures or units of equity oriented mutual funds are taken as primary security ;	-	-

Category	As at 31st March 2022	As at 31st March 2021
(iv) advances for any other purposes to the extent secured by the collateral security of shares or convertible bonds or convertible debentures or units of equity oriented mutual funds i.e. where the primary security other than shares / convertible bonds / convertible debentures / units of equity oriented mutual funds 'does not fully cover the advances;	-	-
(v) secured and unsecured advances to stockbrokers and guarantees issued on behalf of stockbrokers and market makers;	-	-
(vi) loans sanctioned to corporates against the security of shares / bonds / debentures or other securities or on clean basis for meeting promoter's contribution to the equity of new companies in anticipation of raising resources;	-	-
(vii) bridge loans to companies against expected equity flows / issues;	-	-
(viii) all exposures to Venture Capital Funds (both registered and unregistered)	-	-
<b>Total Exposure to Capital Market</b>	<b>1,646.32</b>	<b>1,038.94</b>

## 7 Miscellaneous

### Registration obtained from other financial sector regulators

The company has not obtained registrations from any other financial sector regulators during the year.

### Disclosure of Penalties imposed by RBI and other regulators

No penalty was imposed on the Company during the year.

### Policy on dealing with Related Party Transactions

The Related Party transactions are entered into complying with the relevant provisions of the Companies Act, 2013.

### Ratings assigned by credit rating agencies and migration of ratings during the year

The Company's Long Term Credit Rating by CRISIL has remain unchanged at CRISIL A+/Stable in FY2020-21 as compared to FY2021-22. The Long Term Credit Rating by Brickwork stood at BWR A+(outlook stable) for FY2021-22. The latest debt-wise Rating of the Company are as below:

Type	Rating (2021-22)	Rating (2020-21)	Date of Rating
Short Term Rating	CRISIL A1+	CRISIL A1+	28/02/2022
	BWR A1+	BWR A1+	15/03/2022
Long Term Rating	CRISIL A+/Stable	CRISIL A+/Stable	02/03/2022
Long Term Rating	BWR A+ (outlook stable)	BWR A+ (outlook stable)	15/03/2022
Perpetual Debt Instruments	CRISIL A-/Stable	CRISIL A-/Stable	15/03/2022
	BWR A/Stable	BWR A/Stable	15/03/2022
Subordinate Debt	CRISIL A+/Stable	Withdrawn on redemption	15/03/2022
	BWR A+/Stable		15/03/2022
Non-Convertible Debentures (NCD)	CRISIL A+/Stable	CRISIL A+/Stable	15/03/2022
	BWR A+/Stable	BWR A+/Stable	15/03/2022
Covered Bond	CRISIL AA+ (CE)/Stable	CRISIL AA+ (CE)/Stable	08/06/2020

**Remuneration of Directors – Non-Executive Director**

The Company has paid INR 500.00 to Mr. Thomas George Muthoot, Non-Executive Director of the Company during the year. Remuneration (other than Sitting Fee) has not been paid to any of the other Non-Executive Directors.

**Draw down from Reserves**

There are no drawdown reserves from statutory reserves during the year.

**8 Provisions and Contingencies**

Particulars	As at 31st March 2022	As at 31st March 2021
<b>Break-up of Provision and contingencies in statement of profit and loss</b>		
Provision towards NPA	5,748.11	(670.40)
Provisions for depreciation on Investment	-	-
Provision made towards current tax	13,719.62	13,504.00
Provision for Gratuity & Leave Encashment	733.03	670.61
Provision for Standard Assets	1,404.62	2,099.40

**9 Additional Disclosures****Concentration of Advances**

Particulars	As at 31st March 2022	As at 31st March 2021
Total Advances of twenty largest borrowers	34,046.06	34,421.55
Percentage of Advances of twenty largest borrowers to Total Advances of the NBFC	1.97%	1.84%

**Concentration of Exposures**

Particulars	As at 31st March 2022	As at 31st March 2021
Total Exposure of twenty largest borrowers / customers	34,123.19	34,487.80
Percentage of Exposure of twenty largest borrowers / customers to Total Exposure of the NBFC on borrowers / customers	1.97%	1.85%

**Concentration of NPA's**

Particulars	As at 31st March 2022	As at 31st March 2021
Total Exposure to top four NPA accounts	9,413.05	9,365.31

**Sector-wise NPA's**

Particulars	As at 31st March 2022	As at 31st March 2021
1. Agriculture & allied activities	21,758.28	9,526.78
2. MSME	13,146.36	10,163.16
3. Corporate borrowers	13,747.04	14,428.83
4. Services	-	-
5. Unsecured personal loans	1,307.60	1,839.67
6. Auto loans	-	-
7. Other personal loans	-	-

**Movement of NPA's**

Particulars	As at 31st March 2022	As at 31st March 2021
(i) Net NPAs to Net Advances (%)	1.59%	1.01%
(ii) Movement of NPAs (Gross)		
Opening balance	35,958.45	26,260.47
Additions during the year	5,12,465.17	1,29,838.69
Reductions during the year	4,98,464.33	1,20,140.72
Closing balance	49,959.29	35,958.45

Particulars	As at 31st March 2022	As at 31st March 2021
(iii) Movement of Net NPAs		
Opening balance	18,937.66	8,569.29
Additions during the year	2,78,909.65	68,380.08
Reductions during the year	2,70,656.92	58,011.71
Closing balance	27,190.39	18,937.66
(iv) Movement of provisions for NPAs (excluding provisions on standard assets)		
Opening balance	17,020.78	17,691.18
Additions during the year	2,33,555.52	61,458.62
Write-off / write-back of excess provisions	2,27,807.41	62,129.01
Closing balance	22,768.90	17,020.78

**Off-Balance Sheet SPV's sponsored**

Name of the SPV Sponsored	
Domestic	Overseas
Nil	Nil

**Disclosure of Customer Complaints**

Particulars	Number
Number of complaints pending at the beginning of the year	57
Number of complaints received during the year	9250
Number of complaints redressed during the year	9268
Number of complaints pending at the end of the year	39

# RANGAMANI & CO.,

CHARTERED ACCOUNTANTS

E-mail : [info@rangamani.com](mailto:info@rangamani.com)

Phone: 0484-4034486

1<sup>st</sup> Floor, Aptech Building,

Pentacoast Mission lane,

Ambelipadam Road, Vytilla

Kochi – 682 019

## INDEPENDENT AUDITORS' REPORT

TO THE MEMBERS OF MUTHOOT FINCORP LIMITED

### Report on the Audit of the Standalone Ind AS Financial Statements

#### Opinion

We have audited the accompanying Standalone Ind AS Financial Statements of **Muthoot FinCorp Limited, Muthoot Centre, Punnen Road, Trivandrum - 695039** (herein after referred to as "the Company"), which comprise the Balance Sheet as at 31 March 2021, the Statement of Profit and Loss (including Other Comprehensive Income), the Statement of Changes in Equity and the Statement of Cash Flows for the year then ended, including the notes to the Ind AS Financial Statements, a summary of significant accounting policies and other explanatory information ("Ind AS Financial Statements").

In our opinion and to the best of our information and according to the explanations given to us, the aforesaid Ind AS Financial Statements give the information required by the Companies Act, 2013 ('the Act') in the manner so required and give a true and fair view in conformity with the accounting principles generally accepted in India, of the state of affairs of the Company as at March 31, 2021, and its profit including other comprehensive income, changes in equity and cash flows for the year ended on that date.

#### Basis for Opinion

We conducted our audit in accordance with the Standards on Auditing (SAs) specified under section 143(10) of the Companies Act, 2013. Our responsibilities under those Standards are further described in the Auditor's Responsibilities for the Audit of the Financial Statements section of our report. We are independent of the Company in accordance with the Code of Ethics issued by the Institute of Chartered Accountants of India together with the ethical requirements that are relevant to our audit of the financial statements under the provisions of the Companies Act, 2013 and the Rules thereunder, and we have fulfilled our other ethical responsibilities in accordance with these requirements and the Code of Ethics. We believe that the audit evidence we have obtained is sufficient and appropriate to provide a basis for our opinion.

#### Emphasis of Matter

We draw attention to Note 44 to the standalone Ind AS financial statements, relating to the impact of Covid-19 Pandemic. Our opinion is not modified in respect of this matter.

## Key Audit Matters

Key audit matters are those matters that, in our professional judgement, were of most significance in our audit of the Ind AS Financial Statements.

These matters were addressed in the context of our audit, and in forming our opinion thereon, and we do not provide a separate opinion on these matters. For each matter below, our description of how our audit addressed the matter is provided in that context.

We have determined the matters described below to be the key audit matters to be communicated in our report.

Key audit matters	How our audit addressed the key audit matter
<p><b>a) Computation of provision towards impairment of loan assets (Refer Note 8 of the accompanying financial statements)</b></p> <p>As at 31 March 2021, the Company had reported total Impairment loss allowance of Rs. 23,639.85 lakhs (31 March 2020 – Rs. 22,210.84 lakhs).</p> <p>A significant degree of judgement is required to determine the timing and amount of Impairment loss allowance to be recognized with respect to loans assets. Based on our risk assessment, the following are the significant judgements and estimates, that impact Impairment loss allowance:</p> <ul style="list-style-type: none"><li>Completeness and timing of recognition of default, in accordance with the prudential norms on Income Recognition, Asset Classification and Provisioning pertaining to Loan assets;</li><li>Measurement of provision is dependent on the probability of default (PD) and loss given default (LGD) of each category of loan asset. Identification of PD and LGD involves significant judgements and estimates related to forward looking information.</li></ul> <p><b>Additional considerations on account of COVID-19</b></p> <p>Pursuant to the Reserve Bank of India circulars allowing lending institutions to offer moratorium to borrowers, the Company has extended moratorium to its</p>	<p>The audit procedures performed, among others, included:</p> <ul style="list-style-type: none"><li>Considering the Company's policies &amp; processes for NPA identification and provisioning and assessing compliance with the RBI norms.</li><li>Understanding, evaluating and testing the design and effectiveness of key controls around identification of impaired accounts.</li><li>Performing other procedures including substantive audit procedures covering the identification of NPAs such as:<ul style="list-style-type: none"><li>Reading account statements and related information of the borrowers on sample basis.</li><li>Performing inquiries with credit and risk departments to ascertain if there were indicators of stress or an occurrence of an event of default in a particular loan account or any product category which needed to be considered as NPA.</li><li>Holding discussions with the management on sectors where there is perceived credit risk and the steps taken to mitigate the risks to identified sectors.</li></ul></li></ul> <p>Tested on sample basis the calculation performed by the management for impairment loss allowance &amp; the realizable value of assets provided as security against loans classified as non-performing for computing the Impairment Loss Allowance.</p> <p>Verifying if the Impairment Loss Allowance computed as per ECL norms</p>

<p>borrowers in accordance with its Board approved policy.</p> <p>In Management's view and considering the guidance provided by the Institute of Chartered Accountants of India; providing moratorium to borrowers, based on RBI directives, by itself is not considered to result in a significant increase in credit risk with respect to such borrowers.</p> <p>In view of the high degree of Management's judgment involved in estimation of ECL, amidst the COVID-19 pandemic, it is a key audit matter.</p>	<p>satisfy the minimum provision requirement as per RBI regulations.</p> <p>Read and assessed the Company's policy with respect to moratorium pursuant to the RBI circular and tested the implementation of such policy on a sample basis.</p> <p>As a result of the above audit procedures no material differences were noted.</p>
<p><b>(b) IT Systems and Controls</b></p> <p>The Company's key financial accounting and reporting processes are highly dependent on the automated controls in information systems. We have considered this as Key Audit Matter as any control lapses, incorrect input data and wrong extraction of data may result in the financial accounting and reporting records being misstated.</p> <p>We have focused on user access management, change management, segregation of duties, system reconciliation controls and system application controls over key financial accounting and reporting systems.</p>	<p>We tested a sample of key controls operating over the information technology in relation to financial accounting and reporting systems, including system access and system change management, program development and computer operations.</p> <p>We tested the design and operating effectiveness of key controls over user access management which includes granting access right, new user creation, removal of user rights and preventative controls designed to enforce segregation of duties.</p> <p>Based on our review no weakness was found in the IT Systems and Controls.</p>

**Information other than the Financial Statements and Auditor's Report thereon**

The Company's Board of Directors is responsible for the other information. The other information comprises the information included in the Annual Report, but does not include the financial statements and our auditor's report thereon. The Annual Report is expected to be made available to us after the date of this auditor's report.

Our opinion on the financial statements does not cover the other information and we will not express any form of assurance conclusion thereon.

In connection with our audit of the financial statements, our responsibility is to read the other information identified above when it becomes available and, in doing so, consider whether the other information is materially inconsistent with the financial statements or our knowledge obtained in the audit or otherwise appears to be materially misstated.

When we read the Annual Report, if we conclude that there is a material misstatement therein, we are required to communicate the matter to those charged with governance.

## **Responsibilities of Management and Those Charged with Governance for the Ind AS Financial Statements**

The Company's Board of Directors is responsible for the matters stated in section 134(5) of the Companies Act, 2013 with respect to the preparation of these Ind AS Financial Statements that give a true and fair view of the financial position, financial performance, changes in equity and cash flows of the Company in accordance with the accounting principles generally accepted in India, including the Accounting Standards specified under section 133 of the Act. This responsibility also includes maintenance of adequate accounting records in accordance with the provisions of the Act for safeguarding of the assets of the Company and for preventing and detecting frauds and other irregularities; selection and application of appropriate accounting policies; making judgments and estimates that are reasonable and prudent; and design, implementation and maintenance of adequate internal financial controls, that were operating effectively for ensuring the accuracy and completeness of the accounting records, relevant to the preparation and presentation of the financial statements that give a true and fair view and are free from material misstatement, whether due to fraud or error.

In preparing the financial statements, the Board of Directors is responsible for assessing the Company's ability to continue as a going concern, disclosing, as applicable, matters related to going concern and using the going concern basis of accounting unless the Board of Directors either intends to liquidate the Company or to cease operations, or has no realistic alternative but to do so.

The Board of Directors are also responsible for overseeing the company's financial reporting process.

## **Auditor's Responsibilities for the Audit of the Financial Statements**

Our objectives are to obtain reasonable assurance about whether the financial statements as a whole are free from material misstatement, whether due to fraud or error, and to issue an auditor's report that includes our opinion. Reasonable assurance is a high level of assurance, but is not a guarantee that an audit conducted in accordance with SAs will always detect a material misstatement when it exists. Misstatements can arise from fraud or error and are considered material if, individually or in the aggregate, they could reasonably be expected to influence the economic decisions of users taken on the basis of these financial statements.

As part of an audit in accordance with SAs, we exercise professional judgment and maintain professional skepticism throughout the audit. We also:

- Identify and assess the risks of material misstatement of the financial statements, whether due to fraud or error, design and perform audit procedures responsive to those risks, and obtain audit evidence that is sufficient and appropriate to provide a basis for our opinion. The risk of not detecting a material misstatement resulting from fraud is higher than for one resulting from error, as fraud may involve collusion, forgery, intentional omissions, misrepresentations, or the override of internal control.
- Obtain an understanding of internal control relevant to the audit in order to design audit procedures that are appropriate in the circumstances. Under section 143(3)(i) of the Companies Act, 2013, we are also responsible for expressing our opinion on whether the company has adequate internal financial controls system in place and the operating effectiveness of such controls.



- Evaluate the appropriateness of accounting policies used and the reasonableness of accounting estimates and related disclosures made by management.
- Conclude on the appropriateness of management's use of the going concern basis of accounting and, based on the audit evidence obtained, whether a material uncertainty exists related to events or conditions that may cast significant doubt on the Company's ability to continue as a going concern. If we conclude that a material uncertainty exists, we are required to draw attention in our auditor's report to the related disclosures in the financial statements or, if such disclosures are inadequate, to modify our opinion. Our conclusions are based on the audit evidence obtained up to the date of our auditor's report. However, future events or conditions may cause the Company to cease to continue as a going concern.
- Evaluate the overall presentation, structure and content of the financial statements, including the disclosures, and whether the Ind AS financial statements represent the underlying transactions and events in a manner that achieves fair presentation.

Materiality is the magnitude of misstatements in the financial statements that, individually or in aggregate, makes it probable that the economic decisions of a reasonably knowledgeable user of the financial statements may be influenced. We consider quantitative materiality and qualitative factors in planning the scope of our audit work and in evaluating the results of our work; and to evaluate the effect of any identified misstatements in the financial statements.

We communicate with those charged with governance regarding, among other matters, the planned scope and timing of the audit and significant audit findings, including any significant deficiencies in internal control that we identify during our audit.

We also provide those charged with governance with a statement that we have complied with relevant ethical requirements regarding independence, and to communicate with them all relationships and other matters that may reasonably be thought to bear on our independence, and where applicable, related safeguards.

### **Report on other legal and regulatory requirements**

1. As required by the Companies (Auditor's Report) Order, 2016 ("the Order"), issued by the Central Government of India in terms of sub-section (11) of section 143 of the Companies Act, 2013, we give in "Annexure A", a statement on the matters specified in paragraphs 3 and 4 of the Order, to the extent applicable.

2. As required by Section 143(3) of the Act, we report that:

(a) We have sought and obtained all the information and explanations which to the best of our knowledge and belief were necessary for the purposes of our audit.

(b) In our opinion, proper books of account as required by law have been kept by the Company so far as it appears from our examination of those books.

(c) The Balance Sheet, the Statement of Profit and Loss (including Other Comprehensive Income), the Statement of Changes in Equity and the Cash Flow Statement dealt with by this Report are in agreement with the books of account.

(d) In our opinion, the aforesaid Ind AS Financial Statements comply with the Accounting Standards specified under Section 133 of the Act, read with relevant rules issued thereunder.

(e) On the basis of the written representations received from the directors as on 31st March, 2021 taken on record by the Board of Directors, none of the directors is disqualified as on 31st March, 2021 from being appointed as a director in terms of Section 164(2) of the Act.

(f) With respect to the adequacy of the internal financial controls over financial reporting of the Company and the operating effectiveness of such controls, refer to our separate Report in "Annexure B".

(g) With respect to the other matters to be included in the Auditor's Report in accordance with Rule 11 of the Companies (Audit and Auditors) Rules, 2014, in our opinion and to the best of our information and according to the explanations given to us:

- i. The Company has disclosed the impact of pending litigations on its financial position in its financial statements – Refer Note 38 to the financial statements;
- ii. The Company did not have any foreseeable losses on long-term contracts including derivative contracts, if any, in respect of which any provision is required to be made under the applicable law and Accounting Standards
- iii. There has been no delay in transferring amounts, required to be transferred, to the Investor Education and Protection Fund by the Company.

**For Rangamani & Co.,**  
Chartered Accountants,  
Firm Regn. No. – 003050 S



**CA. Jane P Thomas**  
Partner

Membership No.: 236744  
**UDIN: 21236744AAAABC5184**

Place: Kochi  
Date: 23<sup>rd</sup> June, 2021

## Annexure A to Independent Auditors' Report

**Referred to in paragraph 1 under 'Report on other legal and regulatory requirements' in the Independent Auditors' Report of even date to the members of Muthoot FinCorp Limited on the Ind AS Financial Statements as of and for the year ended 31<sup>st</sup> March 2021**

(i)(a) The Company has maintained proper records showing full particulars, including quantitative details and situation of property, plant and equipment.

(b) As informed to us, not all the fixed assets have been physically verified by the management during the year, but there is a regular program of verification, which in our opinion, is reasonable having regard to the size of the company and the nature of its assets. We have been informed that there have been no material discrepancies during such verification.

(c) In our opinion and according to the information and explanations given to us, the title deeds of immovable property included in Property, Plant & Equipment and in Investment Property, are held in the name of the Company.

(ii) The Company does not have any Inventory. Hence, the provisions of clause 3(ii) of the Order are not applicable to the Company.

(iii) According to the information and explanations given to us, the Company has granted the following loans to parties listed in the Register maintained under Section 189 of the Companies Act, 2013:

(Rs. In lakhs)

Name of the party	Nature of Loan	Balance as on 31.03.2021
Muthoot Motors, Cochin	Unsecured Loan	290.00
Thomas John Muthoot	Secured Loan	7,000.00
Thomas George Muthoot	Secured Loan	7,000.00
Thomas Muthoot	Secured Loan	5,900.00

(a) In our opinion, the terms & conditions of the grant of such loan are, prima facie, not prejudicial to the interests of the Company.

(b) The above mentioned loans are repayable only at the end of the loan tenure and as such there is no repayment schedule. The interest repayment is regular.

(c) There is no amount overdue for more than ninety days with respect to these loans.

(iv) In our opinion, in respect of loans, investments, guarantees, and security, the Company has complied with the provisions of Section 185 & 186 of the Companies Act, 2013.

(v) In our opinion and according to the information and explanation given to us, the Company has not accepted any deposits from the public within the meaning of sections 73 to 76 of the Act and the Rules framed there under to the extent notified.

(vi) The Central Government has not prescribed maintenance of cost records under sub-section (1) of section 148 of the Companies Act, 2013 and hence the provisions of this section are not applicable to the Company for the year under review.

(vii) (a) According to the information and explanations given to us and the records of the Company examined by us, in our opinion, the Company is generally regular in depositing the undisputed statutory dues, including provident fund, employees' state insurance, income tax, goods & services tax and other material statutory dues, as applicable, with the appropriate authorities, though there have been slight delays in a few cases. According to the information and explanations given to us, no undisputed amounts payable in respect of the above were in arrears as at March 31, 2021 for a period of more than six months from the date on which they became payable.

(b) According to the information and explanations given to us and the records of the Company examined by us, the particulars of statutory dues as at 31<sup>st</sup> March, 2021 which have not been deposited on account of a dispute, are as follows:

(Rs. In lakhs)

Name of the statute	Nature of dues	Amount	Period to which the amount relates	Forum where the dispute is pending
Service Tax	Tax on Income from Foreign Inward Remittances	17.17	01/02/2006 to 30/09/2007	CESTAT, Bangalore
Service Tax	Tax on receipts relating to assignment of receivables	1,451.58	01/04/2007 to 31/03/2012	CESTAT, Bangalore
Service Tax	Tax on notional consideration against support services rendered to group concerns	2,132.11	01/04/2008 to 31/03/2012	CESTAT, Bangalore
Service Tax	Tax on Income from Foreign Inward Remittances	347.27	01/04/2014 to 30/06/2017	Commissioner of GST and Central Excise (Appeals), Cochin
Service Tax	Service Tax demand on taxability of assignment of receivables	1,158.01	01/04/2014 to 30/06/2017	CESTAT, Bangalore
Income Tax	Demand Payable under S.143(3) - net of Refund adjustments	1,463.50	AY 2010-11	CIT (Appeals) - III / Kochi
Income Tax	Demand Payable under S.143(3) - net of Refund adjustments	741.70	AY 2013-14	CIT (Appeals) - III / Kochi
Income Tax	Non-Deduction of Tax at Source	3,860.65	AY 2015-16	CIT (Appeals) - III / Kochi

Income Tax	Demand Payable under S.143(1)	261.50	AY 2018-19	Deputy Commissioner of Income Tax, CPC
Income Tax	Demand Payable under S.143(1)	6.69	AY 2019-20	Assistant Director of Income Tax, CPC
Value Added Tax	Purchase Tax	1,432.69	AY 2013-14	Assistant Commissioner III, Special Circle, Thiruvananthapuram

(viii) According to the records of the Company examined by us, and the information and explanations given to us, the Company has not defaulted in repayment of dues to any financial institution or bank or debenture holders as at the Balance Sheet date.

There are unpaid amounts of debentures amounting to Rs. 2,953.63 lakhs outstanding as on March 31, 2021, which could not be paid as proper claims were not received from the debenture holders, as confirmed by the management.

(ix) Based on the information and explanations given to us, the Company has applied moneys raised by way of public offer of debt instruments and term loans for the purposes for which they were raised.

(x) During the course of our examination of the books and records of the Company, carried out in accordance with the generally accepted auditing practices in India, and according to the information and explanations given to us, instances of loans granted against theft gold, spurious gold and misappropriation of cash committed by personnel of the Company during the year were noticed aggregating to Rs. 373.28 lakhs (net of recovery), which has been fully provided for in the accounts.

(xi) In our opinion, the managerial remuneration paid or provided, is in accordance with the provisions of Section 197 to the Act.

(xii) The Company, not being a Nidhi Company does not attract the provisions of Clause 3 (xii) of the Order.

(xiii) In our opinion and according to the information and explanation given to us, all transactions with related parties have been made in compliance with Sections 177 and 188 of the Companies Act, 2013, where applicable, and the details have been disclosed in the Financial Statements as required by the applicable accounting standards.

(xiv) Based upon the information and explanation given to us by the management, the Company has not made any preferential allotment or private placement of shares or fully or partly convertible debentures during the year.

(xv) In our opinion and according to the information and explanations given to us, the Company has not entered into any non-cash transactions with the directors or persons connected with them.



(xvi) The Company, being a Non-Banking Financial Company is required to be registered and has obtained the Certificate of Registration as provided under Section 45-IA of the Reserve Bank of India Act, 1934.

**For Rangamani & Co.,**  
Chartered Accountants,  
Firm Regn. No. - 003050 S



**CA. Jane P Thomas**  
Partner

Membership No.: 236744

**UDIN: 21236744AAAABC5184**

Place: Kochi  
Date: 23<sup>rd</sup> June, 2021

## **Annexure B to Independent Auditors' Report**

**Referred to in paragraph 2(f) under 'Report on other legal and regulatory requirements' of the Independent Auditors' Report of even date to the members of Muthoot FinCorp Limited on the Ind AS Financial Statements as of and for the year ended 31 March 2021**

**Report on the Internal Financial Controls under Clause (i) of Sub-section 3 of Section 143 of the Companies Act, 2013 ("the Act"):**

### **Opinion**

We have audited the internal financial controls over financial reporting of Muthoot FinCorp Limited ("the Company") as of March 31, 2021 in conjunction with our audit of the Ind AS Financial Statements of the Company for the year ended on that date.

In our opinion, the Company has, in all material respects, an adequate internal financial controls system over financial reporting and such internal financial controls over financial reporting were operating effectively as at March 31, 2021, based on the internal control over financial reporting criteria established by the Company considering the essential components of internal control stated in the Guidance Note on Audit of Internal Financial Controls Over Financial Reporting issued by the Institute of Chartered Accountants of India.

### **Management's Responsibility for Internal Financial Controls**

The Company's management is responsible for establishing and maintaining internal financial controls based on the internal control over financial reporting criteria established by the Company considering the essential components of internal control stated in the Guidance Note on Audit of Internal Financial Controls Over Financial Reporting issued by the Institute of Chartered Accountants of India. These responsibilities include the design, implementation and maintenance of adequate internal financial controls that were operating effectively for ensuring the orderly and efficient conduct of its business, including adherence to company's policies, the safeguarding of its assets, the prevention and detection of frauds and errors, the accuracy and completeness of the accounting records, and the timely preparation of reliable financial information, as required under the Companies Act, 2013.

### **Auditors' Responsibility**

Our responsibility is to express an opinion on the Company's internal financial controls over financial reporting based on our audit. We conducted our audit in accordance with the Guidance Note on Audit of Internal Financial Controls Over Financial Reporting (the "Guidance Note") and the Standards on Auditing, both issued by the ICAI and deemed to be prescribed under section 143(10) of the Companies Act, 2013, to the extent applicable to an audit of internal financial controls. Those Standards and the Guidance Note require that we comply with ethical requirements and plan and perform the audit to obtain reasonable assurance about whether adequate internal financial controls over financial reporting was established and maintained and if such controls operated effectively in all material respects.

Our audit involves performing procedures to obtain audit evidence about the adequacy of the internal financial controls system over financial reporting and their operating effectiveness. Our audit of internal financial controls over financial reporting included obtaining an understanding of internal financial controls over financial reporting, assessing the risk that a material weakness exists, and testing and evaluating the design and operating effectiveness of internal control based on the assessed risk. The procedures selected depend on the auditor's judgement, including the assessment of the risks of material misstatement of the financial statements, whether due to fraud or error.

We believe that the audit evidence we have obtained is sufficient and appropriate to provide a basis for our audit opinion on the Company's internal financial controls system over financial reporting.

### **Meaning of Internal Financial Controls Over Financial Reporting**

A company's internal financial control over financial reporting is a process designed to provide reasonable assurance regarding the reliability of financial reporting and the preparation of financial statements for external purposes in accordance with generally accepted accounting principles. A company's internal financial control over financial reporting includes those policies and procedures that; (1) pertain to the maintenance of records that, in reasonable detail, accurately and fairly reflect the transactions and dispositions of the assets of the company; (2) provide reasonable assurance that transactions are recorded as necessary to permit preparation of financial statements in accordance with generally accepted accounting principles, and that receipts and expenditures of the company are being made only in accordance with authorisations of management and directors of the company; and (3) provide reasonable assurance regarding prevention or timely detection of unauthorised acquisition, use, or disposition of the company's assets that could have a material effect on the financial statements.

### **Inherent Limitations of Internal Financial Controls Over Financial Reporting**

Because of the inherent limitations of internal financial controls over financial reporting, including the possibility of collusion or improper management override of controls, material misstatements due to error or fraud may occur and not be detected. Also, projections of any evaluation of the internal financial controls over financial reporting to future periods are subject to the risk that the internal financial control over financial reporting may become inadequate because of changes in conditions, or that the degree of compliance with the policies or procedures may deteriorate.

**For Rangamani & Co.,**  
Chartered Accountants,  
Firm Regn. No. - 003050 S



**CA. Jane P Thomas**  
Partner

Membership No.: 236744  
**UDIN: 21236744AAAABC5184**

Place: Kochi  
Date: 23<sup>rd</sup> June, 2021



# MUTHOOT FINCORP LIMITED

Muthoot Centre, Punnen Road, Trivandrum, Kerala-695039

## STANDALONE BALANCE SHEET AS AT 31st March 2021

(INR in lakhs)

Particulars	Note	As at 31st March 2021	As at 31st March 2020
<b>ASSETS</b>			
<b>1 Financial assets</b>			
Cash and cash equivalents	5	40,917.19	30,017.28
Bank Balance other than above	6	16,326.10	984.69
Receivables			
Trade Receivables	7	1,819.94	2,918.88
Loans	8	18,45,298.14	13,91,802.06
Investments	9	1,61,803.59	1,78,170.99
Other Financial assets	10	19,259.56	15,447.47
<b>2 Non-financial Assets</b>			
Current tax assets (net)		676.03	-
Investment Property	11	30,236.55	30,236.55
Property, Plant and Equipment	12	41,313.73	45,322.31
Other Intangible assets	13	833.76	437.68
Right-of-use assets	14	43,527.94	45,001.80
Other non financial assets	15	32,015.82	29,551.15
<b>Total assets</b>		<b>22,34,028.35</b>	<b>17,69,890.86</b>
<b>LIABILITIES AND EQUITY</b>			
<b>LIABILITIES</b>			
<b>1 Financial Liabilities</b>			
Payables	16		
(I) Trade Payables			
(i) total outstanding dues of micro enterprises and small enterprises		-	-
(ii) total outstanding dues of creditors other than micro enterprises and small enterprises		-	-
(II) Other Payables			
(i) total outstanding dues of micro enterprises and small enterprises		45.85	36.16
(ii) total outstanding dues of creditors other than micro enterprises and small enterprises		1,724.99	36,843.99
Debt Securities	17	4,36,586.45	86,113.32
Borrowings (other than debt securities)	18	10,98,836.85	9,68,313.27
Lease Liability	14	47,841.90	46,447.77
Subordinated Liabilities	19	2,49,512.07	2,60,167.47
Other Financial liabilities	20	50,591.66	40,940.86
<b>2 Non-financial Liabilities</b>			
Current tax liabilities (net)		-	287.56
Provisions	21	2,823.83	2,380.89
Deferred tax liabilities (net)	34	24,720.32	29,440.60
Other non-financial liabilities	22	1,265.63	3,480.88
<b>3 Equity</b>			
Equity share capital	23	19,370.56	19,370.56
Other equity	24	3,00,708.24	2,76,067.53
<b>Total liabilities and equity</b>		<b>22,34,028.35</b>	<b>17,69,890.86</b>

See accompanying notes to the Financial Statements

1 to 4

In terms of our report of even date attached  
For Rangamani & Co.  
Chartered Accountants  
Firm Regn. No. – 003050 S

For and on behalf of the Board of Directors,

**Jane P. Thomas**  
Partner  
M.No.236744  
Place: Kochi

**Thomas John Muthoot**  
Managing Director  
DIN: 00011618  
Place: Thiruvananthapuram

**Thomas George Muthoot**  
Director  
DIN: 00011552  
Place: Kochi

**Thomas Muthoot**  
Executive Director and  
Chief Financial Officer  
DIN: 00082099  
Place: Kochi

**Mathai T.D.**  
Company Secretary  
Place: Thiruvananthapuram

Date: June 23, 2021

# MUTHOOT FINCORP LIMITED

Muthoot Centre, Punnen Road, Trivandrum, Kerala-695039

## STANDALONE STATEMENT OF PROFIT AND LOSS FOR THE YEAR ENDED 31st March 2021

(INR in lakhs)

Particulars	Notes	For the year ended 31st March 2021	For the year ended 31st March 2020
<b>(I) Revenue from operations</b>			
(i) Interest income	25	2,98,476.23	2,39,311.54
(ii) Dividend income		22.57	22.54
(iii) Rental income		526.84	518.97
(iv) Fees and commission income		7,543.16	10,062.43
(v) Net gain on derecognition of financial instruments under amortised cost category		14,552.26	19,394.52
(vi) Others	26	2,086.62	2,780.81
<b>Total Revenue from operations</b>		<b>3,23,207.67</b>	<b>2,72,090.82</b>
<b>(II) Other Income</b>		90.79	376.82
<b>(III) Total Income (I + II)</b>		<b>3,23,298.46</b>	<b>2,72,467.64</b>
<b>Expenses</b>			
(i) Finance costs	27	1,66,698.09	1,37,358.83
(ii) Impairment on financial instruments	28	5,041.91	7,959.93
(iii) Net Loss on fair value changes	29	53.91	(160.97)
(iv) Employee benefits expenses	30	48,521.07	48,862.15
(v) Depreciation, amortization and impairment	31	22,636.89	20,999.45
(vi) Other expenses	32	30,889.42	27,019.93
<b>(IV) Total Expenses</b>		<b>2,73,841.27</b>	<b>2,42,039.31</b>
<b>(V) Profit before tax (III- IV)</b>		<b>49,457.19</b>	<b>30,428.32</b>
<b>(VI) Tax Expense:</b>			
(1) Current tax		13,504.00	9,463.18
(2) Deferred tax		(1,000.55)	(942.38)
<b>(VII) Profit for the year (V-VI)</b>		<b>36,953.74</b>	<b>21,907.51</b>
<b>(VIII) Other Comprehensive Income</b>			
A (i) Items that will not be reclassified to profit or loss			
Net gain / (loss) on equity instruments measured through other comprehensive income		(15,966.40)	(8,138.27)
Remeasurement of the defined benefit liabilities		(66.36)	(69.51)
(ii) Income tax relating to items that will not be reclassified to profit or loss		3,719.73	1,920.25
<b>Subtotal (A)</b>		<b>(12,313.02)</b>	<b>(6,287.53)</b>
B (i) Items that will be reclassified to profit or loss		-	-
(ii) Income tax relating to items that will not be reclassified to profit or loss		-	-
<b>Subtotal (B)</b>		<b>-</b>	<b>-</b>
<b>Other Comprehensive Income (A+B)</b>		<b>(12,313.02)</b>	<b>(6,287.53)</b>
<b>(IX) Total Comprehensive Income for the year (VII+VIII)</b>		<b>24,640.72</b>	<b>15,619.98</b>
<b>(X) Earnings per equity share</b>	33		
Basic (INR )		19.08	11.31
Diluted (INR )		19.08	11.31

See accompanying notes to the financial statements

1 to 4

In terms of our report of even date attached  
For Rangamani & Co.  
Chartered Accountants  
Firm Regn. No. – 003050 S

For and on behalf of the Board of Directors,

**Jane P. Thomas**  
Partner  
M.No.236744  
Place: Kochi

**Thomas John Muthoot**  
Managing Director  
DIN: 00011618  
Place: Thiruvananthapuram

**Thomas George Muthoot**  
Director  
DIN: 00011552  
Place: Kochi

**Thomas Muthoot**  
Executive Director &  
Chief Financial Officer  
DIN: 00082099  
Place: Kochi

**Mathai T.D.**  
Company Secretary  
Place: Thiruvananthapuram

Date: June 23, 2021

# MUTHOOT FINCORP LIMITED

Muthoot Centre, Punnen Road, Trivandrum, Kerala-695039

## STANDALONE STATEMENT OF CASH FLOWS FOR THE YEAR ENDED 31st March 2021

(INR in lakhs)

Particulars	As at 31st March 2021	As at 31st March 2020
<b>A Cash flow from Operating activities</b>		
<b>Net Profit before taxation</b>	<b>49,457.19</b>	<b>30,428.32</b>
<i>Adjustments to reconcile profit before tax to net cash flows:</i>		
Add: Depreciation, amortisation and impairment	22,636.89	20,454.08
Add: Impairment on financial instruments	5,041.91	7,959.93
Add: Finance cost	1,66,698.09	1,37,358.83
Add: Provision for Gratuity	440.78	328.27
Add: Provision for Compensated absence	68.52	(105.21)
Add: Net (gain) / loss on fair value changes	53.91	(160.97)
Less: Income on investments	(593.00)	-
Less: Dividend income	(22.57)	(22.54)
<b>OPERATING PROFIT BEFORE WORKING CAPITAL CHANGES</b>	<b>2,43,781.71</b>	<b>1,96,240.71</b>
<b>Adjustments for:</b>		
(Increase)/Decrease in Trade receivables	1,098.94	(81.94)
(Increase)/Decrease in Bank balances other than cash and cash equivalents	(15,341.41)	4,833.46
(Increase)/Decrease in Loans	(4,58,537.99)	(2,10,085.15)
(Increase)/Decrease in Other financial asset	(4,290.64)	13,514.13
(Increase)/Decrease in Other non-financial asset	(2,464.66)	4,448.58
Increase/(Decrease) in Other financial liabilities	(191.27)	729.19
Increase/(Decrease) in Other non-financial liabilities	(2,215.26)	1,844.75
Increase/(Decrease) in Trade payables	(35,109.31)	(9,234.97)
Increase/(Decrease) in Provisions	(66.36)	(69.51)
<b>Cash generated from operations</b>	<b>(2,73,336.26)</b>	<b>2,139.24</b>
Finance cost paid	(1,52,255.92)	(1,39,383.94)
Income tax paid	(14,533.94)	(12,834.72)
<b>Net cash flows used in operating activities</b>	<b>(4,40,126.12)</b>	<b>(1,50,079.42)</b>
<b>B Cash flow from Investing activities</b>		
Purchase of property, plant and equipment and intangible assets	(3,668.14)	(2,314.18)
Proceeds from (purchase) / sale of investment funds	(39.00)	123.77
Proceeds from (purchase) / sale of equity investments	465.09	111.14
Proceeds from (purchase) / sale of debt securities	(70.00)	(320.00)
Investments in unquoted equity shares	(9.00)	-
Acquisition of shares in subsidiaries	-	(2,500.02)
Dividend income	22.57	22.54
Income on investments	593.00	-
<b>Net cash flows used in investing activities</b>	<b>(2,705.48)</b>	<b>(4,876.76)</b>
<b>C Cash flow from Financing activities</b>		
Increase / (decrease) in debt securities	3,50,473.14	62,612.47
Increase / (decrease) in borrowings (other than debt securities)	1,30,523.58	1,42,795.98
Increase / (decrease) in subordinated liabilities	(10,655.40)	(12,905.79)
Payment of lease liabilities	(16,609.79)	(16,572.01)
Dividend paid (including tax on dividend)	-	(16,346.56)
<b>Net cash flows from financing activities</b>	<b>4,53,731.52</b>	<b>1,59,584.08</b>
<b>D Net increase/(decrease) in cash and cash equivalents (A+B+C)</b>	<b>10,899.92</b>	<b>4,627.91</b>
Cash and cash equivalents at April 01, 2019 / April 01, 2018	30,017.28	25,389.37
<b>Cash and cash equivalents at March 31, 2021 / March 31, 2020 (Refer note 5)</b>	<b>40,917.19</b>	<b>30,017.28</b>

See accompanying notes to the financial statements

In terms of our report of even date attached  
For Rangamani & Co.  
Chartered Accountants  
Firm Regn. No. – 003050 S

**Jane P. Thomas**  
Partner  
M.No.236744  
Place: Kochi

Date: June 23, 2021

For and on behalf of the Board of Directors,

**Thomas John Muthoot**  
Managing Director  
DIN: 00011618  
Place: Thiruvananthapuram

**Thomas George Muthoot**  
Director  
DIN: 00011552  
Place: Kochi

**Thomas Muthoot**  
Executive Director &  
Chief Financial Officer  
DIN: 00082099  
Place: Kochi

**Mathai T.D.**  
Company Secretary  
Place: Thiruvananthapuram

**MUTHOOT FINCORP LIMITED**  
Muthoot Centre, Punnen Road, Trivandrum, Kerala-695039

**STANDALONE STATEMENT OF CHANGES IN EQUITY FOR THE YEAR ENDED 31st March 2021**

**A. Equity Share Capital**

Equity shares of INR 10/- each issued, subscribed and fully paid

*(INR in lakhs)*

Particulars	No. of shares	Amount
<b>Balance as on 1st April 2019</b>	<b>19,37,05,560.00</b>	<b>19,370.56</b>
Changes in equity share capital during the year	-	-
<b>Balance as on 31st March 2020</b>	<b>19,37,05,560.00</b>	<b>19,370.56</b>
Changes in equity share capital during the year	-	-
<b>Balance as on 31st March 2021</b>	<b>19,37,05,560.00</b>	<b>19,370.56</b>

**B. Other Equity**

*(INR in lakhs)*

Particulars	Reserves and Surplus				Other Comprehensive Income		Total Other Equity
	Securities Premium Reserve	Statutory Reserve	Debenture Redemption Reserve	Retained Earnings	Equity Instruments through Other Comprehensive income	Actuarial valuation of gratuity impact through Other Comprehensive Income	
<b>Balance as on 31st March 2019</b>	<b>38,129.85</b>	<b>37,194.43</b>	<b>976.33</b>	<b>83,853.69</b>	<b>1,00,412.85</b>	<b>258.99</b>	<b>2,60,826.15</b>
Profit for the year	-	-	-	21,907.51	-	-	21,907.51
Other Comprehensive Income (net of taxes)	-	-	-	-	(6,339.55)	52.02	(6,287.53)
Write back from Debenture Redemption Reserve	-	-	-976.33	976.33	-	-	-
Transfer to Reserves u/s. 45-IC of RBI Act, 1934	-	4,381.50	-	(4,381.50)	-	-	-
Income Tax – Prior Years	-	-	-	(1,394.72)	17,362.68	-	15,967.96
Dividend Paid	-	-	-	(13,559.39)	-	-	(13,559.39)
Dividend Tax Paid	-	-	-	(2,787.17)	-	-	(2,787.17)
<b>Balance as on 31st March 2020</b>	<b>38,129.85</b>	<b>41,575.93</b>	<b>-</b>	<b>84,614.75</b>	<b>1,11,435.99</b>	<b>311.01</b>	<b>2,76,067.53</b>
Profit for the year	-	-	-	36,953.74	-	-	36,953.74
Other Comprehensive Income (net of taxes)	-	-	-	-	(12,263.37)	(49.66)	(12,313.02)
Write back from Debenture Redemption Reserve	-	-	-	-	-	-	-
Transfer to Reserves u/s. 45-IC of RBI Act, 1934	-	7,390.75	-	(7,390.75)	-	-	-
Deferred Tax – Prior Years	-	-	-	-	-	-	-
Dividend Paid	-	-	-	-	-	-	-
Dividend Tax Paid	-	-	-	-	-	-	-
<b>Balance as on 31st March 2021</b>	<b>38,129.85</b>	<b>48,966.68</b>	<b>-</b>	<b>1,14,177.75</b>	<b>99,172.62</b>	<b>261.35</b>	<b>3,00,708.24</b>

*See accompanying notes to the Financial Statements*

In terms of our report of even date attached  
For Rangamani & Co.  
Chartered Accountants  
Firm Regn. No. – 003050 S

For and on behalf of the Board of Directors,

**Jane P. Thomas**  
Partner  
M.No.236744  
Place: Kochi

**Thomas John Muthoot**  
Managing Director  
DIN: 00011618  
Place: Thiruvananthapuram

**Thomas George Muthoot**  
Director  
DIN: 00011552  
Place: Kochi

**Thomas Muthoot**  
Executive Director and  
Chief Financial Officer  
DIN: 00082099  
Place: Kochi

**Mathai T.D.**  
Company Secretary  
Place: Thiruvananthapuram

Date: June 23, 2021

## **Muthoot FinCorp Limited**

### **Notes forming part of Financial Statements**

#### **Significant Accounting Policies**

##### **1. Corporate Information**

Muthoot FinCorp Limited, ('MFL' or 'the Company'), is a public limited company, incorporated on June 10, 1997 under the provisions of Companies Act, 1956. The company is a Non-Deposit Accepting Non-Banking Financial Company (NBFC) registered with Reserve Bank of India (RBI) and is classified as a Non Deposit Taking Systematically Important Loan Company (NDSI).

Muthoot FinCorp Limited, the flagship company of the 134 year old Muthoot Pappachan Group, provides a diverse mix of retail offerings catering to the various needs of its customers and is primarily engaged in business of Gold Loans through its branch network across India. The company also offers SME Loans, Forex Services, Money Transfer Services and Wealth Management Services to its customers in its strive to be the most trusted financial service provider. The company is engaged in real estate business to a very limited extent.

MFL is the parent company of Muthoot Microfin Limited, Muthoot Housing Finance Company Limited and Muthoot Pappachan Technologies Limited.

The Company's registered office is at Muthoot Centre, TC No.14/2074-7, Punnen Road, Thiruvananthapuram, Kerala, India.

The Registration details of the Company are as follows:

Reserve Bank of India Registration no.: N - 16.00170

Corporate Identity Number (CIN): U65929KL1997PLC011518

##### **2. Basis of preparation**

The financial statements have been prepared in accordance with Indian Accounting Standards (Ind AS) as per the Companies (Indian Accounting Standards) Rules, 2015 (as amended from time to time) and notified under section 133 of the Companies Act, 2013 (the Act) along with other relevant provisions of the Act, the Master Direction – Non-Banking Financial Company – Systemically Important Non-Deposit taking Company and Deposit taking Company (Reserve Bank) Directions, 2016 ('the NBFC Master Directions') and notification for Implementation of Indian Accounting Standard vide circular RBI/2019-20/170 DOR(NBFC).CC.PD.No.109/22.10.106/2019-20 dated 13 March 2020 ('RBI Notification for Implementation of Ind AS') issued by RBI to the extent applicable. The Company uses accrual basis of accounting except in case of significant uncertainties.

The financial statements are prepared on a going concern basis, as the Management is satisfied that the Company shall be able to continue its business for the foreseeable future and no material uncertainty exists that may cast significant doubt on the going concern assumption. The outbreak of COVID-19 has not affected the going concern assumption of the Company.

The financial statements of the Company are presented as per Schedule III (Division III) of the Companies Act, 2013 applicable to NBFCs, as notified by the Ministry of Corporate Affairs.

## **Basis of measurement**

The financial statements have been prepared on a historical cost basis, except for following assets and liabilities which have been measured at fair value:

- i) Investments in equity instruments at fair value through other comprehensive income (FVOCI) or at fair value through statement of profit or loss (FVTPL)
- ii) Investments which are held for trading
- iii) Defined benefit plans.

## **Functional and presentation currency**

The financial statements are presented in Indian Rupees (INR) which is also functional currency of the Company and the currency of the primary economic environment in which the Company operates. All values are rounded to the nearest lakhs, except when otherwise indicated.

## **3. Significant accounting policies**

### **3.1 Recognition of interest income**

Interest income is recognised by applying the Effective Interest Rate (EIR) to the gross carrying amount of financial assets other than credit-impaired assets and financial assets classified as measured at FVTPL.

The EIR in case of a financial asset is computed:

- a. As the rate that exactly discounts estimated future cash receipts through the expected life of the financial asset to the gross carrying amount of a financial asset.
- b. By considering all the contractual terms of the financial instrument in estimating the cash flows.
- c. Including all fees received between parties to the contract that are an integral part of the effective interest rate, transaction costs, and all other premiums or discounts.

Any subsequent changes in the estimation of the future cash flows is recognised in interest income with the corresponding adjustment to the carrying amount of the assets.

Interest income on credit impaired assets is recognised by applying the effective interest rate to the net amortised cost (net of provision) of the financial asset.

### **3.2 Recognition of revenue from sale of goods and services**

Revenue (other than for financial instruments) is measured at fair value of the consideration received or receivable. Ind AS 115 Revenue from contracts with customers outlines a single comprehensive model of accounting for revenue arising from contracts with customers and supersedes current revenue recognition guidance found within Ind ASs.

The Company recognises revenue from contracts with customers based on a five-step model as set out in Ind 115:

Step 1: Identify contract(s) with a customer: A contract is defined as an agreement between two or more parties that creates enforceable rights and obligations and sets out the criteria for every contract that must be met.

Step 2: Identify performance obligations in the contract: A performance obligation is a promise in a contract with a customer to transfer a good or service to the customer.

Step 3: Determine the transaction price: The transaction price is the amount of consideration to which the Company expects to be entitled in exchange for transferring promised goods or services to a customer, excluding amounts collected on behalf of third parties.

Step 4: Allocate the transaction price to the performance obligations in the contract: For a contract that has more than one performance obligation, the Company allocates the transaction price to each performance obligation in an amount that depicts the amount of consideration to which the Company expects to be entitled in exchange for satisfying each performance obligation.

Step 5: Recognise revenue when (or as) the Company satisfies a performance obligation

Revenue from contract with customer for rendering services is recognised at a point in time when performance obligation is satisfied.

### **3.2.1 Dividend income**

Dividend income is recognised when the Company's right to receive the payment is established, it is probable that the economic benefits associated with the dividend will flow to the entity and the amount of the dividend can be measured reliably.

### **3.2.2 Rental Income**

Rental income arising from operating leases is accounted for on a straight-line basis over the lease terms and is included in rental income in the statement of profit and loss, unless the increase is in line with expected general inflation, in which case lease income is recognised based on contractual terms.

### **3.2.3 Fees and commission income**

Fees and commission income such as service charges, commission from fee based business lines, service income etc. are recognised on point in time basis.

### **3.2.4 Net gain on fair value changes**

The Company designates certain financial assets for subsequent measurement at fair value through profit or loss (FVTPL) or fair value through other comprehensive income (FVOCI). The Company recognises gains on fair value change of financial assets measured at FVTPL on net basis.

### **3.2.5 Net gain on derecognition of financial instruments**

Gains arising out of direct assignment transactions comprise the difference between the interest on the loan portfolio and the applicable rate at which the direct assignment is entered into with the assignee, also known as the excess interest spread (EIS).

## **3.3 Financial instruments**

### **1.1.1. Initial recognition**

All financial assets are recognised initially at fair value plus, in the case of financial assets not recorded at fair value through profit or loss, transaction costs that are attributable to the acquisition of the financial asset.

Loans are recognised when funds are transferred to the customers' account. Investments are recognised on settlement date. The Company recognises debt securities and borrowings when funds reach the Company, post allotment if applicable.

### 1.1.2. Initial and subsequent measurement of financial instruments

The Company classifies its financial assets into the following measurement categories:

1. Debt instruments at amortised cost
2. Debt instruments at fair value through other comprehensive income (FVTOCI)
3. Debt instruments, derivatives and equity instruments at fair value through profit or loss (FVTPL)
4. Equity instruments in subsidiary companies at cost
5. Equity instruments measured at fair value through other comprehensive income FVTOCI

The classification depends on the contractual terms of the financial assets' cash flows and the Company's business model for managing financial assets which are explained below:

#### Business model assessment

The Company determines its business model at the level that best reflects how it manages groups of financial assets to achieve its business objective.

The Company's business model is not assessed on an instrument-by-instrument basis, but at a higher level of aggregated portfolios and is based on observable factors such as:

- ▶ How the performance of the business model and the financial assets held within that business model are evaluated and reported to the entity's key management personnel
- ▶ The risks that affect the performance of the business model (and the financial assets held within that business model) and the way those risks are managed
- ▶ How managers of the business are compensated (for example, whether the compensation is based on the fair value of the assets managed or on the contractual cash flows collected)
- ▶ The expected frequency, value and timing of sales are also important aspects of the Company's assessment. The business model assessment is based on reasonably expected scenarios without taking 'worst case' or 'stress case' scenarios into account. If cash flows after initial recognition are realised in a way that is different from the Company's original expectations, the Company does not change the classification of the remaining financial assets held in that business model, but incorporates such information when assessing newly originated or newly purchased financial assets going forward.

#### The SPPI test

As a second step of its classification process, the Company assesses the contractual terms of financial assets to identify whether they meet the SPPI test.

'Principal' for the purpose of this test is defined as the fair value of the financial asset at initial recognition and may change over the life of the financial asset (for example, if there are repayments of principal or amortisation of the premium/discount).

In making this assessment, the Company considers whether the contractual cash flows are consistent with a basic lending arrangement i.e. interest includes only consideration for the time value of money, credit risk, other basic lending risks and a profit margin that is consistent with a basic lending arrangement. Where the contractual terms introduce exposure to risk or volatility that are inconsistent with a basic lending arrangement, the related financial asset is classified and measured at fair value through profit or loss.



The Company classifies its financial liabilities at amortised costs unless it has designated liabilities at fair value through the profit and loss account or is required to measure liabilities at fair value through profit or loss such as derivative liabilities.

### **1.1.3. Financial assets measured at amortised cost**

A 'debt instrument' is measured at amortised cost if both the following conditions are met:

- a. The financial asset is held within a business model with the objective to hold financial assets to collect contractual cash flows and
- b. The contractual terms of the financial asset give rise on specified dates to cash flows that are solely payments of principal and interest (SPPI) on the principal amount outstanding.

After initial measurement at fair value plus directly attributable costs, these financial assets are subsequently measured at amortised cost using the effective interest rate (EIR) method. Amortised cost is calculated by considering any discount or premium on acquisition and fees or costs that are an integral part of the EIR. The EIR amortisation is included in interest income in the profit or loss. The losses arising from impairment are recognised in the Statement of Profit and Loss. Any gain or loss on derecognition is also recognised in statement of profit and loss.

### **1.1.4. Financial assets measured at fair value through other comprehensive income**

A 'debt instrument' is measured at fair value through other comprehensive income if both the following conditions are met:

- a. The financial asset is held within a business model with the objective to hold financial assets to collect contractual cash flows and selling the assets and
- b. The contractual terms of the financial asset give rise on specified dates to cash flows that are solely payments of principal and interest (SPPI) on the principal amount outstanding

Debt instruments included within the FVOCI category are measured at each reporting date at fair value with such changes being recognised in other comprehensive income (OCI). The interest income on these assets is recognised in profit or loss. Impairment losses or reversals, interest revenue and foreign exchange gains and losses are recognised in profit and loss. Upon disposal, the cumulative gain or loss previously recognised in other comprehensive income is reclassified from equity to the income statement.

### **1.1.5. Financial Instrument measured at fair value through profit or loss**

Any debt instrument, which does not meet the criteria for categorization as at amortized cost or as FVTOCI, is classified as at FVTPL. In addition, debt instruments that meet the amortised cost criteria or the FVTOCI criteria but are designated as at FVTPL are measured at FVTPL.

A financial asset that meets the amortised cost criteria or debt instruments that meet the FVOCI criteria may be designated as at FVTPL upon initial recognition, if such designation eliminates or significantly reduces a measurement or recognition inconsistency that would arise from measuring assets or liabilities or recognising the gains and losses on them on different bases.

Company's investment is classified as FVTPL, if it is acquired or incurred principally for the purpose of selling or repurchasing in the near term, or forms part of a portfolio of financial instruments that are managed together and for which there is evidence of short-term profit taking.

Financial instruments held at fair value through profit or loss, are initially recognised at fair value, with transaction costs recognised in the income statement as incurred. Subsequently, they are measured at fair value and any gains or losses are recognised in the income statement as they arise.

### 1.1.6. Equity instruments

The Company subsequently measures investment in equity investments at fair value through profit or loss, unless the Company's management has elected to classify irrevocably some of its equity investments as equity instruments at FVOCI, when such instruments meet the definition of definition of Equity under Ind AS 32 *Financial Instruments: Presentation* and are not held for trading. Such classification is determined on an instrument-by-instrument basis.

Gains and losses on these equity instruments classified at FVOCI are never recycled to profit or loss. Dividends are recognised in profit or loss as dividend income when the right of the payment has been established, except when the Company benefits from such proceeds as a recovery of part of the cost of the instrument, in which case, such gains are recorded in OCI.

### 3.3.1 Financial Liabilities

#### Initial Measurement

All financial liabilities are initially recognised at fair value. Transaction cost that are directly attributable to the acquisition or the issue of financial liability, which are not at fair value through profit or loss, are adjusted to fair value at initial recognition.

#### Subsequent Measurement

Financial liabilities are subsequently carried at amortized cost using the effective interest method.

### 3.4 Derecognition of financial assets and liabilities

#### 3.4.1 Financial Asset

A financial asset (or, where applicable, a part of a financial asset or part of a group of similar financial assets) is derecognised when the rights to receive cash flows from the financial asset have expired. The Company also derecognises the financial asset if it has both transferred the financial asset and the transfer qualifies for derecognition.

The Company has transferred the financial asset if, and only if, either:

- a) The Company has transferred its contractual rights to receive cash flows from the financial asset
- or
- b) It retains the rights to the cash flows, but has assumed an obligation to pay the received cash flows in full without material delay to a third party under a 'pass-through' arrangement

Pass-through arrangements are transactions whereby the Company retains the contractual rights to receive the cash flows of a financial asset (the 'original asset'), but assumes a contractual obligation to pay those cash flows to one or more entities (the 'eventual recipients'), when all of the following three conditions are met:

- ▶ The Company has no obligation to pay amounts to the eventual recipients unless it has collected equivalent amounts from the original asset, excluding short-term advances with the right to full recovery of the amount lent plus accrued interest at market rates

- ▶ The Company cannot sell or pledge the original asset other than as security to the eventual recipients
- ▶ The Company has to remit any cash flows it collects on behalf of the eventual recipients without material delay. In addition, the Company is not entitled to reinvest such cash flows, except for investments in cash or cash equivalents including interest earned, during the period between the collection date and the date of required remittance to the eventual recipients.

A transfer only qualifies for derecognition if either:

- ▶ The Company has transferred substantially all the risks and rewards of the asset or,
- ▶ The Company has neither transferred nor retained substantially all the risks and rewards of the asset, but has transferred control of the asset
  
- ▶ The Company considers control to be transferred if and only if, the transferee has the practical ability to sell the asset in its entirety to an unrelated third party and is able to exercise that ability unilaterally and without imposing additional restrictions on the transfer.

When the Company has neither transferred nor retained substantially all the risks and rewards and has retained control of the asset, the asset continues to be recognised only to the extent of the Company's continuing involvement, in which case, the Company also recognises an associated liability. The transferred asset and the associated liability are measured on a basis that reflects the rights and obligations that the Company has retained.

### **3.4.2 Financial Liability**

A financial liability is derecognised when the obligation under the liability is discharged, cancelled or expires. Where an existing financial liability is replaced by another from the same lender on substantially different terms, or the terms of an existing liability are substantially modified, such an exchange or modification is treated as de recognition of the original liability and the recognition of a new liability. The difference between the carrying value of the original financial liability and the consideration paid is recognised in profit or loss.

### **3.5 Offsetting**

Financial assets and financial liabilities are generally reported gross in the balance sheet. Financial assets and liabilities are offset, and the net amount is presented in the balance sheet when the Company has a legal right to offset the amounts and intends to settle on a net basis or to realise the asset and settle the liability simultaneously in all the following circumstances:

- a. The normal course of business
- b. The event of default
- c. The event of insolvency or bankruptcy of the Company and/or its counter parties.

### **3.6 Impairment of financial assets**

#### **3.6.1 Overview of the Expected Credit Loss (ECL) principles**

The Company has created provisions on all financial assets wherever required, except for financial assets classified as FVTPL, based on the expected credit loss method.

The ECL provision is based on the credit losses expected to arise over the life of the asset (the lifetime expected credit loss), unless there has been no significant increase in credit risk since origination, in which case, the allowance is based on the 12 months' expected credit loss. The 12-month ECL is the portion of Lifetime ECL that represent the ECLs that result from default events on financial assets that are possible within the 12 months after the reporting date.

The Company performs an assessment, at the end of each reporting period, of whether a financial instrument's credit risk has increased significantly since initial recognition, by considering the change in the risk of default occurring over the remaining life of the financial instrument.

Based on the above process, the Company categorises its loans into three stages as described below:

#### For non-impaired financial instruments

- Stage 1 is comprised of all non-impaired financial instruments which have not experienced a significant increase in credit risk (SICR) since initial recognition. A 12-month ECL provision is made for stage 1 financial instruments. In assessing whether credit risk has increased significantly, the Company compares the risk of a default occurring on the financial instrument as at the reporting date, with the risk of a default occurring on the financial instrument as at the date of initial recognition.
- Stage 2 is comprised of all non-impaired financial instruments which have experienced a SICR since initial recognition. The Company recognises lifetime ECL for stage 2 financial instruments. In subsequent reporting periods, if the credit risk of the financial instrument improves such that there is no longer a SICR since initial recognition, then entities recognize 12 months of ECL.

#### For impaired financial instruments:

Financial instruments are classified as stage 3 when there is objective evidence of impairment as a result of one or more loss events that have occurred after initial recognition with a negative impact on the estimated future cash flows of a loan or a portfolio of loans. The Company recognises lifetime ECL for impaired financial instruments.

### **3.6.2 The calculation of ECLs**

The mechanics of the ECL calculations are outlined below and the key elements are, as follows:

**Probability of Default (PD)** - The Probability of Default is an estimate of the likelihood of default over a given time horizon.

The Company uses historical information where available to determine PD. Considering the different products, schemes, ticket size, loan to value and geographies, the Company has bifurcated its loan portfolio into various pools. PD is calculated using Incremental NPA approach considering fresh slippage using historical information.

**Exposure at Default (EAD)** - The Exposure at Default is an estimate of the exposure at a future default date, considering expected changes in the exposure after the reporting date, including repayments of principal and interest, whether scheduled by contract or otherwise, expected drawdowns on committed facilities, and accrued interest from missed payments.

**Loss Given Default (LGD)** – The Loss Given Default is an estimate of the loss arising in the case where a default occurs at a given time. It is based on the difference between the contractual cash flows due and those that the lender would expect to receive.

#### **Forward looking information**

While estimating the expected credit losses, the Company reviews macro-economic developments occurring in the economy and market it operates in. On a periodic basis, the Company analyses if there is any relationship between key economic trends like GDP, unemployment rates, benchmark rates set by the Reserve Bank of India, inflation etc. with the estimate of PD, LGD determined

by the Company based on its internal data. While the internal estimates of PD, LGD rates by the Company may not be always reflective of such relationships, temporary overlays, if any, are embedded in the methodology to reflect such macro-economic trends reasonably.

#### **Write-offs**

Loans are written off (either partially or in full) when there is no realistic prospect of recovery. This is generally the case when it is determined that the customer does not have assets or sources of income that could generate sufficient cash flows to repay the amounts subjected to write-offs. Any subsequent recoveries against such loans are credited to the statement of profit and loss.

#### **Collateral**

To mitigate its credit risks on financial assets, the Company seeks to use collateral, where possible. The collateral comes in various forms, such as gold, securities, letters of credit/guarantees, stock, current asset etc. However, the fair value of collateral affects the calculation of ECLs. The fair value of the same is based on data provided by third party or management judgements.

#### **Impairment of Trade receivables**

The Company follows ‘simplified approach’ for recognition of impairment loss allowance on trade receivables. The Company uses a provision matrix to determine impairment loss allowance on portfolio of its trade receivables. The provision matrix is based on its historically observed default rates over the expected life of the trade receivables.

### **3.7 Determination of fair value**

The Company measures financial instruments, such as, investments at fair value at each balance sheet date.

Fair value is the price that would be received to sell an asset or paid to transfer a liability in an orderly transaction between market participants at the measurement date. The fair value measurement is based on the presumption that the transaction to sell the asset or transfer the liability takes place either:

- i. In the principal market for the asset or liability, or
- ii. In the absence of a principal market, in the most advantageous market for the asset or liability

The principal or the most advantageous market must be accessible by the Company.

The fair value of an asset or a liability is measured using the assumptions that market participants would use when pricing the asset or liability, if market participants act in their economic best interest.

A fair value measurement of a non-financial asset considers a market participant’s ability to generate economic benefits by using the asset in its highest and best use or by selling it to another market participant that would use the asset in its highest and best use.

The Company uses valuation techniques that are appropriate in the circumstances and for which enough data are available to measure fair value, maximising the use of relevant observable inputs and minimising the use of unobservable inputs.

The financial instruments are classified based on a hierarchy of valuation techniques, as summarised below:

Level 1 financial instruments – Those where the inputs used in the valuation are unadjusted quoted prices from active markets for identical assets or liabilities that the Company has access to at the measurement date. The Company considers markets as active only if there are sufficient trading activities with regards to the volume and liquidity of the identical assets or liabilities and when there are binding and exercisable price quotes available on the balance sheet date.

Level 2 financial instruments – Those where the inputs that are used for valuation and are significant, are derived from directly or indirectly observable market data available over the entire period of the instrument’s life. Such inputs include quoted prices for similar assets or liabilities in active markets, quoted prices for identical instruments in inactive markets and observable inputs

other than quoted prices such as interest rates and yield curves, implied volatilities, and credit spreads. In addition, adjustments may be required for the condition or location of the asset or the extent to which it relates to items that are comparable to the valued instrument. However, if such adjustments are based on unobservable inputs which are significant to the entire measurement, the Company will classify the instruments as Level 3.

Level 3 financial instruments – Those that include one or more unobservable input that is significant to the measurement as whole.

### **3.8 Foreign Currency translation**

Transactions in foreign currencies are initially recorded in the functional currency at the spot rate of ex-change ruling at the date of the transaction. However, for practical reasons, the Company uses an average rate if the average approximates the actual rate at the date of the transaction.

Monetary assets and liabilities denominated in foreign currencies are retranslated into the functional currency at the spot rate of exchange at the reporting date. All differences arising on non-trading activities are taken to other income/expense in the statement of profit and loss.

Non-monetary items that are measured at historical cost in a foreign currency are translated using the spot exchange rates as at the date of recognition.

### **3.9 Finance cost**

Finance costs represents Interest expense recognised by applying the Effective Interest Rate (EIR) to the gross carrying amount of financial liabilities other than financial liabilities classified as FVTPL.

Interest expense includes issue costs that are initially recognized as part of the carrying value of the financial liability and amortized over the expected life using the effective interest method. These include fees and commissions payable to advisers and other expenses such as external legal costs, provided these are incremental costs that are directly related to the issue of a financial liability. Interest accrued on lease liability recognized and measured in accordance with Ind AS 116 “Leases” also forms part of Finance cost.

### **3.10 Other income and expenses**

All Other income and expense are recognized in the period they occur.

### **3.11 Cash and cash equivalents**

Cash and cash equivalent in the balance sheet comprise cash at banks and on hand, short-term deposits with an original maturity of three months or less and forex balances, which are subject to an insignificant risk of changes in value.

For the purpose of the statement of cash flows, cash and cash equivalents consist of cash and short- term deposits, as defined above, net of outstanding bank overdrafts, if any, as they are considered an integral part of the Company’s cash management.

### **3.12 Property, plant and equipment**

Property, plant and equipment (PPE) are measured at cost less accumulated depreciation and accumulated impairment, (if any). The total cost of assets comprises its purchase price, freight, duties, taxes and any other incidental expenses directly attributable to bringing the asset to the location and condition necessary for it to be capable of operating in the manner intended by the management.

Changes in the expected useful life are accounted for by changing the amortisation period or methodology, as appropriate, and treated as changes in accounting estimates.

Subsequent expenditure related to an item of tangible asset are added to its gross value only if it increases the future benefits of the existing asset, beyond its previously assessed standards of performance and cost can be measured reliably. Other repairs and maintenance costs are expensed off as and when incurred.

### 3.12.1 Depreciation

Tangible assets are stated at historical cost less accumulated depreciation. Cost comprises the purchase price and any attributable cost of bringing the asset to its working condition for its intended use.

Depreciation is charged based on a review by the management during the year and at the rates derived based on the useful lives of the assets as specified in Schedule II of the Companies Act, 2013 on Straight Line Method.

The estimated useful lives are as follows:

Particulars	Useful life
Buildings	60 years
Computer	3 years
Furniture and Fixtures	5 to 30 years
Plant and Equipment	5 to 20 years
Vehicles	5 to 8 years
Windmill	22 years
Office equipment	15 years

The residual values, useful lives and methods of depreciation of property, plant and equipment are reviewed at each financial year end and adjusted prospectively, if appropriate.

Property plant and equipment is derecognised on disposal or when no future economic benefits are expected from its use. Any gain or loss arising on derecognition of the asset (calculated as the difference between the net disposal proceeds and the carrying amount of the asset) is recognised in the statement of profit and loss in the year the asset is derecognised. The date of disposal of an item of property, plant and equipment is the date the recipient obtains control of that item in accordance with the requirements for determining when a performance obligation is satisfied in Ind AS 115.

### 3.13 Intangible assets

The Company's intangible assets consist of computer software.

An intangible asset is recognised only when its cost can be measured reliably and it is probable that the expected future economic benefits that are attributable to it will flow to the Company.

Intangible assets acquired separately are measured on initial recognition at cost. The cost of an intangible asset comprises its purchase price and any directly attributable expenditure on making the asset ready for its intended use and net of any trade discounts and rebates. Following initial recognition, intangible assets are carried at cost less any accumulated amortisation and any accumulated impairment losses.

Intangible assets are amortised using the Written down value method to write down the cost of intangible assets to their residual values over their estimated useful lives. Intangible assets comprising of software are amortised on a Written down value basis over a period of 3 years keeping residual value 5%.

Gains or losses from derecognition of intangible assets are measured as the difference between the net disposal proceeds and the carrying amount of the asset are recognised in the Statement of Profit and Loss when the asset is derecognised.

### **3.14 Investment Property**

Properties, held to earn rentals and/or capital appreciation are classified as investment property and measured and reported at cost, including transaction costs, borrowing cost and other directly attributable cost in bringing the asset to its working condition for its intended use. Subsequent expenditure is capitalized to the assets carrying amount only when it is probable that the future economic benefit associated with the expenditure will flow to the company.

An investment property is derecognised upon disposal or when the investment property is permanently withdrawn from use and no future economic benefits are expected from the disposal. Any gain or loss arising on derecognition of property is recognised in the Statement of Profit and Loss in the same period.

The fair value of investment property is disclosed in the notes accompanying these financial statements. Fair value has been determined by an independent valuer who holds a recognised and relevant professional qualification and has recent experience in the location and category of the investment property being valued.

### **3.15 Impairment of non-financial assets**

The Company's assesses, at each reporting date, whether there is an indication that an asset may be impaired. If any indication exists, or when annual impairment testing for an asset is required, the Company estimates the asset's recoverable amount. An asset's recoverable amount is the higher of an asset's or cash-generating unit's (CGU) fair value less costs of disposal and its value in use. Recoverable amount is determined for an individual asset, unless the asset does not generate cash inflows that are largely independent of those from other assets or groups of assets. When the carrying amount of an asset or CGU exceeds its recoverable amount, the asset is considered impaired and is written down to its recoverable amount.

In assessing value in use, the estimated future cash flows are discounted to their present value using a pre-tax discount rate that reflects current market assessments of the time value of money and the risks specific to the asset. In determining fair value less costs of disposal, recent market transactions are considered. If no such transactions can be identified, an appropriate valuation model is used. These calculations are corroborated by valuation multiples, quoted share prices for publicly traded companies or other available fair value indicators.

An assessment is made at each reporting date to determine whether there is an indication that previously recognised impairment losses no longer exist or have decreased. If such indication exists, the Company estimates the asset's or CGU's recoverable amount. A previously recognised impairment loss is reversed only if there has been a change in the assumptions used to determine the asset's recoverable amount since the last impairment loss was recognised. The reversal is limited so that the carrying amount of the asset does not exceed its recoverable amount, nor exceed the carrying amount that would have been determined, net of depreciation, had no impairment loss been recognised for the asset in prior years. Such reversal is recognised in the statement of profit or loss unless the asset is carried at a revalued amount, in which case, the reversal is treated as a revaluation increase.



### **3.16 Post-employment benefits**

#### **3.16.1 Defined contribution schemes**

Contributions to the Employees Provident Fund Scheme maintained by the Central Government, Employee State Insurance Corporation (ESIC) etc. are accounted for on an accrual basis. Retirement benefit in the form of provident fund is a defined contribution scheme.

The company has no obligation, other than the contribution payable under the schemes. The company recognizes contribution payable to the provident fund scheme / ESIC as expenditure, when an employee renders the related service. If the contribution payable to the scheme / ESIC for service received before the balance sheet date exceeds the contribution already paid, the deficit payable to the scheme is recognized as a liability after deducting the contribution already paid. If the contribution already paid exceeds the contribution due for services received before the balance sheet date, then excess is recognized as an asset.

#### **3.16.2 Defined Benefit schemes**

##### *Gratuity*

The Company provides for gratuity covering eligible employees under which a lumpsum payment is paid to vested employees at retirement, death, incapacitation or termination of employment, of an amount reckoned on the respective employee's salary and his tenor of employment with the Company. The Company accounts for its liability for future gratuity benefits based on actuarial valuation determined at each Balance Sheet date by an Independent Actuary using Projected Unit Credit Method. The Company makes contributions to a Gratuity Fund administered by the Life Insurance Corporation of India.

The obligation is measured at the present value of the estimated future cash flows. The discount rates used for determining the present value of the obligation under defined benefit plan are based on the market yields on Government Securities as at the Balance Sheet date.

An actuarial valuation involves making various assumptions that may differ from actual developments in the future. These include the determination of the discount rate, future salary increases and mortality rates. Due to the complexities involved in the valuation and its long-term nature, these liabilities are highly sensitive to changes in these assumptions. All assumptions are reviewed at each reporting date.

Re-measurement, comprising of actuarial gains and losses (excluding amounts included in net interest on the net defined benefit liability), are recognized immediately in the balance sheet with a corresponding debit or credit to retained earnings through OCI in the period in which they occur. Re-measurements are not reclassified to profit and loss in subsequent periods.

#### **3.17 Provisions**

Provisions are recognised when the enterprise has a present obligation (legal or constructive) as a result of past events, and it is probable that an outflow of resources embodying economic benefits will be required to settle the obligation, and a reliable estimate can be made of the amount of the obligation.

When the effect of the time value of money is material, the enterprise determines the level of provision by discounting the expected cash flows at a pre-tax rate reflecting the current rates specific to the liability. The expense relating to any provision is presented in the statement of profit and loss net of any reimbursement.

#### **3.18 Taxes**

Income tax expense represents the sum of current tax and deferred tax.

### **3.18.1 Current Tax**

Current tax is the amount of income taxes payable in respect of taxable profit for a period. Taxable profit differs from 'profit before tax' as reported in the Statement of Profit and Loss because of items of income or expense that are taxable or deductible in other years and items that are never taxable or deductible in accordance with applicable tax laws.

The tax rates and tax laws used to compute the amount are those that are enacted, or substantively enacted, by the end of reporting date in India where the Company operates and generates taxable income.

Current income tax relating to items recognised outside profit or loss is recognised outside profit or loss (either in other comprehensive income or in equity). Current tax items are recognised in correlation to the underlying transaction either in OCI or directly in equity. Management periodically evaluates positions taken in the tax returns with respect to situations in which applicable tax regulations are subject to interpretation and establishes provisions where appropriate.

### **3.18.2 Deferred tax**

Deferred tax assets and liabilities are recognised for temporary differences arising between the tax bases of assets and liabilities and their carrying amounts. Deferred income tax is determined using tax rates (and laws) that have been enacted or substantively enacted by the reporting date and are expected to apply when the related deferred income tax asset is realised or the deferred income tax liability is settled.

Deferred tax assets are only recognised for temporary differences, unused tax losses and unused tax credits if it is probable that future taxable amounts will arise to utilise those temporary differences and losses. Deferred tax assets are reviewed at each reporting date and are reduced to the extent that it is no longer probable that the related tax benefit will be realised.

Deferred tax relating to items recognised outside profit and loss is recognised either in other comprehensive income or in equity. Deferred tax items are recognised in correlation to the underlying transaction either in OCI or directly in equity.

Deferred tax assets and liabilities are offset where there is a legally enforceable right to offset current tax assets and liabilities and they relate to income taxes levied by the same tax authority on the same taxable entity, or on different tax entities, but they intend to settle current tax liabilities and assets on a net basis or their tax assets and liabilities are realised simultaneously.

### **3.18.3 Goods and services tax /value added taxes paid on acquisition of assets or on incurring expenses**

Expenses and assets are recognised net of the goods and services tax/value added taxes paid, except:

- i. When the tax incurred on a purchase of assets or services is not recoverable from the taxation authority, in which case, the tax paid is recognised as part of the cost of acquisition of the asset or as part of the expense item, as applicable
- ii. When receivables and payables are stated with the amount of tax included

The net amount of tax recoverable from and / or payable to, the taxation authority is included as part of receivables or payables respectively in the balance sheet.

### **3.19 Contingent Liabilities and assets**

A contingent liability is a possible obligation that arises from past events whose existence will be confirmed by the occurrence or non-occurrence of one or more uncertain future events beyond the control of the Company or a present obligation that is not recognized because it is not probable that an outflow of resources will be required to settle the obligation. A contingent liability also arises in extremely rare cases where there is a liability that cannot be recognized because it cannot be measured reliably. The Company does not recognize a contingent liability but discloses its existence in the financial statements.

A contingent asset is a possible asset that arises from past events and whose existence will be confirmed only by the occurrence or non-occurrence of one or more uncertain future events not wholly within the control of the entity. The company does not have any contingent assets in the financial statements.

### **3.20 Earnings Per Share**

The Company reports basic and diluted earnings per share in accordance with Ind AS 33 on Earnings per share. Basic EPS is calculated by dividing the net profit or loss for the year attributable to equity shareholders (after deducting preference dividend and attributable taxes) by the weighted average number of equity shares outstanding during the year.

For calculating diluted earnings per share, the net profit or loss for the year attributable to equity shareholders and the weighted average number of shares outstanding during the year are adjusted for the effects of all dilutive potential equity shares. Dilutive potential equity shares are deemed converted as of the beginning of the period, unless they have been issued at a later date. In computing the dilutive earnings per share, only potential equity shares that are dilutive and that either reduces the earnings per share or increases loss per share are included.

### **3.21 Dividends on ordinary shares**

The Company recognises a liability to make cash or non-cash distributions to equity holders of the Company when the distribution is authorised and the distribution is no longer at the discretion of the Company. As per the corporate laws in India, a distribution is authorised when it is approved by the shareholders. A corresponding amount is recognised directly in equity.

Non-cash distributions are measured at the fair value of the assets to be distributed with fair value re-measurement recognised directly in equity.

Upon distribution of non-cash assets, any difference between the carrying amount of the liability and the carrying amount of the assets distributed is recognised in the statement of profit and loss.

### **3.22 Leases**

The determination of whether an arrangement is a lease, or contains a lease, is based on the substance of the arrangement and requires an assessment of whether the fulfilment of the arrangement is dependent on the use of a specific asset or assets or whether the arrangement conveys a right to use the asset.

#### *Transition to Ind AS 116*

The Ministry of Corporate Affairs (“MCA”) through Companies (Indian Accounting Standards) Amendment Rules, 2019 and Companies (Indian Accounting Standards) Second Amendment Rules, had notified Ind AS 116 Leases which replaces the existing lease standard, Ind AS 17 Leases, and other interpretations. Ind AS 116 sets out the principles for recognition, measurement, presentation and disclosure of leases for both lessees and lessors. It introduces single, on-balance sheet lease accounting model for leases.

The Company had adopted Ind AS 116, effective annual reporting period beginning April 1, 2019, using modified retrospective approach and accordingly previous period information has not been reinstated.

#### *Company as a lessee*

The Company’s lease asset class consist of building, equipment and vehicles. The Company assesses whether a contract contains a lease, at inception of a contract. A contract is, or contains, a lease if the contract conveys the right to control the use of an identified asset for a period of time in exchange for consideration. The Company has, at the date of transition, recognized a right-of use asset and a corresponding lease liability for all lease arrangements in which it is a lessee, except for leases with a term of twelve months or less (short term lease) and low value assets. For these short-term and low value leases, the Company recognizes the lease payments as an operating expense on a straight line basis over the term of the lease.

The right-of-use assets are recognized at cost, which comprises the present value of the lease liability as at the date of transition. Right-of-use assets are depreciated on a straight-line basis over the shorter of the balance lease term and useful life of the underlying asset. The lease liability is initially measured at amortised cost at the present value of the future lease payments. The lease payments are discounted using the interest rate implicit on the lease or, if not readily determinable, using the incremental borrowing rates. Interest accrued on lease liability and lease payments made, are subsequently adjusted to the initial recognition of lease liability.

On application of Ind AS 116, the nature of expenses has changed from lease rent in previous periods to depreciation cost for the right-to-use asset, and finance cost for interest accrued on lease liability. For leases that were classified as finance lease applying Ind AS 17, the carrying amount of the right-of-use asset and the lease liability at the date of transition to Ind AS 116 is the carrying amount of the lease asset and the lease liability on the transition date as measured applying Ind AS 17.

#### ***Company as a lessor***

Leases where the Company does not transfer substantially all the risks and benefits incidental to ownership of the leased items are operating leases. Rental Income arising from operating leases is accounted for on a straight-line basis over the lease terms and is included in rental income in the statement of profit and loss.

### **3.23 Cash flow statement**

Cash flows are reported using indirect method, whereby net profits before tax is adjusted for the effects of transactions of a non-cash nature and any deferrals or accruals of past or future cash receipts or payments and items of income or expenses associated with investing or financing cash flows. The cash flows from regular revenue generating (operating activities), investing and financing activities of the Company are segregated.

## **4 Significant accounting judgements, estimates and assumptions**

The preparation of financial statements in conformity with the Ind AS requires the management to make judgments, estimates and assumptions that affect the reported amounts of revenues, expenses, assets and liabilities and the accompanying disclosure and the disclosure of contingent liabilities, at the end of the reporting period. Estimates and underlying assumptions are reviewed on an ongoing basis. Revisions to accounting estimates are recognised in the period in which the estimates are revised and future periods are affected. Although these estimates are based on the management's best knowledge of current events and actions, uncertainty about these assumptions and estimates could result in the outcomes requiring a material adjustment to the carrying amounts of assets or liabilities in future periods.

In particular, information about significant areas of estimation, uncertainty and critical judgments in applying accounting policies that have the most significant effect on the amounts recognized in the financial statements is included in the following notes:

### **4.1 Business Model Assessment**

Classification and measurement of financial assets depends on the results of the SPPI and the business model test. The Company determines the business model at a level that reflects how groups of financial assets are managed together to achieve a business objective. This assessment includes judgement reflecting all relevant evidence including how the performance of the assets is evaluated and their performance measured, the risks that affect the performance of the assets and how these are managed and how the managers of the assets are compensated. The Company monitors financial assets measured at amortised cost or fair value through other comprehensive income that are derecognised prior to their maturity to understand the reason for their disposal and whether the reasons are consistent with the objective of the business for which the asset was held. Monitoring is part of the Company's continuous assessment of whether the business model for which the remaining financial assets are held continues to be appropriate and if it is not appropriate whether there has been a change in business model and so a prospective change to the classification of those assets.

#### **4.2 Defined employee benefit assets and liabilities**

The cost of the defined benefit gratuity plan and the present value of the gratuity obligation are determined using actuarial valuations. An actuarial valuation involves making various assumptions that may differ from actual developments in the future. These include the determination of the discount rate, future salary increases and mortality rates. Due to the complexities involved in the valuation and its long-term nature, a defined benefit obligation is highly sensitive to changes in these assumptions. All assumptions are reviewed at each reporting date.

#### **4.3 Fair value measurement:**

When the fair values of financial assets and financial liabilities recorded in the balance sheet cannot be measured based on quoted prices in active markets, their fair value is measured using various valuation techniques. The inputs to these models are taken from observable markets where possible, but where this is not feasible, a degree of judgment is required in establishing fair values. Judgments include considerations of inputs such as liquidity risk, credit risk and volatility. Changes in assumptions about these factors could affect the reported fair value of financial instruments.

#### **4.4 Impairment of financial assets**

The measurement of impairment losses across all categories of financial assets requires judgement the estimation of the amount and timing of future cash flows and collateral values when determining impairment losses and the assessment of a significant increase in credit risk. These estimates are driven by several factors, changes in which can result in different levels of allowances.

It has been the Company's policy to regularly review its models in the context of actual loss experience, regulatory advisories, market conditions and forecasts and revise when necessary.

#### **4.5 Effective Interest Rate (EIR) method**

The Company's EIR methodology, recognises interest income / expense using a rate of return that represents the best estimate of a constant rate of return over the expected behavioural life of loans given / taken and recognises the effect of potentially different interest rates at various stages and other characteristics of the product life cycle (including prepayments and penalty interest and charges).

This estimation, by nature, requires an element of judgement regarding the expected behaviour and life-cycle of the instruments, as well expected changes to India's base rate and other fee income/expense that are integral parts of the instrument.

#### **4.6 Other estimates:**

These include contingent liabilities, useful lives of tangible and intangible assets etc.

**MUTHOOT FINCORP LIMITED**

Standalone Notes to financial statements for the year ended 31st March 2021

(Rupees in lakhs, except for share data and unless otherwise stated)

**5 Cash and cash equivalents**

Particulars	As at 31st March 2021	As at 31st March 2020
Cash on hand	10,109.40	3,775.76
Balances with Banks		
- in current accounts	28,053.24	24,431.88
- in deposit accounts having original maturity less than three months*	2,714.16	1,792.31
Others		
-Foreign currency balances	40.40	17.32
<b>Total</b>	<b>40,917.19</b>	<b>30,017.28</b>

\* Includes earmarked balances of INR 1,286.99 as at 31st March 2021 (31st March 2020 - INR 1,756.15) towards margin money, staff deposits & loan against deposit.

**6 Bank Balance other than above**

Particulars	As at 31st March 2021	As at 31st March 2020
Deposit with original maturity for more than three months but less than twelve months*	2,612.60	984.69
Balance with Banks in escrow accounts	13,713.50	-
<b>Total</b>	<b>16,326.10</b>	<b>984.69</b>

\* Includes earmarked balances of INR 1,961.01 as at 31st March 2021 (31st March 2019 - INR 397.63) towards margin money, staff deposits & loan against deposit.

**7 Receivables**

Particulars	As at 31st March 2021	As at 31st March 2020
<b>TRADE RECEIVABLES</b>		
<b>Receivables considered good - Unsecured</b>		
Receivables from Money Transfer business	921.73	406.35
Wind Mill income receivable	891.46	2,500.50
Other Trade Receivables	6.74	12.03
<b>Sub-Total</b>	<b>1,819.94</b>	<b>2,918.88</b>
<b>Less: Allowances for Impairment Loss</b>	<b>-</b>	<b>-</b>
<b>Total Net receivable</b>	<b>1,819.94</b>	<b>2,918.88</b>

Of the total receivables as above, the following pertains to receivables due from directors or other officers of the Company either severally or jointly with any other person or from firms or private companies respectively in which any director is a partner, a director or a member:

Particulars	As at 31st March 2021	As at 31st March 2020
From Directors, relatives of Directors or Officers of the Company	1.12	0.64
From firms in which any director is a partner	-	0.12
From Companies in which any director is a director or a member	5.62	11.27
<b>Total</b>	<b>6.74</b>	<b>12.03</b>

Trade receivables are non-interest bearing and are short-term in nature. These consist of receivable from government and other parties, and does not involve any credit risk.

## MUTHOOT FINCORP LIMITED

Standalone Notes to financial statements for the year ended 31st March 2021

(Rupees in lakhs, except for share data and unless otherwise stated)

### 8 Loans (At amortised Cost)

Particulars	As at 31st March 2021	As at 31st March 2020
<b>A.</b>		
Retail Loans	18,33,995.00	13,76,664.30
High Value Loans	34,871.61	37,293.34
Staff Loan	71.39	55.26
<b>Total</b>	<b>18,68,937.99</b>	<b>14,14,012.90</b>
Less: Impairment loss allowance	(23,639.85)	(22,210.84)
<b>Total (A) - Net</b>	<b>18,45,298.14</b>	<b>13,91,802.06</b>
<b>B.</b>		
<b>I) Secured by tangible assets</b>		
Retail Loans	18,30,056.55	13,64,215.87
High Value Loans	34,830.30	35,638.55
<b>II) Secured by intangible assets</b>		
<b>Total (I) - Gross</b>	<b>18,64,886.85</b>	<b>13,99,854.42</b>
Less : Impairment loss allowance	(22,553.08)	(20,919.20)
<b>Total (I) - Net</b>	<b>18,42,333.77</b>	<b>13,78,935.22</b>
<b>II) Covered by Bank / Government Guarantees</b>	-	-
<b>III) Unsecured</b>		
Retail Loans	3,938.45	12,448.43
High Value Loans	41.30	1,654.79
Staff Loan	71.39	55.26
<b>Total (III) - Gross</b>	<b>4,051.14</b>	<b>14,158.48</b>
Less : Impairment loss allowance	(1,086.76)	(1,291.64)
<b>Total (III) - Net</b>	<b>2,964.38</b>	<b>12,866.84</b>
<b>Total (I+II+III) - Net</b>	<b>18,45,298.14</b>	<b>13,91,802.06</b>
<b>C.</b>		
<b>I) Loans in India</b>		
i) Public Sector	-	-
ii) Others	18,68,937.99	14,14,012.90
<b>II) Loans outside India</b>		
<b>Total (C) - Gross</b>	<b>18,68,937.99</b>	<b>14,14,012.90</b>
Less: Impairment Loss Allowance	(23,639.85)	(22,210.84)
<b>Total (C)- Net</b>	<b>18,45,298.14</b>	<b>13,91,802.06</b>

During the year, the Company entered into co-lending arrangements with banks for Gold loans. A total disbursement of INR 65,341.58 was undertaken during the year under the Co-lending mechanism. As at March 31, 2021, the total managed assets under the Co-lending mechanism amounted to INR 60,696.85.

### Credit Quality of Assets

The table below shows the credit quality and the maximum exposure to credit risk based on the Company's internal credit rating system and year-end stage classification. The amounts presented are gross of impairment allowances. Details of the Company's internal grading system are discussed in Note 43.

Particulars	March 31, 2021				March 31, 2020			
	Stage 1	Stage 2	Stage 3	Total	Stage 1	Stage 2	Stage 3	Total
<b>Internal rating grade</b>								
<b>Performing</b>								
High grade	14,53,498.37	-	-	14,53,498.37	13,35,585.25	-	-	13,35,585.25
Standard grade	1,83,709.62	-	-	1,83,709.62	31,924.57	-	-	31,924.57
Sub-standard grade	-	1,70,138.15	-	1,70,138.15	-	17,972.37	-	17,972.37
Past due but not impaired	-	25,633.41	-	25,633.41	-	2,270.25	-	2,270.25
<b>Non-performing</b>								
Individually impaired	-	-	35,958.45	35,958.45	-	-	26,260.47	26,260.47
<b>Total</b>	<b>16,37,207.99</b>	<b>1,95,771.56</b>	<b>35,958.45</b>	<b>18,68,937.99</b>	<b>13,67,509.82</b>	<b>20,242.61</b>	<b>26,260.47</b>	<b>14,14,012.90</b>

An analysis of changes in the gross carrying amount in relation to receivables under financing activities is, as follows:

Particulars	2020-21				2019-20			
	Stage 1	Stage 2	Stage 3	Total	Stage 1	Stage 2	Stage 3	Total
<b>Gross carrying amount opening balance</b>	13,67,509.82	20,242.61	26,260.47	14,14,012.90	11,17,996.27	59,123.13	31,719.35	12,08,838.75
New assets originated or purchased	38,34,347.65	-	-	38,34,347.65	32,60,072.11	-	-	32,60,072.11
Assets derecognised or repaid (excluding write offs)	(29,26,077.61)	(3,33,204.23)	(1,16,527.82)	(33,75,809.65)	(27,04,741.41)	(2,27,709.02)	(1,17,536.53)	(30,49,986.96)
Assets written off during the period	-	-	(3,612.90)	(3,612.90)	-	-	(4,911.00)	(4,911.00)
Transfers to Stage 1	-	-	-	-	-	-	-	-
Transfers to Stage 2	(5,09,699.88)	5,09,699.88	-	-	(1,88,871.79)	1,88,871.79	-	-
Transfers to Stage 3	(1,28,871.99)	(966.71)	1,29,838.69	-	(1,16,945.36)	(43.29)	1,16,988.65	-
<b>Gross carrying amount closing balance</b>	<b>16,37,207.99</b>	<b>1,95,771.56</b>	<b>35,958.45</b>	<b>18,68,937.99</b>	<b>13,67,509.82</b>	<b>20,242.61</b>	<b>26,260.47</b>	<b>14,14,012.90</b>

Reconciliation of ECL balance is given below:

Particulars	2020-21				2019-20			
	Stage 1	Stage 2	Stage 3	Total	Stage 1	Stage 2	Stage 3	Total
ECL allowance - opening balance	4,385.50	134.16	17,691.18	22,210.84	2,566.53	215.10	17,587.72	20,369.35
New assets originated or purchased	13,867.08	-	-	13,867.08	10,457.56	-	-	10,457.56
Assets derecognised or repaid (excluding write offs)	(10,022.02)	(1,249.86)	(58,516.11)	(69,787.99)	(7,657.60)	(1,333.17)	(72,698.15)	(81,688.92)
Assets written off during the period	-	-	(3,612.90)	(3,612.90)	-	-	(4,911.00)	(4,911.00)
Transfers to Stage 1	-	-	-	-	-	-	-	-
Transfers to Stage 2	(1,843.35)	1,843.35	-	-	(605.86)	605.86	-	-
Transfers to Stage 3	(466.07)	(3.45)	469.52	-	(375.13)	(0.29)	375.42	-
Impact on year end ECLs of exposures transferred between stages during the year	-	(26.28)	60,989.10	60,962.82	-	646.66	77,337.19	77,983.84
<b>ECL allowance - closing balance</b>	<b>5,921.14</b>	<b>697.92</b>	<b>17,020.78</b>	<b>23,639.85</b>	<b>4,385.50</b>	<b>134.16</b>	<b>17,691.18</b>	<b>22,210.84</b>



### Transferred financial assets that are derecognised in their entirety but where the Company has continuing involvement

The Company has sold some loans and advances measured at amortised cost, as a source of finance. As per terms of the deal, risk and reward has been transferred to the customer. Hence, as per the derecognition criteria of IND AS 109, including transfer of substantially all risks and rewards relating to assets being transferred to the buyer being met, the assets have been derecognised. The table below summarises the carrying amount of the derecognised financial assets:

Particulars	As at 31st March 2021	As at 31st March 2020
Carrying amount of derecognised financial assets	1,111.52	1,75,389.25
Gain/(loss) from derecognition	14,552.26	19,394.52

### Transferred financial assets that are not derecognised in their entirety

The Company had used securitisation as a source of finance by way of securitising its gold loans to different entities. These entities were not related to the Company. Also, the Company neither held any equity nor other interest nor control in them.

As per the terms of the agreement, the Company was exposed to first loss ranging to 5%-7% of the amount securitised and therefore continued to be exposed to significant risk and rewards relating to the underlying loans. These receivables were not derecognised and proceeds received were recorded as a financial liability under borrowings.

The table below outlines the carrying amounts and fair values of all financial assets transferred that were not derecognised in their entirety and associated liabilities.

Particulars	31-Mar-21	31-Mar-20
Carrying amount of assets re - recognized due to non transfer of assets	-	-
Carrying amount of associated liabilities	-	-

### Interest in unconsolidated structured entity:

These are entities which are not consolidated because the Company does not control them through voting rights, contract, funding agreements, or other means.

The following table describes the types of structured entities that the Company does not consolidate but in which it holds an interest.

Type of Structured Entity	Nature and Purpose	Interest held by the Company
Securitisation Vehicle for loans	To generate - funding for the Company's lending activities - Spread through sale of assets to investors - Fees for servicing loan	- Servicing fee - Credit Enhancement provided by the Company - Excess interest spread

Particulars	31-Mar-21	31-Mar-20
Aggregate value of accounts sold to securitisation company	9,996.74	37,247.41
Aggregate consideration	9,996.74	37,247.41
Quantum of credit enhancement in the form of deposits	744.43	2,767.69
Servicing fees	5.00	20.00

**MUTHOOT FINCORP LIMITED**

Standalone Notes to financial statements for the year ended 31st March 2021

(Rupees in lakhs, except for share data and unless otherwise stated)

**9 Investments**

Particulars	As at 31st March 2021	As at 31st March 2020
<b><u>(i) At Amortized Cost / At Cost</u></b>		
<b>Debt securities (At Amortized Cost)</b>		
<b>Bonds</b>		
St. Gregorious Medical Mission Bonds	300.00	300.00
<b>Unlisted Debentures</b>		
Investment Richa Lifespace Private Limited	612.50	612.50
Investment Diyug Construction Private Limited	282.85	282.85
Investment Richa Realtors Private Limited	1,300.00	1,300.00
<b>Debt funds</b>		
Investment in Strugence Debt Fund	1,000.00	1,000.00
Investment in BPEA India Credit - Trust II	1,000.00	930.00
<b>Equity instruments (At Cost)</b>		
<b>Subsidiary-Unquoted*</b>		
Investment in Muthoot Housing Finance Company Limited	14,791.02	14,791.02
Investment in Muthoot Pappachan Technologies Limited	3.00	3.00
	<b>19,289.37</b>	<b>19,219.37</b>
<b><u>(ii) At Fair Value through Profit or Loss</u></b>		
<b>Others - Quoted</b>		
Investment in JM Financial India Fund II	106.90	121.80
	<b>106.90</b>	<b>121.80</b>
<b><u>(iii) At Fair Value through Other Comprehensive Income</u></b>		
<b>Equity instruments</b>		
<b>Subsidiary-Unquoted</b>		
Investment in Muthoot Microfin Limited	1,40,748.12	1,57,677.11
<b>Others-Quoted</b>		
Investment in Equity Shares (DP account with Motilal Oswal)	1,038.94	872.57
<b>Others-Unquoted</b>		
Investment in Muthoot Pappachan Chits Private Limited	6.52	5.23
Investment in Avenues India Private Limited	477.48	400.26
Investment in Fair Asset Technologies (P) Limited	703.59	702.76
Investment In The Thinking Machine Media Private Limited	9.00	-
<b>Others - Quoted</b>		
Investment in PMS - Motilal Oswal	631.11	379.33
	<b>1,43,614.76</b>	<b>1,60,037.26</b>
<b>Total Gross (A)</b>	<b>1,63,011.03</b>	<b>1,79,378.43</b>
i) Investments outside India	-	-
ii) Investments in India	1,63,011.03	1,79,378.43
<b>Total Gross (B)</b>	<b>1,63,011.03</b>	<b>1,79,378.43</b>
Less : Allowance for impairment loss (C)	(1,207.44)	(1,207.44)
<b>Total ((A) - (C))</b>	<b>1,61,803.59</b>	<b>1,78,170.99</b>

**Debt Instruments measured at Amortised Cost**

**Credit Quality of Assets**

Particulars	31/03/2021				31/03/2020			
	Stage 1	Stage 2	Stage 3	Total	Stage 1	Stage 2	Stage 3	Total
<b>Internal rating grade</b>								
<b>Performing</b>								
High grade	2,300.00	-	-	2,300.00	2,230.00	-	-	2,230.00
Standard grade	-	-	-	-	-	-	-	-
Sub-standard grade	-	-	-	-	-	-	-	-
Past due but not impaired	-	-	-	-	-	-	-	-
<b>Non- performing</b>								
Individually impaired	-	-	2,195.35	2,195.35	-	-	2,195.35	2,195.35
<b>Total</b>	<b>2,300.00</b>	<b>-</b>	<b>2,195.35</b>	<b>4,495.35</b>	<b>2,230.00</b>	<b>-</b>	<b>2,195.35</b>	<b>4,425.35</b>

**An analysis of changes in the gross carrying amount in relation to Debt Instruments measured at Amortised Cost is, as follows**

Particulars	31/03/2021				31/03/2020			
	Stage 1	Stage 2	Stage 3	Total	Stage 1	Stage 2	Stage 3	Total
<b>Gross carrying amount opening balance</b>	2,230.00	-	2,195.35	4,425.35	1,910.00	-	2,195.35	4,105.35
New assets originated or purchased	70.00	-	-	70.00	320.00	-	-	320.00
Assets derecognised or repaid (excluding write offs)	-	-	-	-	-	-	-	-
Assets written off during the period	-	-	-	-	-	-	-	-
Transfers to Stage 1	-	-	-	-	-	-	-	-
Transfers to Stage 2	-	-	-	-	-	-	-	-
Transfers to Stage 3	-	-	-	-	-	-	-	-
<b>Gross carrying amount closing balance</b>	<b>2,300.00</b>	<b>-</b>	<b>2,195.35</b>	<b>4,495.35</b>	<b>2,230.00</b>	<b>-</b>	<b>2,195.35</b>	<b>4,425.35</b>

**Reconciliation of ECL balance is given below:**

Particulars	2020-21				2019-20			
	Stage 1	Stage 2	Stage 3	Total	Stage 1	Stage 2	Stage 3	Total
ECL allowance - opening balance	-	-	1,207.44	1,207.44	-	-	-	-
New assets originated or purchased	-	-	-	-	-	-	-	-
Assets derecognised or repaid (excluding write offs)	-	-	-	-	-	-	-	-
Assets written off during the period	-	-	-	-	-	-	-	-
Transfers to Stage 1	-	-	-	-	-	-	-	-
Transfers to Stage 2	-	-	-	-	-	-	-	-
Transfers to Stage 3	-	-	-	-	-	-	1,207.44	1,207.44
<b>ECL allowance - closing balance</b>	<b>-</b>	<b>-</b>	<b>1,207.44</b>	<b>1,207.44</b>	<b>-</b>	<b>-</b>	<b>1,207.44</b>	<b>1,207.44</b>

**10 Other financial assets**

Particulars	As at 31st March 2021	As at 31st March 2020
Security deposits	6,778.81	6,721.52
Interest accrued on fixed deposits with banks	37.68	6.50
Advance for Financial Assets	5,209.63	5,209.63
Deposits	128.28	107.02
Deposit with original maturity for more than twelve months*	5,152.27	1,042.43
Receivables from Auction Proceeds	11.03	-
Other financial assets	1,941.86	2,360.36
<b>Total</b>	<b>19,259.56</b>	<b>15,447.47</b>

\* Includes earmarked balances of INR 5,151.57 as at 31st March 2021 (31st March 2020 - INR 999.86) towards margin money, loan against FD & security to Pension Fund Regulatory and Development Authority.

(i) Other Financial Assets above consists of the following receivables due from directors or other officers of the Company either severally or jointly with any other person or from firms or private companies respectively in which any director is a partner, a director or a member:

Particulars	As at 31st March 2021	As at 31st March 2020
From Directors, relatives of Directors or Officers of the Company	-	-
From firms in which any director is a partner	5,209.63	5,209.73
From Companies in which any director is a director or a member	266.67	429.35
<b>Total</b>	<b>5,476.30</b>	<b>5,639.08</b>

**11 Investment Property**

Particulars	As at 31st March 2021	As at 31st March 2020
<b>Inventory – Projects</b>		
<b>Opening Balance</b>	30,236.55	30,096.71
Transferred from / (to) property, plant and equipment	-	-
Acquisitions	-	139.83
<b>Closing balance</b>	<b>30,236.55</b>	<b>30,236.55</b>
<b>Depreciation and Impairment</b>		
Opening balance	-	-
Charge for the year	-	-
<b>Closing Balance</b>	<b>-</b>	<b>-</b>
<b>Net Block</b>	<b>30,236.55</b>	<b>30,236.55</b>

11.1. Investment Property includes lien marked properties of INR 13,577.41 as at 31st March, 2021 (March 31, 2020 - INR 13,577.41)

11.2. Fair Value of Investment Property as at March 31, 2021 - INR 31,089.98 (March 31, 2020 - INR 30,303.22)

**MUTHOOT FINCORP LIMITED**

Standalone Notes to financial statements for the year ended 31st March 2021

(Rupees in lakhs, except for share data and unless otherwise stated)

**12 Property, Plant and Equipment**

Particulars	Buildings	Computer	Furniture & Fixtures	Land	Plant & Equipment	Vehicles	Windmill	Office Equipment	Equipment - Finance Lease	Total
<b>As at 31st March 2019</b>	5,850.61	3,105.14	20,913.47	12,555.55	11,670.47	223.88	7,449.78	52.77	1,338.66	63,160.33
Addition during the year	-	1,067.24	932.50	-	1,131.39	-	-	56.79	-	3,187.92
Disposals	-	-	-	-	-	-	-	-	(1,338.66)	(1,338.66)
<b>As at 31st March 2020</b>	5,850.61	4,172.38	21,845.96	12,555.55	12,801.86	223.88	7,449.78	109.56	-	65,009.59
Addition during the year	-	459.84	964.91	-	1,208.85	69.07	-	126.78	-	2,829.46
Disposals	-	-	-	-	-	-	-	-	-	-
<b>As at 31st March 2021</b>	5,850.61	4,632.22	22,810.88	12,555.55	14,010.71	292.95	7,449.78	236.35	-	67,839.05
<b>Accumulated Depreciation:</b>										
<b>As at 1st April 2019</b>	197.83	1,616.47	7,625.61	-	2,922.52	116.32	1,023.49	2.45	0.23	13,504.91
Charged for the year	99.18	873.52	3,056.96	-	1,576.61	58.01	513.15	5.16	-	6,182.60
Disposals	-	-	-	-	-	-	-	-	(0.23)	(0.23)
<b>As at 31st March 2020</b>	297.01	2,489.99	10,682.57	-	4,499.13	174.34	1,536.63	7.61	0.00	19,687.28
Charged for the year	98.91	978.43	3,016.97	-	2,194.74	26.94	511.74	10.31	-	6,838.05
Disposals	-	-	-	-	-	-	-	-	-	-
<b>As at 31st March 2021</b>	395.92	3,468.42	13,699.53	-	6,693.87	201.28	2,048.38	17.92	0.00	26,525.32
<b>Net book value:</b>										
<b>As at 31st March 2020</b>	5,553.60	1,682.39	11,163.39	12,555.55	8,302.73	49.54	5,913.15	101.95	-0.00	45,322.31
<b>As at 31st March 2021</b>	5,454.69	1,163.80	9,111.34	12,555.55	7,316.84	91.68	5,401.40	218.42	-0.00	41,313.73

**13 Other Intangible assets**

Particulars	Computer Software
<b>As at 31st March 2019</b>	1,019.32
Addition during the year	325.09
Disposals	-
<b>As at 31st March 2020</b>	1,344.41
Addition during the year	838.68
Disposals	-
<b>As at 31st March 2021</b>	2,183.08
<b>Accumulated Depreciation:</b>	
<b>As at 31st March 2019</b>	569.77
Charged for the year	336.96
Disposals	-
<b>As at 31st March 2020</b>	906.72
Charged for the year	442.60
Disposals	-
<b>As at 31st March 2021</b>	1,349.32
<b>Net book value:</b>	
<b>As at 31st March 2020</b>	437.68
<b>As at 31st March 2021</b>	833.76

## MUTHOOT FINCORP LIMITED

Standalone Notes to financial statements for the year ended 31st March 2021

(Rupees in lakhs, except for share data and unless otherwise stated)

### 14 Right-of-use assets & Lease Liability

14.1. The Company operates its branch network predominantly through premises taken on lease at strategic locations identified by the management. Majority of the lease arrangements are long term in nature and are non-cancellable from the point of view of the lessor, except for a few lease contracts. Other than such leasehold property, the Company has also undertaken lease arrangements for Safety Device Equipments and Vehicles, whose original lease tenures too are not short-term in nature. Effective April 1, 2019, the Company adopted Ind AS 116 “Leases” and applied the standard to all lease contracts existing on April 1, 2019 using the modified retrospective method. Consequently, the Company recorded the lease liability at the present value of the remaining lease payments discounted at the incremental borrowing rate as on the date of transition and has measured right of use asset at an amount equal to lease liability adjusted for any accrued lease payments previously recognised.

Particulars	As at	As at
	31st March 2021	31st March 2020
Depreciation charge for Right-of-use assets		
<i>Leasehold Property</i>	14,937.51	13,466.85
<i>Equipments</i>	399.42	943.72
<i>Vehicles</i>	19.32	69.56
Interest expense on lease liabilities	4,600.09	5,425.38
Income from subleasing right-of-use assets	172.13	171.56
Total cash outflow for leases	16,609.79	16,572.01
Carrying amount of right-of-use assets		
<i>Leasehold Property</i>	43,489.56	44,553.64
<i>Equipments</i>	38.38	428.84
<i>Vehicles</i>	-	19.32
Lease Liability		
<i>Leasehold Property</i>	(47,798.13)	45,955.45
<i>Equipments</i>	(43.78)	470.08
<i>Vehicles</i>	-	22.23

14.2. The expense relating to payments not included in the measurement of the lease liability is as follows:

Particulars	As at	As at
	31st March 2021	31st March 2020
Short-term leases	91.16	297.19
Leases of low value assets	-	6.49
Variable lease payments	-	-

14.3. Carrying value of right-of-use assets at the end of the reporting period:

Particulars	As at	As at
	31st March 2021	31st March 2020
Balance as at April 1, 2020 / April 1, 2019	45,001.80	51,439.22
Additions	13,882.39	8,042.71
Depreciation charge for the year	(15,356.24)	(14,480.13)
Balance as at March 31, 2021 / March 31, 2020	43,527.94	45,001.80

14.4. Movement in lease liabilities:

Particulars	As at 31st March 2021	As at 31st March 2020
Balance as at April 1, 2020 / April 1, 2019	46,447.77	50,009.29
Additions	13,403.84	7,585.10
Interest on lease liabilities	4,600.09	5,425.38
Payment of lease liabilities	(16,609.79)	(16,572.01)
Balance as at March 31, 2021 / March 31, 2020	47,841.90	46,447.77

14.5. Maturity analysis of lease liabilities

Particulars	As at 31st March 2021	As at 31st March 2020
Less than one year	14,919.42	15,798.82
One to five years	32,507.36	31,370.98
More than five years	23,342.34	18,545.06
Total undiscounted lease liabilities	70,769.12	65,714.86

14.6. Prepaid Lease recognised on account of fair valuation of security deposits advanced against leasehold premises amounting to INR 1,342.17 which was included under prepaid expenses as at March 31, 2020 has been regrouped to Right of Use Assets and amortisation of such prepaid lease expenses amounting to INR 545.37 which was included under Rent, taxes and energy costs as at March 31, 2020 has been regrouped to Depreciation of Right of Use Assets

**15 Other Non-Financial assets**

Particulars	As at 31st March 2021	As at 31st March 2020
Prepaid expenses	554.78	273.60
Advance to Creditors	2,945.72	1,461.33
Advance for Property	23,790.54	23,790.54
Pre-Deposit Fee	503.45	440.72
GST / Service Tax Receivables	824.92	465.33
Gratuity Fund	824.57	545.61
Other Receivable	2,571.84	2,574.02
<b>Total</b>	<b>32,015.82</b>	<b>29,551.15</b>

(a) Advance for Property as on March 31, 2021 consists of - INR 1,722.40 (P.Y. INR 1,722.40), INR 1,487.26 (P.Y. INR 1,487.26) and INR 20,580.88 (P.Y. INR 20,580.88) advanced by the Company to its Directors and their relatives, M/s. MPG Hotels & Infrastructure Ventures Private Limited (a Company in which the Directors are interested) and M/s. Muthoot Estate Investments (a firm in which the Directors of the Company are partners) respectively for purchase of immovable property by the Company from them.

(b) Prepaid Lease recognised on account of fair valuation of security deposits advanced against leasehold premises amounting to INR 1,342.17 which was included under Prepaid expenses as at March 31, 2020 has been regrouped to Right of Use Assets.

**16 Payables**

Particulars	As at 31st March 2021	As at 31st March 2020
<b>Trade payables:</b>		
Total outstanding dues of micro enterprises and small enterprises	-	-
Total outstanding dues of creditors other than micro enterprises and small enterprise	-	-
<b>Other payables:</b>		
Total outstanding dues of micro enterprises and small enterprises	45.85	36.16
Total outstanding dues of creditors other than micro enterprises and small enterprise*	1,724.99	36,843.99
<b>Total</b>	<b>1,770.85</b>	<b>36,880.16</b>

**Disclosure under Micro, Small, and Medium Enterprises Development Act, 2006 :**

Based on the intimation received by the Company, some of the suppliers have confirmed to be registered under “The Micro, Small and Medium Enterprises Development (‘MSMED’) Act, 2006”. Accordingly, the disclosures relating to amounts unpaid as at the year ended together with interest paid /payable are furnished below:

Particulars	As at 31st March 2021	As at 31st March 2020
Principal amount remaining unpaid during the year	45.85	36.16
Interest due thereon	-	-
Interest remaining accrued and unpaid at the end of the year	-	-
Total interest accrued and remained unpaid at year end	-	-

**17 Debt Securities (At Amortised Cost)**

Particulars	As at 31st March 2021	As at 31st March 2020
Secured Non-Convertible Debentures	148.00	148.00
Secured Non-Convertible Debentures - Listed*	3,25,149.16	73,743.78
Secured Non-Convertible Debentures - Covered Bonds - Listed*	1,11,289.30	12,221.53
<b>Total</b>	<b>4,36,586.45</b>	<b>86,113.32</b>
Debt securities in India	4,36,586.45	86,113.32
Debt securities outside India	-	-
<b>Total</b>	<b>4,36,586.45</b>	<b>86,113.32</b>

\*Includes issue expenses amortised as per EIR.

**Maturity Profile of Non-Convertible Debentures**

Particulars	Amount
FY 2021-22	1,94,115.12
FY 2022-23	1,39,849.45
FY 2023-24	65,392.09
FY 2024-25	14,167.21
FY 2025-26	25,027.18
Adjustments on account of effective rate of interest	(1,964.60)
<b>TOTAL</b>	<b>4,36,586.45</b>



Particulars	As at 31st March 2021	As at 31st March 2020	Security
<b>Debentures issued by way of Private Placement</b>			
Allotment on 01/10/2018	148.00	148.00	Subservient charge on all current assets of the Company, both present and future
<b>Listed Debentures issued by way of Public Issue</b>			
Allotment on 05/11/2015	-	218.86	Mortgage of the immovable property of the Company admeasuring 54 cents situated at Survey No. 764/6A, Arulvaimozhy village, Thovala taluk, Kanyakumari district, Tamil Nadu, and a first ranking pari passu charge on all current assets, book debts and receivables (both present and future) of the company.
Allotment on 25/10/2019	30,376.20	41,703.81	Exclusive mortgage and first charge over the immovable property admeasuring 5.19 cents situated at Survey No: 537, Samugarengapuram Village, Radhapuram Taluk, Tirunelveli District, Tamilnadu and a subservient charge on certain loan receivables (both present and future) of the company.
Allotment on 07/02/2020	21,439.95	32,161.24	Subservient charge with existing secured creditors, on certain loan receivables (both present and future) of the Company.
Allotment on 17/07/2020	16,000.00	-	Subservient charge with existing secured creditors, on certain loan receivables (both present and future) of the Company and mortgage and charge over the immovable property admeasuring 54 cents situated at Survey No 764/6A, Arulvaimozhy Village, Thovala Thaluk, Kanyakumari District, Tamil Nadu, to be held on pari passu basis among the present and / or future NCD holders.
Allotment on 29/10/2020	39,713.43	-	Subservient charge with existing secured creditors, on certain loan receivables (both present and future) of the Company, to be held on pari passu basis among the present and / or future NCD holders.
Allotment on 29/01/2021	26,698.38	-	Subservient charge with existing secured creditors on all loan receivables (both present and future) of the company in favour of Debenture Trustee, to be held on pari passu basis among the present and / or future NCD holders.
Allotment on 15/03/2021	16,965.09	-	Subservient charge with existing secured creditors on all loan receivables (both present and future) of the company in favour of Debenture Trustee, to be held on pari passu basis among the present and / or future NCD holders.

<b>Listed Debentures privately placed under Targeted Long-Term Repo Operations (TLTRO) / Partial Credit Guarantee Scheme (PCGS)</b>			
Allotment on 28/05/2020	10,000.00	-	First Pari-passu charge on the present and future standard loan receivables along with other lenders and NCD investors with a minimum asset coverage ratio of 1.10 times the value of the outstanding principal amounts of the Debentures.
Allotment on 23/06/2020	45,000.00	-	First Pari-passu charge (to be shared with other NCD Holder / Lender), by way of a registered mortgage, on the Immovable Property to the extent of 2 acres of land, situated in Sy. No1253/2, Patta No 2414, Erukkanthurai Village (Part 1), Radhapuram Taluk (and sub registry), Tirunelveli District, Tamil Nadu and first pari-passu charge on the present and future standard loan receivables along with other lenders and NCD investors with a minimum asset coverage ratio of 1.25 times of the value of the outstanding principal amounts of the Debentures.
Allotment on 28/07/2020	47,500.00	-	First Pari-passu charge on the present and future current assets of the Company along with other lenders and NCD investors with a minimum asset coverage ratio of 1.10 times of the value of the outstanding principal amounts of the Debentures.
Allotment on 31/07/2020	20,000.00	-	First Pari-passu charge on the present and future current assets of the Company along with other lenders and NCD investors with a minimum asset coverage ratio of 1.10 times of the value of the outstanding principal amounts of the Debentures.
Allotment on 14/08/2020	25,000.00	-	First Pari-passu charge on the present and future current assets of the Company along with other lenders and NCD investors with a minimum asset coverage ratio of 1.10 times of the value of the outstanding principal amounts of the Debentures.
Allotment on 20/08/2020	27,500.00	-	First Pari-passu charge on the present and future current assets of the Company along with other lenders and NCD investors with a minimum asset coverage ratio of 1.10 times of the value of the outstanding principal amounts of the Debentures.
<b>Non Convertible Debentures issued in the form of Covered Bond</b>			
Allotment on 25-03-2020	12,500.00	-	First ranking pari passu charge by way of mortgage over, all the right, title and interest of the Company in all that piece and parcel of the vacant land measuring an extent of Cents 28 (Hec.0.11.34) in Survey No. 1490, Tirunelveli District, Panagudi, Pazhavor Village, Ayan Punja and first ranking exclusive and continuing charge on book debts which shall be maintained at 1.15 times the value of the aggregate principal amount outstanding on the Debentures including accrued Coupon thereon, Default Interest accrued thereon.

Particulars	As at 31st March 2021	As at 31st March 2020	Security
Allotment on 22-05-2020	20,000.00	-	First ranking pari passu charge by way of mortgage over, all the right, title and interest of the Company in all that piece and parcel of the vacant land measuring an extent of Cents 28 (Hec.0.11.34) in Survey No. 1490, Tirunelveli District, Panagudi, Pazhavor Village, Ayan Punja and continuing charge on book debts which shall be maintained at 1.15 times the value of the aggregate principal amount outstanding on the Debentures including accrued Coupon thereon, Default Interest accrued thereon.
Allotment on 08-09-2020	9,710.00	-	First ranking exclusive and continuing charge to be created pursuant to the Deed of Hypothecation on book debts which shall be maintained at 1.15 times the value of the aggregate principal amount outstanding on the Debentures including accrued Coupon thereon, Default Interest accrued thereon.
Allotment on 24-11-2020	12,500.00	12,500.00	First ranking exclusive and continuing charge to be created pursuant to the Deed of Hypothecation on book debts which shall be maintained at 1.15 times the value of the aggregate principal amount outstanding on the Debentures including accrued Coupon thereon.
Allotment on 10-12-2020	7,500.00	-	First ranking exclusive and continuing charge to be created pursuant to the Deed of Hypothecation on book debts which shall be maintained at 1.15 times the value of the aggregate principal amount outstanding on the Debentures including accrued Coupon thereon.
Allotment on 16-12-2020	7,500.00	-	First ranking exclusive and continuing charge to be created pursuant to the Deed of Hypothecation on book debts which shall be maintained at 1.15 times the value of the aggregate principal amount outstanding on the Debentures including accrued Coupon thereon
Allotment on 04-02-2021	10,000.00	-	First ranking exclusive and continuing charge to be created pursuant to the Deed of Hypothecation on book debts which shall be maintained at 1.15 times the value of the aggregate principal amount outstanding on the Debentures including accrued Coupon thereon.
Allotment on 16-03-2021	22,500.00	-	First ranking exclusive and continuing charge to be created pursuant to the Deed of Hypothecation on book debts which shall be maintained at 1.20 times the value of the aggregate principal amount outstanding on the Debentures including accrued Coupon thereon, Default Interest accrued thereon.
Allotment on 17-03-2021	10,000.00	-	First ranking exclusive and continuing charge to be created pursuant to the Deed of Hypothecation on book debts which shall be maintained at 1.20 times the value of the aggregate principal amount outstanding on the Debentures including accrued Coupon thereon, Default Interest accrued thereon.
<b>TOTAL</b>	<b>4,38,551.05</b>	<b>86,731.91</b>	
Adjustments on account of effective rate of interest	(1,964.60)	(618.59)	
<b>TOTAL</b>	<b>4,36,586.45</b>	<b>86,113.32</b>	

**18 Borrowings (other than debt securities) - At Amortised Cost**

Particulars	As at 31st March 2021	As at 31st March 2020
<b>(a) Term loans</b>		
(i) from banks	3,82,709.84	1,88,184.37
(ii) from other parties - financial institutions	942.64	2,687.89
<b>(c) Loans repayable on demand</b>		
(i) from banks (OD & CC)	7,15,184.37	7,77,441.01
<b>Total</b>	<b>10,98,836.85</b>	<b>9,68,313.27</b>
Borrowings in India	10,98,836.85	9,68,313.27
Borrowings outside India	-	-

**a) Security details :**

**Secured Term loans from Banks**

The Loans are secured by way of hypothecation of Loan receivables, other current assets & specified fixed assets of the Company equivalent to security cover stipulated by respective banks. The loans aggregating to INR 383,176 (31st March 2020 : INR 189,011.55) are guaranteed by promoter directors (Mr. Thomas John Muthoot, Mr. Thomas George Muthoot, Mr. Thomas Muthoot and Preethi John Muthoot) of the Company.

**Secured Term loans from other parties**

The Loans are secured by way of hypothecation of Loan Receivables of the Company equivalent to security cover stipulated by respective lender.

**Secured Loans repayable on demand**

The Cash credit limit from banks are secured by way of hypothecation of Loan Receivables of the Company equivalent to security cover stipulated by respective banks. The Cash credit aggregating to INR 767,500 (31st March 2020 : INR 816,000) are guaranteed by promoter directors (Mr. Thomas John Muthoot, Mr. Thomas George Muthoot and Mr. Thomas Muthoot) of the Company.

**b) Terms of repayment**

**Secured loans from Banks**

Name of Party	As at 31st March 2021	As at 31st March 2020	Terms of Repayment (based on last outstanding)
<b>Term Loan from Banks</b>			
1. State Bank of India Car Loan	12.07	17.09	Repayable in 28 monthly instalments on diminishing value method
2. State Bank of India Car Loan	6.12	7.83	Repayable in 36 monthly instalments on diminishing value method
3. Yes Bank	11,372.84	14,216.84	Repayable in 16 instalments at 4.5% of the loan for 15 instalments & 4.48% of the loan for the last instalment
4. Lakshmi Vilas Bank	-	3,750.00	Repayable in 3 equal quarterly instalments till November 30, 2020
5. Axis Bank	20,146.08	-	Repayable in 4 quarterly instalments of INR 5,000.00 each from June 2021

Name of Party	As at 31st March 2021	As at 31st March 2020	Terms of Repayment (based on last outstanding)
6. Oriental Bank of Commerce	8,333.32	10,000.00	Repayable in 5 quarterly instalments of INR 1,666.67 each in April 21, June 21, September 21, December 21 & March 22
7. Punjab & Sind Bank	-	2,999.00	Repayable in 3 quarterly instalments of INR 1,000.00 each from July 2020
8. Syndicate Bank	-	4,034.72	Repayable in 2 quarterly instalments of INR 2,000.00 each from June 2020
9. Syndicate Bank	1,013.22	5,046.00	Repayable in June 2021
10. UCO Bank	8,117.37	-	Repayable in 13 quarterly instalments of INR 625.00 each from May 2021
11. UCO Bank	12,496.74	-	Repayable in 16 quarterly instalments of INR 781.25 each from May 2021
12. AU Small Finance Bank	-	2,500.00	Repayable in 4 quarterly instalments of INR 625.00 each from May 2020
13. UCO Bank	13,745.87	18,749.61	Repayable in 11 quarterly instalments of INR 1,250.00 each from April 2021
14. UCO Bank	14,992.58	20,000.00	Repayable in 12 quarterly instalments of INR 1,250.00 each from May 2021
15. Bank of Maharashtra	3,781.85	15,133.12	Repayable by April 15, 2021
16. Central Bank of India	17,988.27	29,999.76	Repayable in 6 quarterly instalments of INR 3,000.00 each from May 2021
17. Central Bank of India	18,747.67	22,499.93	Repayable in 5 quarterly instalments of INR 3,750.00 each from June 2021
18. Allahabad Bank	10,067.89	20,000.08	Repayable in 3 quarterly instalments of INR 3,333.00 each from May 2021
19. Bank of Baroda	6,000.00	10,057.57	Repayable in 6 quarterly instalments of INR 1,000.00 each from June 2021
20. Oriental Bank of Commerce	9,999.98	10,000.00	Repayable in 6 quarterly instalments of INR 1,666.67 each in June 21, September 21, December 21, Mar 2022, June 2022, September 2022
21. Punjab & Sind Bank	10,000.01	-	Repayable in 10 quarterly instalments of INR 1,000.00 each from December 2021
22. Central Bank of India	7,499.32	-	Repayable in 8 quarterly instalments of INR 937.5 each from November 2021
23. Central Bank of India	3,750.00	-	Repayable in 4 quarterly instalments of INR 937.5 each from November 2021
24. Bank of India	24,000.00	-	Repayable in 8 quarterly instalments of INR 3,000.00 each from July 2021
25. Bank of Baroda	30,000.00	-	Repayable in 10 quarterly instalments of INR 3,000.00 each from April 2021

Name of Party	As at 31st March 2021	As at 31st March 2020	Terms of Repayment (based on last outstanding)
26. Indian Bank	30,222.95	-	Repayable in 10 quarterly instalments of INR 3,000.00 each from June 2021
27. United Bank of India	16,666.63	-	Repayable in 5 quarterly instalments of INR 3,333.00 each from May 2021
28. Canara Bank	43,180.00	-	Repayable in 10 quarterly instalments of INR 4,318.00 each from June 2021
29. State Bank of India	19,999.85	-	Repayment in single bullet payment on June 30, 2021
30. State Bank of India	34,999.94	-	Repayable in 10 quarterly instalments of INR 3,500.00 each from August 2021
31. Ujjivan Bank	6,500.00	-	Repayable in 5 quarterly instalments of INR 1,300.00 each from September 2021
Adjustments on account of effective rate of interest	(930.71)	(827.18)	
<b>Total</b>	<b>3,82,709.84</b>	<b>1,88,184.37</b>	
<b>Term Loan from Others</b>			
1. Mahindra & Mahindra Financial Services Limited	944.17	2,692.72	Repayable in 6 monthly instalments of INR 162.14 from April 2021
Adjustments on account of effective rate of interest	(1.53)	(4.83)	
<b>Total</b>	<b>942.64</b>	<b>2,687.89</b>	

#### 19 Subordinated Liabilities (At Amortised Cost)

Particulars	As at 31st March 2021	As at 31st March 2020
Subordinated Debt	2,08,973.13	2,30,519.14
Subordinated Debt - Listed*	14,407.40	3,557.87
Tier-I Capital - Perpetual Debt Instruments*	26,131.54	26,090.46
<b>Total</b>	<b>2,49,512.07</b>	<b>2,60,167.47</b>
Borrowings in India	2,49,512.07	2,60,167.47
Borrowings outside India	-	-

\*Includes issue expenses amortised as per EIR.

(a) Subordinated Debt instruments are unsecured, subordinated to the claims of all other creditors with an initial maturity of minimum 5 years. Subordinated Debt aggregating to INR 10,000 (31st March 2020 : INR 10,000) are guaranteed by promoter directors (Mr. Thomas John Muthoot, Mr. Thomas George Muthoot and Mr. Thomas Muthoot) of the Company.

#### (b) Maturity Profile of Subordinated Debt

Particulars	Amount
FY 2021-22	56,902.30
FY 2022-23	43,423.71
FY 2023-24	49,005.09
FY 2024-25	25,991.84
FY 2025-26	15,868.99
FY 2026-27	24,804.50
FY 2027-28	6,002.28
FY 2028-29	1,460.14
Adjustments on account of effective rate of interest	(78.32)
<b>TOTAL</b>	<b>2,23,380.53</b>

(c) Perpetual Debt Instruments are perpetual, unsecured instruments, which have been issued as per RBI guidelines. Unamortised Borrowing Cost on Perpetual Debt Instruments is INR 268.46 (31st March 2020: INR 309.54).

(d) The percentage of PDI to the Tier I Capital of the Company as at 31st March 2021 is 10.77% (31st March 2020 - 13.08%).

**20 Other Financial Liabilities**

Particulars	As at 31st March 2021	As at 31st March 2020
Interest Payable	44,552.94	34,710.87
Expenses Payable	1,723.19	1,589.04
Security deposits received	961.24	839.38
Unpaid matured debt and interest accrued thereon	2,953.63	1,180.40
Others	400.66	2,621.17
<b>Total</b>	<b>50,591.66</b>	<b>40,940.86</b>

**21 Provisions**

Particulars	As at 31st March 2021	As at 31st March 2020
Provision for employee benefits		
- Gratuity	2,537.49	2,163.07
- Provision for compensated absences	286.33	217.82
<b>Total</b>	<b>2,823.83</b>	<b>2,380.89</b>

**22 Other Non-Financial Liabilities**

Particulars	As at 31st March 2021	As at 31st March 2020
Statutory dues payable	1,265.63	3,480.88
Other non financial liabilities	-	-
<b>Total</b>	<b>1,265.63</b>	<b>3,480.88</b>

**MUTHOOT FINCORP LIMITED**

Standalone Notes to financial statements for the year ended 31st March 2021

(Rupees in lakhs, except for share data and unless otherwise stated)

**23 Equity share capital****(a) Authorised share capital:**

<b>Equity Shares</b>		
<b>Particulars</b>	<b>No. of Shares</b>	<b>Amount</b>
<b>At 31st March 2019</b>	20,00,00,000	20,000.00
Add: Increased during the year	-	-
<b>At 31st March 2020</b>	20,00,00,000	20,000.00
Add: Increased during the year	2,50,00,000	2,500.00
<b>At 31st March 2021</b>	22,50,00,000	22,500.00

<b>Preference Shares</b>		
<b>Particulars</b>	<b>No. of Shares</b>	<b>Amount</b>
<b>At 1st April 2019</b>	-	-
Add: Increased during the year	-	-
<b>At 31st March 2020</b>	-	-
Add: Increased during the year	20,00,00,000	20,000.00
<b>At 31st March 2021</b>	20,00,00,000	20,000.00

**(b) Issued capital**

<b>Particulars</b>	<b>No. of Shares</b>	<b>Amount</b>
<b>At 31st March 2019</b>	19,38,00,800	19,380.08
Add: Increased during the year	-	-
<b>At 31st March 2020</b>	19,38,00,800	19,380.08
Add: Increased during the year	-	-
<b>At 31st March 2021</b>	19,38,00,800	19,380.08

**(c) Subscribed and Fully Paid Up Capital**

<b>Particulars</b>	<b>No. of Shares</b>	<b>Amount</b>
<b>At 31st March 2019</b>	19,37,05,560	19,370.56
Add: Increased during the year	-	-
<b>At 31st March 2020</b>	19,37,05,560	19,370.56
Add: Increased during the year	-	-
<b>At 31st March 2021</b>	19,37,05,560	19,370.56

**(d) Terms/ rights attached to equity shares :**

The Company has only one class of equity shares having a face value of INR 10. Each holder of equity share is entitled to one vote per share. All shares rank pari passu with regard to dividend and repayment of capital. In the event of liquidation of Company, the holder of equity shares will be entitled to receive any of the remaining assets of the Company, after distribution of all preferential amounts.



**(e) Shareholder's having more than 5% equity shareholding in the Company**

Particulars	As at	As at
	31st March 2021	31st March 2020
	No. of shares and % of holding	
Mr. Thomas John Muthoot	5,08,43,764 - 26.25%	5,08,43,764 - 26.25%
Mr. Thomas George Muthoot	5,08,43,764 - 26.25%	5,08,43,764 - 26.25%
Mr. Thomas Muthoot	5,08,43,769 - 26.25%	5,08,43,769 - 26.25%
Ms. Preeti John Muthoot	1,35,25,989 - 6.98%	1,35,25,989 - 6.98%
Ms. Nina George	1,35,25,961 - 6.98%	1,35,25,961 - 6.98%
Ms. Remy Thomas	1,35,25,988 - 6.98%	1,35,25,988 - 6.98%

**24 Other Equity**

Particulars	As at	As at
	31st March 2021	31st March 2020
Securities Premium	38,129.85	38,129.85
Statutory Reserve (pursuant to Section 45-IC of the RBI Act, 1934)	48,966.68	41,575.93
Retained Earnings	1,14,177.75	84,614.75
Other Comprehensive income	99,433.97	1,11,746.99
<b>Total</b>	<b>3,00,708.24</b>	<b>2,76,067.53</b>

**24.2 Nature and purpose of reserve****Securities Premium**

Securities premium is used to record the premium on issue of shares. This can be utilised only for limited purposes such as issuance of bonus shares in accordance with the provisions of the Companies Act, 2013.

**Statutory Reserve**

Statutory Reserve represents the Reserve Fund created under Section 45-IC of the Reserve Bank of India Act, 1934. Accordingly, an amount representing 20% of Profit for the period is transferred to the Reserve for the year.

**Debenture Redemption Reserve**

The Companies (Share Capital and Debentures) Rules, 2014 was amended vide Notification F. No. 01/04/2013-CL-V- Part-III dated 16th August, 2019, by which listed NBFCs registered with Reserve Bank of India under section 45-IA of the RBI Act was no longer required to maintain the Debenture Redemption Reserve specified under the said Rules. As the Company has its debentures listed with the Bombay Stock Exchange, the requirement of maintaining the Debenture Redemption Reserve no longer exists, and hence, the balance in the Debenture Redemption Reserve was written back to Retained Earnings.

**Retained Earnings**

This Reserve represents the cumulative profits of the Company. This is a free reserve which can be utilised for any purpose as may be required.

**MUTHOOT FINCORP LIMITED**

Standalone Notes to financial statements for the year ended 31st March 2021

(Rupees in lakhs, except for share data and unless otherwise stated)

**25 Interest Income (On Financial Assets measured at Amortised Cost)**

Particulars	For the Year Ended 31st March 2021	For the Year Ended 31st March 2020
Interest on Loans	2,97,900.63	2,38,500.75
Interest Income from Investments	258.66	-
Interest on Deposit with Banks	316.94	381.05
Other Interest Income	-	429.74
<b>Total</b>	<b>2,98,476.23</b>	<b>2,39,311.54</b>

**26 Others**

Particulars	For the Year Ended 31st March 2021	For the Year Ended 31st March 2020
Income from Money transfer	636.70	1,398.91
Income From Forex Operations	118.34	262.87
Income From Power Generation	974.21	996.20
Income from Investment	334.34	-
Other Income	23.02	122.83
<b>Total</b>	<b>2,086.62</b>	<b>2,780.81</b>

**27 Finance Costs**

Particulars	For the Year Ended 31st March 2021	For the Year Ended 31st March 2020
Interest on Borrowings	97,779.39	94,097.55
Interest on Debt Securities	28,190.45	9,407.85
Interest on Subordinate Liabilities	29,307.89	23,773.95
Interest on Lease Liabilities	4,600.09	5,425.38
Other Charges	6,820.27	4,654.09
<b>Total</b>	<b>1,66,698.09</b>	<b>1,37,358.83</b>

**28 Impairment on Financial Instruments**

Particulars	For the Year Ended 31st March 2021	For the Year Ended 31st March 2020
<b>Of Assets measured at Amortised Cost</b>		
Provision for impairment on loan assets	1,429.00	1,841.50
Loans Written Off	3,612.90	4,911.00
<b>Of Assets measured at Fair Value through Other Comprehensive Income</b>		
Provision for impairment on Investments	-	1,207.44
<b>Total</b>	<b>5,041.91</b>	<b>7,959.93</b>

**29 Net Loss / (Gain) on fair value changes**

Particulars	For the Year Ended 31st March 2021	For the Year Ended 31st March 2020
(A) Net gain/ (loss) on financial instruments at fair value through profit or loss		
(i) On trading portfolio		
- Investments	53.91	(160.97)
<b>Total Net gain/(loss) on fair value changes</b>	<b>53.91</b>	<b>(160.97)</b>
Fair Value changes:		
- Realised	-	(105.89)
- Unrealised	53.91	(55.08)
<b>Total Net gain/(loss) on fair value changes</b>	<b>53.91</b>	<b>(160.97)</b>

(a) Fair value changes in this schedule are other than those arising on account of accrued interest income/expense.

**30 Employee benefits expenses**

Particulars	For the Year Ended 31st March 2021	For the Year Ended 31st March 2020
Salaries and Wages	41,338.68	42,556.41
Contributions to Provident and Other Funds	2,337.37	2,207.34
Incentives	1,493.70	2,184.78
Bonus & Exgratia	1,602.64	1,159.42
Staff Welfare Expenses	1,748.67	754.19
<b>Total</b>	<b>48,521.07</b>	<b>48,862.15</b>

**31 Depreciation expense**

Particulars	For the Year Ended 31st March 2021	For the Year Ended 31st March 2020
Depreciation of Tangible Assets	6,838.05	6,182.37
Amortization of Intangible Assets	442.60	336.96
Depreciation of Right of Use Assets	15,356.24	14,480.13
<b>Total</b>	<b>22,636.89</b>	<b>20,999.45</b>

(a) Amortisation of Prepaid Lease expenses on account of Security Deposits advanced for leasehold premises amounting to INR 545.37 which was included under Rent, taxes and energy costs as at March 31, 2020 has been regrouped to Depreciation of Right of Use Assets.

**32 Other Expenses**

Particulars	For the Year Ended 31st March 2021	For the Year Ended 31st March 2020
Rent, taxes and energy costs	3,880.29	4,940.61
Repairs and maintenance	2,776.96	2,899.27
Advertisement and publicity	7,882.59	3,286.98
Communication costs	3,438.33	2,937.50
Printing and Stationery	872.40	998.12
Legal & Professional Charges	3,615.81	4,270.29
Insurance	688.21	387.11
Auditor's fees and expenses	36.32	30.94
Director's fees, allowances and expenses	152.06	152.60
Security Charges	4,328.99	3,829.59
Travelling and Conveyance	1,653.32	2,422.09
Donations & CSR Expenses	761.14	314.37
Other Expenditure	803.01	550.45
<b>Total</b>	<b>30,889.42</b>	<b>27,019.93</b>

**(a) Auditors Remuneration**

Particulars	For the Year Ended 31st March 2021	For the Year Ended 31st March 2020
<b>As auditor</b>		
Statutory Audit fees	25.00	17.00
Tax Audit fees	2.00	2.50
<b>For other services</b>		
Certification and other matters	7.73	10.15
<b>For reimbursement of expenses</b>		
Out of pocket expenses	-	0.14
<b>Total</b>	<b>34.73</b>	<b>29.79</b>

*Above figures are exclusive of GST*

**(b) CSR Expenditure**

As required under Section 135 of the Companies Act, 2013, the Company was required to spend INR 464.74 in the reporting year in pursuance of its Corporate Social Responsibility Policy, being two per cent of the average net profits of the company made during the three immediately preceding financial years. The Company has during the year, spent a total of INR 707.79 towards CSR expenditure. There is no accumulated shortfall in the amount required to be spent as on 31st March, 2021.

(c) Donations made by the Company include political contributions amounting to INR 35.00 during the year ended 31st March 2021 (Year ended 31st March 2020 : 0.10).

(d) Amortisation of Prepaid Lease expenses on account of Security Deposits advanced for leasehold premises amounting to INR 545.37 which was included under Rent, taxes and energy costs as at March 31, 2020 has been regrouped to Depreciation of Right of Use Assets.

### 33 Earnings Per Share

Basic earnings per share (EPS) is calculated by dividing the net profit for the year attributable to equity holders of Company by the weighted average number of equity shares outstanding during the year.

Diluted EPS is calculated by dividing the net profit attributable to equity holders of the company (after adjusting for interest on the convertible preference shares and interest on the convertible bond, in each case, net of tax, if any) by the weighted average number of equity shares outstanding during the year plus the weighted average number of equity shares that would be issued on the conversion of all the dilutive potential ordinary shares into ordinary shares.

Particulars	For the Year Ended 31st March 2021	For the Year Ended 31st March 2020
<b>Net profit attributable to ordinary equity holders</b>	36,953.74	21,907.51
<b>Weighted average number of ordinary shares for basic earnings per share</b>	19,37,05,560	19,37,05,560
Effect of dilution:		
<b>Weighted average number of ordinary shares adjusted for effect of dilution</b>	19,37,05,560	19,37,05,560
<b>Earnings per share</b>		
<b>Basic Earnings per share</b>	19.08	11.31
<b>Diluted Earnings per share</b>	19.08	11.31

## MUTHOOT FINCORP LIMITED

Standalone Notes to financial statements for the year ended 31st March 2021

(Rupees in lakhs, except for share data and unless otherwise stated)

### 34 Income Tax

The components of income tax expense for the year ended 31st March, 2021 and year ended 31st March, 2020 are:

Particulars	For the Year Ended 31st March 2021	For the Year Ended 31st March 2020
Current Income tax expense	13,504.00	9,463.18
Deferred tax relating to origination and reversal of temporary differences	(1,000.55)	(942.38)
<b>Total tax expense reported in statement of profit and loss</b>	<b>12,503.45</b>	<b>8,520.81</b>
<b>OCI Section</b>		
Deferred tax related to items recognised in OCI during the period:		
Net gain / (loss) on equity instruments measured through other comprehensive income	(3,703.03)	(1,902.75)
Remeasurement of the defined benefit liabilities	(16.70)	(17.49)
<b>Income tax charged to OCI</b>	<b>(3,719.73)</b>	<b>(1,920.25)</b>

#### Reconciliation of Income tax expense:

The income tax charge shown in the statement of profit and loss differ from the income tax charge that would apply if all the profits had been charged at India corporate tax rate. A reconciliation between the income tax expense and the accounting profit multiplied by India's domestic tax rate for the year ended 31st March 2021 and year ended 31st March 2020 is, as follows:

Particulars	For the Year Ended 31st March 2021	For the Year Ended 31st March 2020
Accounting profit before tax	49,457.19	30,428.32
<b>At India's statutory income tax rate of 25.168%* (2020: 25.168%*)</b>	<b>12,447.38</b>	<b>7,658.20</b>
<b>Adjustments in respect of current income tax of previous year</b>		
(i) Expenses disallowed under the Income Tax Act	1,062.29	1,810.66
(ii) Income to the extent exempt under the Income Tax Act	(5.68)	(5.67)
<b>Current Income Tax expense reported in the statement of profit or loss</b>	<b>13,504.00</b>	<b>9,463.18</b>
<b>Effective Income Tax Rate</b>	<b>27.30%</b>	<b>31.10%</b>

\*The Company has exercised the option permitted under Section 115BAA of the Income Tax Act, 1961 as introduced by the Taxation Laws (Amendment) Ordinance, 2019.

The following table shows deferred tax recorded in the balance sheet and changes recorded in the Income tax expense:

	Deferred tax assets	Deferred tax liabilities	Statement of profit and loss	OCI
	As at 31st March 2021	As at 31st March 2021	2020-21	2020-21
Opening Balance		<b>29,440.60</b>		
Fixed asset: Timing difference on account of Depreciation and Amortisation	592.07	-	(592.07)	-
Bonus Disallowed due to non-payment	40.44	-	(40.44)	-
Provision for gratuity	25.69	-	(25.69)	-
Provision for Leave Encashment	17.24	-	(17.24)	-
Impairment allowances on financial assets	-	-	-	-
Fair Valuation of Financial Assets	4,681.36	-	(978.32)	(3,703.03)
Financial liabilities measured at amortised cost	-	402.69	402.69	-
Financial assets measured at amortised cost	-	233.83	233.83	-
Actuarial gain/loss on Employee benefits	-	-	16.70	(16.70)
<b>Total</b>	<b>5,356.80</b>	<b>30,077.12</b>	<b>(1,000.55)</b>	<b>(3,719.73)</b>

	Deferred tax assets	Deferred tax liabilities	Statement of profit and loss	OCI
	As at 31st March 2020	As at 31st March 2020	2019-20	2019-20
Opening Balance		<b>48,271.18</b>		
Restatement on account of change in corporate tax rate	-	(15,967.96)	-	-
Fixed asset: Timing difference on account of Depreciation and Amortisation	400.45	-	(400.45)	-
Bonus Disallowed due to non-payment	63.32	-	(63.32)	-
Provision for gratuity	139.04	-	(139.04)	-
Provision for Leave Encashment	-26.48	-	26.48	-
Impairment allowances on financial assets	366.04	-	(366.04)	-
Fair Valuation of Financial Assets	1,902.75	-	-	(1,902.75)
Actuarial gain/loss on Employee benefits	17.49	-	-	(17.49)
<b>Total</b>	<b>2,862.61</b>	<b>32,303.21</b>	<b>(942.38)</b>	<b>(1,920.25)</b>

## MUTHOOT FINCORP LIMITED

Standalone Notes to financial statements for the year ended 31st March 2021

(Rupees in lakhs, except for share data and unless otherwise stated)

### 35 Retirement Benefit Plan

#### Defined Contribution Plan

The Company makes contributions to Provident Fund & Employee State Insurance which are defined contribution plans for qualifying employees. The amounts recognized for the aforesaid contributions in the statement of profit and loss are shown below:

Particulars	As at 31st March 2021	As at 31st March 2020
Contributions to Provident Fund	1,724.88	1,451.37
Contributions to Employee State Insurance	605.92	746.08
<b>Defined Contribution Plan</b>	<b>2,330.80</b>	<b>2,197.45</b>

#### Defined Benefit Plan

The Company has a defined benefit gratuity plan. The gratuity plan is governed by the Payment of Gratuity Act, 1972. Every employee who has completed five years or more of service gets a gratuity on leaving the service of the company at 15 days salary (last drawn salary) for each completed year of service.

The following tables summaries the components of net benefit expense recognized in the statement of profit and loss and the funded status and amounts recognized in the balance sheet for the gratuity plan.

Particulars	As at 31st March 2021	As at 31st March 2020
Present value of funded obligations	2,537.49	2,163.07
Fair value of planned assets	824.57	545.61
<b>Defined Benefit obligation/(asset)</b>	<b>3,362.06</b>	<b>2,708.68</b>

#### Post employment defined benefit plan

Net benefit expense recognised in statement of profit and loss	As at 31st March 2021	As at 31st March 2020
Current service cost	422.51	394.60
Net Interest on net defined benefit liability/ (asset)	113.22	88.32
<b>Net benefit expense</b>	<b>535.73</b>	<b>482.92</b>

#### Balance Sheet

Details of changes in present value of defined benefit obligations as follows:

Particulars	As at 31st March 2021	As at 31st March 2020
Defined benefit obligation at the beginning of the year	2,163.07	1,834.80
Current service cost	422.51	394.60
Interest cost on benefit obligations	151.41	146.78
Actuarial (Gain) / Loss on Total Liabilities	41.90	30.71
Benefits paid	(241.40)	(243.82)
<b>Benefit obligation at the end of the year</b>	<b>2,537.49</b>	<b>2,163.07</b>



**Details of changes fair value of plan assets are as follows: -**

<b>Particulars</b>	<b>As at 31st March 2021</b>	<b>As at 31st March 2020</b>
Fair value of plan assets at the beginning of the year	545.61	730.77
Actual Return on Plan Assets	13.73	19.66
Employer contributions	506.63	39.00
Benefits paid	(241.40)	(243.82)
<b>Fair value of plan assets as at the end of the year</b>	<b>824.57</b>	<b>545.61</b>

<b>Remeasurement gain/ (loss) in other comprehensive income (OCI)</b>	<b>As at 31st March 2021</b>	<b>As at 31st March 2020</b>
Actuarial gain/(loss) on obligation		
<i>Experience adjustments</i>	105.07	96.56
<i>Return on Plan assets, excluding amount included in net interest on the net defined benefit liability/(asset)</i>	(24.46)	(38.80)
Actuarial changes arising from changes in financial assumptions	(146.97)	(127.27)
<b>Actuarial gain / (loss) (through OCI)</b>	<b>(66.36)</b>	<b>(69.51)</b>

The principal assumptions used in determining gratuity obligations for the Company's plans are shown below:

<b>Particulars</b>	<b>As at 31st March 2021</b>	<b>As at 31st March 2020</b>
Salary Growth Rate	3.00%	0.00%
Discount Rate	6.65%	7.00%
Withdrawal Rate	5.00%	5.00%
Mortality	100% of IALM 2006-2008	100% of IALM 2006-2008
Interest rate on net DBO	7.00%	7.00%
Expected average remaining working life	27.13	27.73

**Investments quoted in active markets:**

<b>Particulars</b>	<b>As at 31st March 2021</b>	<b>As at 31st March 2020</b>
Equity instruments	-	-
Debt instruments	-	-
Real estate	-	-
Derivatives	-	-
Investment Funds with Insurance Company	100.00%	100.00%
<i>Of which, Unit Linked</i>	-	-
<i>Of which, Traditional/ Non-Unit Linked</i>	100.00%	100.00%
Asset-backed securities	-	-
Structured debt	-	-
Cash and cash equivalents	-	-
<b>Total</b>	<b>100.00%</b>	<b>100.00%</b>

A quantitative sensitivity analysis for significant assumptions as at 31st March 2021 and 31st March 2020 are as shown below:

Assumptions	Sensitivity Level	As at 31st March 2021		As at 31st March 2020	
Discount Rate	Increase by 1%		2,320.58		1,980.45
Discount Rate	Decrease by 1%		2,792.45		2,377.52
Further Salary Increase	Increase by 1%		2,799.51		2,384.90
Further Salary Increase	Decrease by 1%		2,311.49		1,971.67
Employee turnover	Increase by 1%		2,615.55		2,236.91
Employee turnover	Decrease by 1%		2,446.73		2,077.24
Mortality Rate	Increase in expected lifetime by 1 year		2,529.10		2,155.98
Mortality Rate	Increase in expected lifetime by 3 years		2,514.62		2,143.78

The weighted average duration of the defined benefit obligation as at 31st March 2021 is 10 years (2020: 10 years).

Gratuity liability is funded through a Gratuity Fund managed by Life Insurance Corporation of India Ltd.

The estimates of future salary increases, considered in actuarial valuation, take account of inflation, seniority, promotion and other relevant factors, such as supply and demand in the employment market.

The principal assumptions used in determining leave encashment obligations for the Company's plans are shown below:

*The discount rate is based on the prevailing market yields of Government of India securities as at the balance sheet date for the estimated term of the obligations.*

*The estimate of future salary increases considered, takes into account the inflation, seniority, promotion, increments and other relevant factors.*

## MUTHOOT FINCORP LIMITED

Standalone Notes to financial statements for the year ended 31st March 2021

(Rupees in lakhs, except for share data and unless otherwise stated)

### 36 Maturity analysis of assets and liabilities

The table below shows an analysis of assets and liabilities analysed according to when they are expected to be recovered or settled. Loans and advances to customers, the Company uses the same basis of expected repayment behaviour as used for estimating the EIR. Issued debt reflect the contractual coupon amortisation.

Particulars	As at 31st March 2021			As at 31st March 2020		
	Within 12 months	After 12 months	Total	Within 12 months	After 12 months	Total
<b>Assets</b>						
<b>Financial assets</b>						
Cash and cash equivalents	40,917.19	-	40,917.19	30,017.28	-	30,017.28
Bank Balance other than above	16,326.10	-	16,326.10	984.69	-	984.69
Trade receivables	1,819.94	-	1,819.94	2,918.88	-	2,918.88
Loans	18,16,249.60	29,048.54	18,45,298.14	13,54,807.32	36,994.74	13,91,802.06
Investments	2,957.96	1,58,845.63	1,61,803.59	2,239.80	1,75,931.19	1,78,170.99
Other financial assets	10,989.12	8,270.44	19,259.56	3,940.10	11,507.36	15,447.46
<b>Non-financial Assets</b>						
Current tax assets (net)	676.03	-	676.03	-	-	-
Investment Property	-	30,236.55	30,236.55	-	30,236.55	30,236.55
Property, plant and equipment	-	41,313.73	41,313.73	-	45,322.31	45,322.31
Other intangible assets	-	833.76	833.76	-	437.68	437.68
Right-of-use assets	11,247.26	32,280.69	43,527.94	9,043.41	35,958.39	45,001.80
Other non financial assets	30,687.80	1,328.01	32,015.82	4,760.51	24,790.65	29,551.15
<b>Total assets</b>	<b>19,31,871.01</b>	<b>3,02,157.34</b>	<b>22,34,028.35</b>	<b>14,08,711.99</b>	<b>3,61,178.87</b>	<b>17,69,890.86</b>
<b>Liabilities</b>						
<b>Financial Liabilities</b>						
Trade payables	1,770.85	-	1,770.85	36,880.16	-	36,880.16
Debt Securities	1,93,480.81	2,43,105.64	4,36,586.45	22,165.53	63,947.79	86,113.32
Borrowings (other than debt security)	9,22,031.44	1,76,805.40	10,98,836.85	6,72,834.44	2,95,478.83	9,68,313.27
Lease Liability	8,798.35	39,043.55	47,841.90	12,842.16	33,605.60	46,447.77
Subordinated Liabilities	56,901.59	1,92,610.48	2,49,512.07	33,160.22	2,27,007.25	2,60,167.47
Other Financial liabilities	22,823.39	27,768.27	50,591.66	21,965.86	18,975.00	40,940.86
<b>Non-financial Liabilities</b>						
Current tax liabilities (net)	-	-	-	287.56	-	287.56
Provisions	194.00	2,629.82	2,823.83	162.88	2,218.01	2,380.89
Deferred tax liabilities (net)	-	24,720.32	24,720.32	-	29,440.60	29,440.60
Other non-financial liabilities	1,265.63	-	1,265.63	3,480.88	-	3,480.88
<b>Total Liabilities</b>	<b>12,07,266.06</b>	<b>7,06,683.49</b>	<b>19,13,949.55</b>	<b>8,03,779.69</b>	<b>6,70,673.08</b>	<b>14,74,452.77</b>
<b>Net</b>	<b>7,24,604.95</b>	<b>(4,04,526.15)</b>	<b>3,20,078.80</b>	<b>6,04,932.29</b>	<b>(3,09,494.21)</b>	<b>2,95,438.08</b>

**MUTHOOT FINCORP LIMITED**

Standalone Notes to financial statements for the year ended 31st March 2021

(Rupees in lakhs, except for share data and unless otherwise stated)

**37 Change in liabilities arising from financing activities**

Particulars	As at 1st April 2020	Cash Flows	Ind AS 116 - Lease Liabilities	Others	As at 31st March 2021
Debt Securities	86,113.32	3,51,819.14	-	(1,346.01)	4,36,586.45
Borrowings other than debt securities	9,68,313.27	1,29,857.03	-	666.55	10,98,836.85
Lease Liabilities	46,447.77	(16,609.79)	18,003.93	-	47,841.90
Subordinated Liabilities	2,60,167.47	(10,780.60)	-	125.19	2,49,512.07
<b>Total liabilities from financing activities</b>	<b>13,61,041.83</b>	<b>4,54,285.79</b>	<b>18,003.93</b>	<b>(554.27)</b>	<b>18,32,777.27</b>

Particulars	As at 1st April 2019	Cash Flows	Ind AS 116 - Lease Liabilities	Others	As at 31st March 2020
Debt Securities	24,119.00	62,612.47	-	(618.15)	86,113.32
Borrowings other than debt securities	8,26,360.14	1,42,795.98	-	(842.85)	9,68,313.27
Lease Liabilities	-	(16,572.01)	63,019.77	-	46,447.77
Subordinated Liabilities	2,73,028.69	(12,905.79)	-	44.58	2,60,167.47
<b>Total liabilities from financing activities</b>	<b>11,23,507.83</b>	<b>1,75,930.65</b>	<b>63,019.77</b>	<b>(1,416.42)</b>	<b>13,61,041.83</b>

## MUTHOOT FINCORP LIMITED

Standalone Notes to financial statements for the year ended 31st March 2021

(Rupees in lakhs, except for share data and unless otherwise stated)

### 38. Contingent Liabilities (to the extent not provided for)

Particulars	As at 31st March 2021	As at 31st March 2020
<b>(i) Contingent Liabilities</b>		
<b>Claims against the Company not acknowledged as debt</b>		
(i) Income Tax Demands	6,334.02	6,327.34
(ii) Service Tax Demands	5,106.18	3,600.90
(iii) Value Added Tax Demands	1,432.70	1,432.70
(iv) Bank Guarantees	36.69	92.09
(v) Cash Margin on Securitisation	-	2,258.62

(vi) Some of the branches of the Company had received notices under the Kerala Money Lenders Act, 1958, for registration. The Company has challenged the same and currently the matter is before the Hon'ble Supreme Court. The Hon'ble Supreme Court has granted an interim stay till the disposal of the appeal. Pending the resolution of the same, no adjustments have been made in the financial statements for the required license fee and Security deposits.

(vii) The Company has filed a Writ Petition before the Honourable High Court of Madras on 30th July, 2019 challenging the Order passed by the Income Tax Settlement Commission, Chennai Bench abating the proceedings before it relating to the Settlement Application filed by the Company dated December 17, 2017 ("Settlement Application"); and praying for stay on proceedings initiated by the Joint Commissioner of Income Tax (OSD), Central Circle, Thiruvananthapuram post abatement of proceedings by the Settlement Commission. The tax and interest due on the issues forming part of the Settlement Application totaled to ₹7,406 lakh. The Settlement Application related to notices received under Section 147 of the Income Tax Act, as per which the income chargeable to tax for the Financial Years 2011-12 to 2016-17 of MFL had escaped assessment, and Section 153A of the Income Tax Act, as per which MFL was required to prepare true and correct return of which MFL was assessable for the Assessment Years 2011-2012 to 2016-2017. The proceedings before the High Court of Madras is currently pending.

## MUTHOOT FINCORP LIMITED

Standalone Notes to financial statements for the year ended 31st March 2021

(Rupees in lakhs, except for share data and unless otherwise stated)

### 39 Related Party Disclosures

#### Names of Related parties with whom transaction has taken place

##### (A) Subsidiaries

- 1 Muthoot Microfin Limited
- 2 Muthoot Housing Finance Company Limited
- 3 Muthoot Pappachan Technologies Limited

##### (B) Key Management Personnel

##### Designation

- |                               |  |
|-------------------------------|--|
| 1 Thomas John Muthoot         | Managing Director                              |
| 2 Thomas George Muthoot       | Director                                       |
| 3 Thomas Muthoot              | Wholetime Director Cum Chief Financial Officer |
| 4 Preethi John Muthoot        | Director                                       |
| 5 Kurian Peter Arattukulam    | Director                                       |
| 6 Vikraman Ampalakkat         | Director                                       |
| 7 Thuruthiyil Devassia Mathai | Company Secretary                              |

##### (C) Enterprises owned or significantly influenced by key management personnel or their relatives

- 1 MPG Hotels and Infrastructure Ventures Private Limited
- 2 Muthoot Automotive (India) Private Limited
- 3 Muthoot Automobile Solutions Private Limited
- 4 Muthoot Capital Services Limited
- 5 Muthoot Motors Private Limited
- 6 Muthoot Risk Insurance and Broking Services Private Limited
- 7 Muthoot Pappachan Chits (India) Private Limited
- 8 Muthoot Exim Private Limited
- 9 Muthoot Kuries Private Limited
- 10 MPG Security Group Private Limited
- 11 Muthoot Estate Investments
- 12 Muthoot Motors (Cochin)
- 13 Muthoot Pappachan Foundation
- 14 M-Liga Sports Excellence Private Limited
- 15 Thinking Machine Media Private Limited

##### (D) Relatives of Key Management Personnel

- 1 Janamma Thomas
- 2 Nina George
- 3 Remmy Thomas
- 4 Thomas M John
- 5 Suzannah Muthoot
- 6 Hannah Muthoot
- 7 Tina Suzanne George
- 8 Ritu Elizabeth George
- 9 Shweta Ann George

**Related Party transactions during the year:**

Particulars	Key Management Personnel & Directors		Relatives of Key Management Personnel		Entities over which Key Management Personnel and their relatives are able to exercise significant influence		Subsidiaries	
	Year Ended 31st March 2021	Year Ended 31st March 2020	Year Ended 31st March 2021	Year Ended 31st March 2020	Year Ended 31st March 2021	Year Ended 31st March 2020	Year Ended 31st March 2021	Year Ended 31st March 2020
<b>Revenue</b>								
Auction of Gold Ornaments	-	-	-	-	1,270.97	1,918.82	-	-
Commission Received	-	-	-	-	1,003.61	1,229.81	210.57	885.32
Processing Fee received	-	15.00	-	-	0.73	0.75	-	-
Rent received	-	-	-	-	276.24	304.87	145.59	135.08
Revenue from Travel Services	-	-	-	-	5.56	6.54	7.59	73.42
Sale of Used Assets	-	-	-	-	-	-	-	3.15
Delayed Interest received	-	-	-	-	3.58	-	-	-
Interest accrued on loans & advances	2,388.00	2,386.26	-	-	30.15	16.10	109.50	219.00
<b>Expense</b>								
Commission Paid	132.00	132.00	-	-	72.14	3.43	235.70	576.98
Interest paid	431.35	350.54	62.97	42.04	309.78	334.64	-	-
Hotel Service payments	-	-	-	-	32.93	54.41	-	-
Professional & Consultancy Charges	-	-	-	-	2,092.00	1,773.55	1,423.39	1,459.80
Purchase of Gold / Silver Coins	-	-	-	-	16.86	13.23	-	-
Reimbursement of Expenses	-	-	-	-	(81.77)	(12.58)	(12.14)	(14.44)
Rent paid	101.47	101.36	-	-	15.17	13.50	-	-
Purchase of Used Assets	-	-	-	-	-	-	-	-
Remuneration Paid	2,196.94	2,200.04	23.49	18.90	-	-	-	-
Sitting Fee paid	7.50	8.00	-	-	-	-	-	-
Marketing Expense	-	-	-	-	1.08	-	-	-
Collection Charges	-	-	-	-	12.98	-	-	-
Repairs and maintenance	-	-	-	-	19.46	-	-	-
<b>Asset</b>								
Advance for CSR Activities	-	-	-	-	677.39	285.11	-	-
Investment made in Equity	-	-	-	-	9.00	-	-	2,500.02
Loans Advanced	-	19,900.00	-	-	290.00	300.00	-	-
Loan repayments received	-	(19,900.00)	-	-	(239.64)	(125.26)	(1,365.00)	-
Refund received against advance for property	-	-	-	-	-	(19,600.00)	-	-
<b>Liability</b>								
Advance received towards Owners share	-	-	-	-	241.00	210.13	-	-
ICD accepted	-	-	-	-	-	7,500.00	-	-
ICD repaid	-	-	-	-	-	(7,500.00)	-	-
Investment in Debt Instruments	260.30	-	175.50	307.00	-	-	-	-
Redemption of Investment in Debt Securities	-	-	(156.00)	-	-	-	-	-
Security Deposit Accepted	-	-	-	-	55.48	0.55	2.39	2.80
Security Deposit Repaid	-	-	-	-	(40.26)	(3.73)	(8.67)	(1.48)

**Balance outstanding as at the year end:**

Particulars	Key Management Personnel		Relatives of Key Management Personnel		Entities over which Key Management Personnel and their relatives are able to exercise significant influence		Subsidiaries	
	Year Ended 31st March 2021	Year Ended 31st March 2020	Year Ended 31st March 2021	Year Ended 31st March 2020	Year Ended 31st March 2021	Year Ended 31st March 2020	Year Ended 31st March 2021	Year Ended 31st March 2020
<b>Asset</b>								
Advance for CSR Activities	-	-	-	-	-	30.40	-	-
Advance for Property/Shares	1,588.53	1,588.53	133.87	133.87	27,277.77	27,277.77	-	-
Advance received towards Owners share	-	-	-	-	221.01	210.13	-	-
Commission Receivable	-	-	-	-	22.37	229.23	16.16	63.44
Expense Reimbursements Receivable	-	-	-	-	0.86	2.84	0.01	1.28
Interest on Loan Receivable	61.55	61.55	-	-	3.71	1.15	-	49.01
Loans Advanced	19,900.00	19,900.00	-	-	290.00	239.64	-	1,365.00
Other Receivable	-	-	-	-	-	-	-	4.88
Rent Receivable	-	-	-	-	8.33	34.51	2.89	12.47
Travel Service Receivables	1.12	-	-	-	2.09	8.32	3.54	3.57
<b>Liability</b>								
Collection balance payable	-	78.27	-	-	6.93	6.36	-	-
Commission Payable	-	-	-	-	2.33	-	29.75	259.49
Interest Payable	0.96	-	21.66	8.76	0.56	0.25	-	-
Rent Payable	-	-	-	-	0.90	-	-	-
Remuneration Payable	-	5.63	-	-	-	-	-	-
Investment in Debt Instruments	267.30	-	332.97	313.47	51.40	-	-	-
PDI issued	3,845.00	20.00	355.00	-	3,015.00	-	-	-
Professional & Consultancy Charges payable	-	-	-	-	53.69	4.23	8.24	-
Security Deposit received	-	-	-	-	57.63	56.85	47.02	53.30
Other Payable	-	-	-	-	3.18	2.27	-	-

**Note**

a) Related parties have been identified on the basis of the declaration received by the management and other records available.

**Compensation of key management personnel of the Company:**

Key management personnel are those individuals who have the authority and responsibility for planning and exercising power to directly or indirectly control the activities of the Company and its employees. The Company considers the members of the Board of Directors which include independent directors (and its sub-committees) to be key management personnel for the purposes of IND AS 24 Related Party Disclosures.

Particulars	Year Ended 31st March 2021	Year Ended 31st March 2020
Short-term employee benefits	2,204.44	2,208.04
Post-employment benefits	-	-
<b>Total compensation paid to key managerial personnel</b>	<b>2,204.44</b>	<b>2,208.04</b>



## MUTHOOT FINCORP LIMITED

Standalone Notes to financial statements for the year ended 31st March 2021

(Rupees in lakhs, except for share data and unless otherwise stated)

### 40 Capital

#### Capital Management

The primary objective of the Company's capital management policy is to ensure that the Company complies with externally imposed capital requirements and maintains healthy credit ratings and capital ratios in order to support its business and to maximize shareholder value.

Being an NBFC-SI, the RBI requires the Company to maintain a minimum capital to risk weighted assets ratio ("CRAR") consisting of a minimum Tier I Capital of 12% and a combined Tier I & Tier II Capital of 15% of our aggregate risk weighted assets. The capital management process of the Company ensures to maintain a healthy CRAR at all the times. The management is actively engaged in process of infusing capital to enhance the capital structure of the Company to augur further growth and is confident of improving the capital adequacy in the near future.

<b>Regulatory capital</b>	<b>As at 31st March 2021</b>	<b>As at 31st March 2020</b>
Tier I Capital	2,42,659	2,01,875
Tier II Capital	95,463	1,00,938
<b>Total capital</b>	<b>3,38,122</b>	<b>3,02,813</b>
<b>Risk weighted assets</b>	<b>20,06,635</b>	<b>15,47,762</b>
<b>CRAR</b>		
Tier I Capital (%)	12.09%	13.04%
Tier II Capital (%)	4.76%	6.52%

Tier I Capital comprises of share capital, share premium, reserves, retained earnings including current year profits and perpetual debt instruments subject to permissible limits. Certain adjustments are made to Ind AS-based results and reserves, in order to ensure compliance with the directions of the Reserve Bank of India. Tier II Capital consists primarily of Subordinated Debt Instruments, subject to permissible limits as per the directions of the Reserve Bank of India.

## MUTHOOT FINCORP LIMITED

Standalone Notes to financial statements for the year ended 31st March 2021

(Rupees in lakhs, except for share data and unless otherwise stated)

### 41 Fair Value Measurement

Fair value is the price that would be received to sell an asset or paid to transfer a liability in an orderly transaction in the principal (or most advantageous) market at the measurement date under current market conditions (i.e., an exit price), regardless of whether that price is directly observable or estimated using a valuation technique. In order to show how fair values have been derived, financial instruments are classified based on a hierarchy of valuation techniques.

#### Fair Value Hierarchy of assets and liabilities

The following table shows an analysis of financial instruments recorded at fair value by level of the fair value hierarchy as at March 31, 2021:

Particulars	At FVTPL			
	Level-1	Level-2	Level-3	Total
Investment in JM Financial India Fund II	106.90	-	-	106.90

Particulars	At FVTOCI			
	Level-1	Level-2	Level-3	Total
Investment in Muthoot Microfin Limited	-	1,40,748.12	-	1,40,748.12
Investment in Muthoot Pappachan Chits Private Limited	-	6.52	-	6.52
Investment in Avenues India Private Limited	-	477.48	-	477.48
Investment in Fair Asset Technologies (P) Limited	-	703.59	-	703.59
Investment in Equity Shares (DP account with Motilal Oswal)	1,038.94	-	-	1,038.94
Investment in PMS - Motilal Oswal	631.11	-	-	631.11
Investment In The Thinking Machine Media Private Limited	-	9.00	-	9.00

The following table shows an analysis of financial instruments recorded at fair value by level of the fair value hierarchy as at March 31, 2020:

Particulars	At FVTPL			
	Level-1	Level-2	Level-3	Total
Investment in JM Financial India Fund II	121.80	-	-	121.80

Particulars	At FVTOCI			
	Level-1	Level-2	Level-3	Total
Investment in Muthoot Microfin Limited	-	1,57,677.11	-	1,57,677.11
Investment in Muthoot Pappachan Chits Private Limited	-	5.23	-	5.23
Investment in Avenues India Private Limited	-	400.26	-	400.26
Investment in Fair Asset Technologies (P) Limited	-	702.76	-	702.76
Investment in Algiz Consultancy Services Private Limited	-	-	-	-
Investment in Equity Shares (DP account with Motilal Oswal)	872.57	-	-	872.57
Investment in PMS - Motilal Oswal	379.33	-	-	379.33

**Fair value technique****Investment at fair value through profit and loss**

For investment at fair value through profit and loss, valuation are done using quoted prices from active markets or on published Net Asset Values of the investment at the measurement date.

**Fair value of financial instruments not measured at fair value**

Set out below is a comparison, by class, of the carrying amounts and fair values of the Company's financial instruments that are not carried at fair value in the financial statements. This table does not include the fair values of non-financial assets and non-financial liabilities.

Particulars	Level	Carrying Value		Fair Value	
		As at 31st March 2021	As at 31st March 2020	As at 31st March 2021	As at 31st March 2020
<b>Financial assets</b>					
Cash and cash equivalents	1	40,917.19	30,017.28	40,917.19	30,017.28
Bank Balance other than above	1	16,326.10	984.69	16,326.10	984.69
Trade receivables	3	1,819.94	2,918.88	1,819.94	2,918.88
Loans	3	18,45,298.14	13,91,802.06	18,43,266.84	13,90,149.28
Investments - at amortised cost	3	4,495.35	4,425.35	4,495.35	4,425.35
Other Financial assets	3	12,480.75	8,725.95	12,480.75	8,725.95
<b>Financial assets</b>		<b>19,21,337.48</b>	<b>14,38,874.20</b>	<b>19,19,306.17</b>	<b>14,37,221.42</b>
<b>Financial Liabilities</b>					
Trade Payable	3	1,770.85	36,880.16	1,770.85	36,880.16
Debt securities	3	4,36,586.45	86,113.32	3,80,714.97	71,647.89
Borrowings (other than debt securities)	3	10,98,836.85	9,68,313.27	10,45,633.77	8,90,554.73
Lease Liability	3	47,841.90	46,447.77	47,841.90	46,447.77
Subordinated liabilities	3	2,49,512.07	2,60,167.47	1,88,427.90	1,90,538.10
Other financial liabilities	3	50,591.66	40,940.85	50,591.66	40,940.85
<b>Financial Liabilities</b>		<b>18,85,139.78</b>	<b>14,38,862.83</b>	<b>17,14,981.05</b>	<b>12,77,009.48</b>

**Valuation techniques****Equity instruments**

The equity instruments which are actively traded on public stock exchanges with readily available active prices on a regular basis are classified as Level 1. Units held in mutual funds are measured based on their published net asset value (NAV), taking into account redemption and/or other restrictions are generally Level 1. Equity instruments in non-listed entities are initially recognised at transaction price and re-measured as per fair valuation report and valued on a case-by-case has been classified as Level 2.

**Short-term financial assets and liabilities**

For financial assets and financial liabilities that have a short-term maturity (less than twelve months), the carrying amounts, which are net of impairment, are a reasonable approximation of their fair value. Such instruments include: cash and balances, Trade receivables, balances other than cash and cash equivalents and trade payables without a specific maturity. Such amounts have been classified as Level 3 on the basis that no adjustments have been made to the balances in the balance sheet.

**Loans and advances to customers**

The fair values of loans and receivables are estimated by discounted cash flow models that incorporate assumptions for credit risks, probability of default and loss given default estimates. Since comparable data is not available, hence Credit risk is derived using, historical experience, management view and other information used in its collective impairment models.

Fair values of portfolios are calculated using a portfolio-based approach, grouping loans as far as possible into homogenous groups based on similar characteristics ie, type of loan. The Company then calculates and extrapolates the fair value to the entire portfolio using Effective interest rate model that incorporate interest rate estimates considering all significant characteristics of the loans. The credit risk is applied as a top-side adjustment based on the collective impairment model incorporating probability of defaults and loss given defaults.

**Financial liability at amortised cost**

The fair values of financial liability held-to-maturity are estimated using a effective interest rate model based on contractual cash flows using actual yields.

**42 Segment Reporting**

In accordance with Para 4 of IND AS 108, Operating Segments, segment information has been presented in the consolidated financial statements of Muthoot FinCorp Limited and therefore, no separate disclosure has been given in standalone financial statement.

## MUTHOOT FINCORP LIMITED

### Standalone Notes to financial statements for the year ended 31st March 2021

(Rupees in lakhs, except for share data and unless otherwise stated)

#### 43. Risk Management

The Company's principal financial liabilities comprise borrowings and trade and other payables. The main purpose of these financial liabilities is to finance and support the company's operations. The Company's principal financial assets include loans, investments, cash and cash equivalents and other receivables that derive directly from its operations.

As a financial lending institution, Company is exposed to various risks that are related to lending business and operating environment. The principal objective in Company's risk management processes is to measure and monitor the various risks that Company is subject to and to follow policies and procedures to address such risks.

The Company's Risk Management Committee of the Board of Directors constituted in accordance with the RBI rules has overall responsibility for overseeing the implementation of the Risk Management Policy. The committee meets quarterly to review the Risk Management practices and working of the Risk Management Department. The committee is chaired by an Independent Director. Risk Management department periodically places its report to the committee for review. The committee's suggestions for improving the Risk Management Practices are implemented by the Risk Management department.

The Company has implemented comprehensive policies and procedures to assess, monitor and manage risk throughout the Group. The risk management process is continuously reviewed, improved and adapted in the changing risk scenario and the agility of the risk management process is monitored and reviewed for its appropriateness in the changing risk landscape. The process of continuous evaluation of risks includes taking stock of the risk landscape on an event-driven basis. The Company has an elaborate process for risk management. Major risks identified by the businesses and functions are systematically addressed through mitigating actions on a continuing basis.

The major type of risk Company faces in business are credit risk, liquidity risk, market risk and operational risk.

#### I) Credit Risk

Credit Risk arises from the risk of loss that may occur from the default of Company's customers under loan agreements. Customer defaults and inadequate collateral may lead to higher NPAs.

The Company addresses credit risk through following major processes:

- Standardize the process of identifying new risks and designing appropriate controls for these risks
- Minimize losses due to defaults or untimely payments by borrowers
- Maintain an appropriate credit administration and loan review system
- Establish metrics for portfolio appraisal and monitoring
- Design appropriate credit risk mitigation techniques

#### A) Impairment Assessment

The Company is primarily engaged in the business of providing gold and SME loans. The tenure of the loans ranges from 3 months to 60 months.

The Company's impairment assessment and measurement approach is set out in this note. It should be read in conjunction with the Summary of significant accounting policies.

#### Definition of default and cure

The Company considers a financial instrument defaulted and therefore Stage 3 (credit-impaired) for ECL calculations in all cases when the borrower becomes 90 days past due on its contractual payments.

As a part of a qualitative assessment of whether a customer is in default, the Company also considers a variety of instances that may indicate unlikeliness to pay. When such events occur, the Company carefully considers whether the event should result in treating the customer as defaulted and therefore assessed as Stage 3 for ECL calculations or whether Stage 2 is appropriate.

It is the Company's policy to consider a financial instrument as 'cured' and therefore re-classified out of Stage 3 when none of the default criteria have been present for at least three consecutive months. The decision whether to classify an asset as Stage 2 or Stage 1 once cured depends on the updated credit grade, at the time of the cure, and whether this indicates there has been a significant increase in credit risk compared to initial recognition.

Company's internal credit rating grades and staging criteria for loans are as follows:

Rating	Loans Days past due (DPD)	Stages
High grade	Not yet due	Stage I
Standard grade	1-30 DPD	Stage I
Sub-standard grade	30-60 DPD	Stage II
Past due but not impaired	60-89 DPD	Stage II
Individually impaired	90 DPD or More	Stage III

### Exposure at Default (EAD)

The outstanding balance as at the reporting date is considered as EAD by the company.

### Probability of default (PD)

The Probability of Default is an estimate of the likelihood of default over a given time horizon. To calculate the ECL for a Stage 1 loan, the Company assesses the possible default events within 12 months for the calculation of the 12mECL. For Stage 2 and Stage 3 financial assets, the exposure at default is considered for events over the lifetime of the instruments. The Company uses historical information where available to determine PD. Considering the different products, schemes, ticket size, loan to value and geographies, the Company has bifurcated its loan portfolio into various pools. PD is calculated using Incremental NPA approach considering fresh slippage using historical information.

### Loss Given Default (LGD)

The Loss Given Default is an estimate of the loss arising in the case where a default occurs at a given time. It is based on the difference between the contractual cash flows due and those that the Company expects to receive. LGD Rates for Gold Loans have been computed internally based on the discounted recoveries in NPA accounts that are closed/ written off/ repossessed and upgraded during the year. For other loans, LGD rates have been arrived at guided by the Foundational Internal Ratings Based approach (FIRB) norms.

When estimating ECLs on a collective basis for a group of similar assets, the Company applies the same principles for assessing whether there has been a significant increase in credit risk since initial recognition.

### Significant Increase in credit risk

The internal rating model evaluates the loans on an ongoing basis. The rating model also assesses if there has been a significant increase in credit risk since the previously assigned risk grade. One key factor that indicates significant increase in credit risk is when contractual payments are more than 30 days past due.

## II) Liquidity risk

### Asset Liability Management (ALM)

Liquidity risk refers to the risk that the Company may not meet its financial obligations. Liquidity risk arises due to the unavailability of adequate funds at an appropriate cost or tenure. The objective of liquidity risk management, is to maintain sufficient liquidity and ensure that funds are available for use as per requirements. The Company consistently generates sufficient cash flows from operating and financial activities to meet its financial obligations as and when they fall due. Our resource mobilisation team sources funds from multiple sources, including from banks, financial institutions, capital & retail markets to maintain a healthy mix of sources. The resource mobilisation team is responsible for diversifying fund raising sources, managing interest rate risks and maintaining a strong relationship with banks, financial institutions, mutual funds, insurance companies, other domestic and foreign financial institutions and rating agencies to ensure the liquidity risk is well addressed.

The table below shows the maturity pattern of the assets and liabilities:

### Maturity pattern of assets and liabilities as on 31st March 2021:

Particulars	Up to 1 month	1 to 2 months	2 to 3 months	3 to 6 months	6 months to 1 year	1 to 3 years	3 to 5 years	Over 5 years	Total
Cash and cash equivalents	39,593.31	37.68	1,286.20	-	-	-	-	-	40,917.19
Bank Balance other than (a) above	13,713.50	-	-	258.58	2,354.02	-	-	-	16,326.10
Receivables	1,819.94	-	-	-	-	-	-	-	1,819.94
Loans	5,40,998.80	2,04,642.57	2,41,958.80	6,82,489.84	1,46,159.59	8,460.61	1,648.78	18,939.15	18,45,298.14
Investments	2,657.96	-	-	-	300.00	1,106.90	1,000.00	1,56,738.73	1,61,803.59
Other Financial assets	2,046.66	68.50	96.86	768.63	8,008.48	6,869.13	294.78	1,106.53	19,259.56
<b>Total</b>	<b>6,00,830.17</b>	<b>2,04,748.75</b>	<b>2,43,341.86</b>	<b>6,83,517.05</b>	<b>1,56,822.09</b>	<b>16,436.64</b>	<b>2,943.56</b>	<b>1,76,784.41</b>	<b>20,85,424.53</b>
Payables	1,770.85	-	-	-	-	-	-	-	1,770.85
Debt Securities	-	-	12,397.44	-	1,81,083.38	2,04,064.95	39,040.69	-	4,36,586.45
Borrowings (other than Debt Securities)	9,826.30	11,871.09	2,09,788.28	1,46,537.11	5,44,008.66	1,70,229.80	6,575.60	-	10,98,836.85
Subordinated Liabilities	3,242.44	4,515.61	5,101.30	15,839.18	28,203.06	92,426.39	41,860.83	58,323.27	2,49,512.07
Other Financial liabilities	5,713.87	1,294.82	2,344.19	5,178.17	8,292.34	18,428.00	5,804.81	3,535.46	50,591.66
<b>Total</b>	<b>20,553.45</b>	<b>17,681.52</b>	<b>2,29,631.21</b>	<b>1,67,554.46</b>	<b>7,61,587.43</b>	<b>4,85,149.14</b>	<b>93,281.94</b>	<b>61,858.72</b>	<b>18,37,297.88</b>

**Maturity pattern of assets and liabilities as on 31st March 2020:**

Particulars	Up to 1 month	1 to 2 months	2 to 3 months	3 to 6 months	6 months to 1 year	1 to 3 years	3 to 5 years	Over 5 years	Total
Cash and cash equivalents	28,224.96	623.21	1,169.11	-	-	-	-	-	30,017.28
Bank Balance other than (a) above	-	-	-	169.85	814.84	-	-	-	984.69
Receivables	2,918.88	-	-	-	-	-	-	-	2,918.88
Loans	39,444.38	-	1,45,674.97	4,47,900.74	7,21,787.23	26,438.94	200.00	10,355.80	13,91,802.06
Investments	2,239.80	-	-	-	-	421.80	1,930.00	1,73,579.38	1,78,170.99
Other Financial assets	1,932.68	114.64	186.21	646.49	1,060.09	10,196.73	486.64	823.99	15,447.46
<b>Total</b>	<b>74,760.70</b>	<b>737.84</b>	<b>1,47,030.29</b>	<b>4,48,717.08</b>	<b>7,23,662.16</b>	<b>37,057.48</b>	<b>2,616.64</b>	<b>1,84,759.18</b>	<b>16,19,341.36</b>
Payables	36,880.16	-	-	-	-	-	-	-	36,880.16
Debt Securities	-	-	-	-	22,165.53	46,565.06	17,382.73	-	86,113.32
Borrowings (other than Debt Securities)	138.85	21,444.40	15,137.43	1,75,330.51	4,60,783.26	2,51,233.85	44,244.98	-	9,68,313.27
Subordinated Liabilities	992.82	3,454.59	4,786.61	6,583.47	17,342.73	1,01,396.08	73,829.14	51,782.03	2,60,167.47
Other Financial liabilities	6,226.59	1,696.61	2,456.21	3,570.55	8,015.90	10,073.97	5,052.64	3,848.39	40,940.86
<b>Total</b>	<b>44,238.41</b>	<b>26,595.60</b>	<b>22,380.25</b>	<b>1,85,484.53</b>	<b>5,08,307.42</b>	<b>4,09,268.96</b>	<b>1,40,509.50</b>	<b>55,630.42</b>	<b>13,92,415.07</b>

**III) Market risk**

Market Risk is the risk that the fair value or the future cash flows of a financial instrument will fluctuate because of changes in market factor. Such changes in the values of financial instruments may result from changes in the interest rates and other market changes. The Company is exposed to two types of market risk as follows:

**Interest rate risk**

Interest rate risk is the risk that the future cash flows of a financial instrument will fluctuate because of changes in market interest rates. The Company is subject to interest rate risk, principally because we lend to clients at fixed interest rates and for periods that may differ from our funding sources, while our borrowings are at both fixed and variable interest rates for different periods. We assess and manage our interest rate risk by managing our assets and liabilities. Our Asset Liability Management Committee evaluates asset liability management, and ensures that all significant mismatches, if any, are being managed appropriately.

The following table demonstrates the sensitivity to a reasonably possible change in the interest rates on the portion of borrowings affected. With all other variables held constant, the profit before taxes affected through the impact on floating rate borrowings is as follows:

Particulars	March 31, 2021	March 31, 2020
<b>On Borrowings</b>		
1% increase	(15,497.65)	(12,190.51)
1% decrease	15,497.65	12,190.51

**Price risk**

Equity price risk is the risk that the fair value of equities decreases as the result of changes in level of equity indices and individual stocks. The trading and non-trading equity price risk exposure arises from equity securities classified at FVOCI". A 10% increase/(decrease) in the equity price (traded and non-traded) would have the impact as follows:

Particulars	Increase/(Decrease) in percentage	Sensitivity of profit or loss	Sensitivity of Other Comprehensive Income
As at 31st March 2021	10/(10)	10.69 / (10.69)	15,840.72 / (15,840.72)
As at 31st March 2020	10/(10)	12.18 / (12.18)	17,483.03 / (17,483.03)

**Prepayment risk**

Prepayment risk is the risk that the Company will incur a financial loss because its customers and counterparties repay or request repayment earlier or later than expected.

**Operational and business risk**

Operational risk is the risk of loss arising from systems failure, human error, fraud or external events. When controls fail to operate effectively, operational risks can cause damage to reputation, have legal or regulatory implications, or lead to financial loss. The Company cannot expect to eliminate all operational risks, but it endeavours to manage these risks through a control framework and by monitoring and responding to potential risks. Controls include effective segregation of duties, access, authorisation and reconciliation procedures, staff education and assessment processes, such as the use of internal audit.

## MUTHOOT FINCORP LIMITED

Standalone Notes to financial statements for the year ended 31st March 2021

(Rupees in lakhs, except for share data and unless otherwise stated)

### 44 Impact of Covid-19

The outbreak of COVID-19 pandemic continues to have a significant impact and volatility in the global and domestic economies resulting in decrease in economic activities. Increase in infection rate and lockdowns / movement restrictions announced by the Central Government and various State Governments in India and the outbreak of the second wave of the pandemic may further slowdown the economic activity. However, this has not resulted in a significant impact on the financial position of the Company as at the reporting date.

Pursuant to the relevant Reserve Bank of India circulars allowing lending institutions to offer moratorium to borrowers on payment of instalments falling due between March 1, 2020 and August 31, 2020, the Company had granted moratorium to its borrowers based on its Board approved policy. For such accounts, where the moratorium was granted, the asset / stage-wise classification remained stand still during the moratorium period. Pursuant to the judgement of the Honourable Supreme Court dated March 23, 2021, vacating the interim order not to declare accounts as NPA and the RBI circular thereon, the Company has carried out the asset classification of borrowers as at March 31, 2021 as per the ECL model and the extant RBI instructions / IRAC norms. Further, in accordance with the relevant circulars on Micro, Small and Medium Enterprises (MSME) sector – Restructuring of Advances, the Company has restructured a total of 1,600 MSME accounts, amounting to INR 2,703.11 during the year ended March 31, 2021. The Company continues to assess the impact of the COVID-19 pandemic on its liquidity and ability to repay its obligations as and when they fall due and the management believes that the Company will be able to pay its obligations as and when these become due in the foreseeable future. The Company would continue to focus on maintaining adequate capital and ensuring liquidity at all points in time.

### 45 Disclosure pursuant to RBI Notification - RBI/2019-20/170 DOR (NBFC).CC.PD.No.109/22.10.106/2019-20 Dated 13 March 2020 - A comparison between provisions required under Income recognition, asset classification and provisioning (IRACP) and impairment allowances as per Ind AS 109 'Financial instruments'

As at March 31, 2021

Asset classification as per RBI Norms	Asset classification as per Ind AS 109	Gross carrying amount as per Ind AS	Loss allowance (Provisions) as required under Ind AS 109	Net carrying amount	Provision required as per IRACP norms*	Difference between Ind AS 109 provision and IRACP norms
(1)	(2)	(3)	(4)	(5) = (3) - (4)	(6)	(7) = (4) - (6)
<b>(a) Performing Assets</b>						
Standard	Stage 1	16,37,207.99	5,921.03	16,31,286.96	6,678.91	(757.87)
	Stage 2	1,95,771.56	697.92	1,95,073.63	783.13	(85.20)
<b>Subtotal - Performing Assets</b>		<b>18,32,979.54</b>	<b>6,618.96</b>	<b>18,26,360.59</b>	<b>7,462.03</b>	<b>(843.08)</b>

<b>(b) Non-Performing Assets (NPA)</b>						
(i) Substandard	Stage 3	16,190.94	2,144.68	14,046.26	1,619.09	525.59
(ii) Doubtful up to:						
1 year	Stage 3	3,737.03	3,442.10	294.93	747.41	2,694.69
1 to 3 year	Stage 3	9,275.94	5,680.94	3,595.00	2,782.78	2,898.16
More than 3 years	Stage 3	2,992.29	1,990.92	1,001.36	1,499.25	491.67
Subtotal (ii)		<b>16,005.26</b>	<b>11,113.96</b>	<b>4,891.30</b>	<b>5,029.44</b>	<b>6,084.52</b>
(iii) Loss	Stage 3	3,762.25	3,762.25	-	3,649.37	112.88
<b>Subtotal - NPA</b>		<b>35,958.45</b>	<b>17,020.89</b>	<b>18,937.56</b>	<b>10,297.90</b>	<b>6,722.99</b>
<b>Total</b>	<b>Stage 1</b>	16,37,207.99	5,921.03	16,31,286.96	6,678.91	(757.87)
	<b>Stage 2</b>	1,95,771.56	697.92	1,95,073.63	783.13	(85.20)
	<b>Stage 3</b>	35,958.45	17,020.89	18,937.56	10,297.90	6,722.99
	<b>Total</b>	<b>18,68,937.99</b>	<b>23,639.85</b>	<b>18,45,298.14</b>	<b>17,759.94</b>	<b>5,879.91</b>

\*Computed on the value as per the IRACP norms.

As at March 31, 2020

Asset classification as per RBI Norms	Asset classification as per Ind AS 109	Gross carrying amount as per Ind AS	Loss allowance (Provisions) as required under Ind AS 109	Net carrying amount	Provision required as per IRACP norms*	Difference between Ind AS 109 provision and IRACP norms
(1)	(2)	(3)	(4)	(5) = (3) - (4)	(6)	(7) = (4) - (6)
<b>(a) Performing Assets</b>						
Standard	Stage 1	13,67,521.71	4,385.50	13,63,136.21	5,271.40	(885.90)
	Stage 2	20,230.72	134.16	20,096.56	80.92	53.24
<b>Subtotal - Performing Assets</b>		<b>13,87,752.43</b>	<b>4,519.66</b>	<b>13,83,232.77</b>	<b>5,352.32</b>	<b>(832.66)</b>
<b>(b) Non-Performing Assets (NPA)</b>						
(i) Substandard	Stage 3	7,915.27	3,901.84	4,013.42	916.89	2,984.95
(ii) Doubtful up to:						
1 year	Stage 3	6,512.49	4,117.26	2,395.23	1,302.50	2,814.77
1 to 3 year	Stage 3	6,075.82	3,951.33	2,124.49	1,822.75	2,128.58
More than 3 years	Stage 3	3,259.56	3,223.42	36.15	1,629.78	1,593.63
Subtotal (ii)		<b>15,847.88</b>	<b>11,292.01</b>	<b>4,555.87</b>	<b>4,755.03</b>	<b>6,536.98</b>
(iii) Loss	Stage 3	2,497.33	2,497.33	-	2,497.33	-
<b>Subtotal - NPA</b>		<b>26,260.47</b>	<b>17,691.18</b>	<b>8,569.29</b>	<b>8,169.25</b>	<b>9,521.93</b>
<b>Total</b>	<b>Stage 1</b>	13,67,521.71	4,385.50	13,63,136.21	5,271.40	(885.90)
	<b>Stage 2</b>	20,230.72	134.16	20,096.56	80.92	53.24
	<b>Stage 3</b>	26,260.47	17,691.18	8,569.29	8,169.25	9,521.93
	<b>Total</b>	<b>14,14,012.90</b>	<b>22,210.84</b>	<b>13,91,802.06</b>	<b>13,521.57</b>	<b>8,689.28</b>

\*Computed on the value as per the IRACP norms.



**Disclosures as per RBI notification no. DOR.No.BP.BC.63/21.04.048/2019-20 dated 17th April 2020 - COVID19 Regulatory Package - Asset Classification and Provisioning:**

The details of loans, where moratorium benefit was extended are as under:

<b>Particulars</b>	<b>2020-21</b>	<b>2019-20</b>
(i) Amount due in respect of overdue contracts where moratorium benefit was extended	17,701.00	2,50,141.00
(ii) Amount due on contracts where asset classification benefits was extended	515.00	48,362.88
(iii) Provision as per IRACP norms against (ii) cumulatively above up to June 2020	4,884.06	2,418.14
(iv) Provisions adjusted during the respective accounting periods against slippages and the residual provisions	(4,884.06)	-

**46 Additional Disclosures as Required by the Reserve Bank of India**

**(i) Frauds**

During the year there have been certain instances of fraud on the Company by officers and employees where gold loan related misappropriations / cash embezzlements / burglaries have occurred for amounts aggregating an amount of INR 687.65 (March 31, 2020 - INR 263.50) of which the Company has recovered INR 314.37 (March 31, 2020 - INR 12.36). The Company has taken insurance cover for such losses and has filed insurance claims in this regard. Further, the Company is in the process of recovering these amounts from the employees and taking legal actions, where applicable. The value of frauds and burglaries (net of recovery), has been fully provided for.

(ii) The Company extends loans to its customers against security of gold not exceeding 75% of the value of gold. Value of gold for this purpose is taken from the rates published by the Association of Gold Loan Companies (AGLOC). AGLOC publishes the value of gold based on the immediately preceding 30 days average price of 22 Carrot Gold published by Bombay Bullion Association. The Company holds 59.40 tonnes of Gold as at March 31, 2021 (March 31, 2020 - 50.59 tonnes). The loan amount provided against security of gold works out to 68.83% of the value of gold as on 31st March 2021 (As at 31st March 2020 - 60.61%).

(iii) The Company's Percentage of Gold Loan to Total Assets is 80.83% as at 31st March 2021 (As at 31st March 2020 - 73.90%).

(iv) In accordance with the relevant circulars issued by the Reserve Bank of India with respect to Micro, Small and Medium Enterprises (MSME) sector – Restructuring of Advances, the Company has restructured certain eligible MSME accounts.

<b>No. of accounts restructured</b>	<b>Amount</b>
1600	2,703.11

## MUTHOOT FINCORP LIMITED

Standalone Notes to financial statements for the year ended 31st March 2021

(Rupees in lakhs, except for share data and unless otherwise stated)

### 47 Disclosures under the Listing Agreement for Debt Securities

#### (i) Debenture Trustees:

##### Trustees for Public Issue

SBICAP Trustee Company Limited  
Mistry Bhavan, 4th Floor, 122  
Dinshaw Vachha Road,  
Churchgate, Mumbai - 400020  
Tel : 022-4302 5555  
Fax : 022-22040465  
Email : corporate@sbicaptrustee.com

##### Trustees for Perpetual Debt Instrument

Vistra ITCL (India) Limited (formerly IL&FS Trust Company Limited)  
The IL&FS Financial Centre,  
Plot C- 22, G Block,  
Bandra Kurla Complex,  
Bandra(E), Mumbai 400051  
Tel +91 22 2659 3535  
Fax +91 22 26533297  
Email: mumbai@vistra.com

##### Trustees for Listed Private Placement & Public Issue

Catalyst Trusteeship Limited  
GDA House, Plot No 85, Bhusari Colony (Right), Paud Road,  
Pune – 411 038, Maharashtra  
Office: +91 20 2528 0081  
Fax: +91 20 2528 0275  
Email: dt@ctltrustee.com

#### (ii) Security:

1. Privately Placed Secured Debentures are secured by subservient charge on all current assets of the Company, both present and future.
2. Covered Bond issued by the Company in the nature of secured, redeemable, listed non-convertible debentures on a private placement basis is secured by way of first ranking pari passu charge by way of mortgage over, certain immovable property of the Company and is covered by receivables against a pool of gold loans originated by the Company amounting to a minimum cover of 1.15 / 1.20 times the value of the aggregate principal amount outstanding on the Debentures including accrued Coupon thereon, Default Interest accrued thereon. (as more specifically disclosed in Note 17),
3. Debentures issued by way of public issue are secured by exclusive mortgage and first charge over certain immovable property of the Company and subservient charge with existing secured creditors, on certain loan receivables (both present and future) of the Company, to be held on pari passu basis among the present and / or future NCD holder (as more specifically disclosed in Note 17).
4. Listed Debentures privately placed under Targeted Long-Term Repo Operations (TLTRO) / Partial Credit Guarantee Scheme (PCGS) are secured by first pari passu charge over certain immovable property of the Company and first pari-passu charge on the present and future current assets of the Company along with other lenders and NCD investors with a minimum asset coverage ratio of 1.10 / 1.25 times of the value of the outstanding principal amounts of the Debentures. (as more specifically disclosed in Note 17).

**(iii) Utilisation of Funds raised by way of Public Issue of Debt Securities:**

The Company has utilised the Net Proceeds raised by way of allotment of Public Issue of Debt Securities and other Listed Debt Securities, in accordance with the Objects of such issue of debt securities. As at March 31, 2021, no portion of such allotted proceeds remain unutilized.

**(iv)Others:**

<b>Particulars</b>	<b>At 31st March 2021</b>	<b>At 31st March 2020</b>
Loans & advances in the nature of loans to subsidiaries	Nil	1,365.00
Loans & advances in the nature of loans to associates	Nil	Nil
Loans & advances in the nature of loans where there is-		
(i) no repayment schedule or repayment beyond seven years	Nil	Nil
(ii) no interest or interest below section 186 of the Companies Act	Nil	Nil
Loans & advances in the nature of loans to other firms/companies in which directors are interested	293.71	239.64

48 There are no amounts due and outstanding to be credited to the Investor Education and Protection Fund established under Section 125 of the Companies Act, 2013.

**49 Sustainability Initiatives to support the Environment**

The Company has 19 Wind Turbine Generators installed in Tamil Nadu having a combined power generation capacity of 23.225 Megawatt. During the year ended March 31, 2021, the said windmills generated 343.94 lakhs units of electrical energy (352 lakh units during the year ended March 31, 2020).

**MUTHOOT FINCORP LIMITED**

Standalone Notes to financial statements for the year ended 31st March 2021

(Rupees in lakhs, except for share data and unless otherwise stated)

**50. Details disclosed under the Non-Banking Financial Company – Systemically Important Non-Deposit taking Company and Deposit taking Company (Reserve Bank) Directions, 2016**

Sr. no.	Particulars	Amount outstanding	Amount overdue
1	<b>LIABILITY SIDE</b>		
	<b>Loans and advances availed by the NBFCs inclusive of interest accrued thereon but not paid</b>		
	a. Debentures		
	Secured	4,46,422.11	208.55
	Unsecured	-	-
	b. Deferred credits	-	-
	c. Term loans	3,83,788.36	-
	d. Inter-corporate loans and borrowings	-	-
	e. Commercial paper	-	-
	f. Public Deposits	-	-
	g. Other loans:		
	Working capital loans from banks	7,15,293.05	-
	Finance Lease Obligation	-	-
	Pass Through Certificate	-	-
Loan against Deposits	-	-	
Loan from directors	-	-	
Perpetual Debt Instruments	26,131.54	-	
Subordinated Debts	2,57,853.26	2,745.08	

Sr. no.	Particulars	Amount outstanding
2	<b>ASSET SIDE</b>	
	<b>Break-up of Loans and advances including bills receivables (Other than those included in (4) below)</b>	
	a. Secured	18,42,333.77
	b. Un-Secured	2,964.38
3	<b>Break-up of Leased Assets and stock on hire and other assets counting towards AFC activities</b>	
	(i) Lease assets including lease rentals under sundry debtors:	
	(a) Financial Lease	-
	(b) Operating Lease	-
	(ii) Stock on hire including hire charges under sundry debtors	
	(a) Assets on hire	-
	(b) Repossessed Assets	-
	(iii) Other loans counting towards AFC activities	
	(a) Loans where assets have been repossessed	-
	(b) Loans other than (a) above	-

Sr. no.	Particulars	Amount outstanding
4	<b>Break-up of Investments</b>	
	<b>Current Investments</b>	
	1. Quoted:	
	i. Shares	
	(a) Equity	1,038.94
	(b) Preference	-
	ii. Debentures and Bonds	-
	iii. Units of Mutual Funds	-
	iv. Government Securities	-
	v. Others	631.11
	2. Un-Quoted:	
	i. Shares	
	(a) Equity	-
	(b) Preference	-
	ii. Debentures and Bonds	1,287.91
	iii. Units of Mutual Funds	-
	iv. Government Securities	-
	v. Others	-
	<b>Long Term Investments</b>	
	1. Quoted:	
	i. Shares	
	(a) Equity	-
	(b) Preference	-
	ii. Debentures and Bonds	-
	iii. Units of Mutual Funds	-
	iv. Government Securities	-
	v. Others	-
2. Un-Quoted:		
i. Shares		
(a) Equity	1,55,557.66	
(b) Preference	1,181.07	
ii. Debentures and Bonds	1,000.00	
iii. Units of Mutual Funds	-	
iv. Government Securities	-	
v. Others	1,106.90	

5 **Borrower group wise classification of assets financed as in (2) & (3) above**

Category	Amount net of provisions		
	Secured	Unsecured	Total
1.Related Parties			
a. Subsidiaries	-	-	-
b. Companies in the same group	-	-	-
c. Other related parties	19,961.55	293.71	20,255.25
2.Other than related Parties	18,22,372.22	2,670.67	18,25,042.89
<b>Total</b>	<b>18,42,333.77</b>	<b>2,964.38</b>	<b>18,45,298.14</b>

**6 Investor group-wise classification of all investments (Current and Long term) in shares and securities (both quoted and unquoted);**

Category	Market value/Breakup or Fair value or NAV	Book Value (Net of Provisions)
1.Related Parties		
a. Subsidiaries	1,55,542.14	1,55,542.14
b. Companies in the same group	15.52	15.52
c. Other related parties	-	-
2.Other than related Parties	7,453.37	6,245.93
<b>Total</b>	<b>1,63,011.03</b>	<b>1,61,803.59</b>

**7 Other Information**

Particulars	Amount
(i) Gross Non-Performing Assets	
(a) Related Parties	-
(b) Other than related parties	35,958.45
(ii) Net Non-Performing Assets	
(a) Related Parties	-
(b) Other than related parties	18,937.66
(iii) Assets Acquired in satisfaction of debt	-

**Additional Disclosure requirements as per Master Direction DNBR. PD. 008/03.10.119/2016-17, September 01, 2016**

**1 Capital Adequacy Ratio**

Particulars	As at 31st March 2021	As at 31st March 2020
CRAR (%)	16.85%	19.56%
CRAR – Tier I Capital (%)	12.09%	13.04%
CRAR – Tier II Capital (%)	4.76%	6.52%
Amount of subordinated debt raised as Tier-II capital (eligible amount, restricted to 50% of Tier-I capital)	88,843.99	1,00,937.72
Amount raised by issue of Perpetual Debt Instruments	26,400.00	26,400.00

The percentage of PDI to the Tier I Capital of the Company as at 31st March 2021 is 10.77% (31st March 2020 - 13.08%).

**2 Investments**

Particulars	As at 31st March 2021	As at 31st March 2020
<b>Value of Investments</b>		
(i) Gross Value of Investments		
(a) In India	1,63,011.03	1,79,378.43
(b) Outside India	-	-
(ii) Provisions for Depreciation		
(a) In India	(1,207.44)	(1,207.44)
(b) Outside India	-	-
(iii) Net Value of Investments		
(a) In India	1,61,803.59	1,78,170.99
(b) Outside India	-	-

Particulars	As at 31st March 2021	As at 31st March 2020
<b>Movement of provisions held towards depreciation of investments</b>		
(i) Opening Balance	(1,207.44)	-
(ii) Add: Provisions made during the year	-	(1,207.44)
(iii) Less: Write off/write back of excess provisions during the year	-	-
(iv) Closing balance	(1,207.44)	(1,207.44)

### 3 Derivatives

The Company did not have any Derivative transaction during the year.

### 4 Securitisation

#### Details of Securitisation undertaken by the Company

Particulars	As at 31st March 2021	As at 31st March 2020
(i) Number of accounts	35,166	1,21,631
(ii) Aggregate value (net of provisions) of accounts sold	9,996.74	37,247.41
(iii) Aggregate consideration	9,996.74	37,247.41
(iv) Additional consideration realized in respect of accounts transferred in earlier years	-	-
(v) Aggregate gain / loss over net book value	-	-

#### Details of Direct Assignment of Cash Flow transactions undertaken by the Company

Particulars	As at 31st March 2021	As at 31st March 2020
(i) Number of accounts	5,13,386	15,69,967
(ii) Aggregate value (net of provisions) of accounts sold	2,13,992.78	5,43,646.71
(iii) Aggregate consideration	2,13,992.78	5,43,646.71
(iv) Additional consideration realized in respect of accounts transferred in earlier years	-	-
(v) Aggregate gain / loss over net book value	14,552.26	19,394.52

### 5 Asset Liability Management Maturity pattern of certain items of Assets & Liabilities

Description	Up to 1 month	>1 to 2 month	>2 to 3 months	>3 to 6 months	6months to 1 yr	>1 to 3 yrs	>3 to 5 yrs	>5 yrs	Total
Advances	5,40,998.80	2,04,642.57	2,41,958.80	6,82,489.84	1,46,159.59	8,460.61	1,648.78	18,939.15	18,45,298.14
Investments	2,657.96	-	-	-	300.00	1,106.90	1,000.00	1,56,738.73	1,61,803.59
Borrowings	13,068.73	16,386.70	2,27,287.02	1,62,376.29	7,53,295.10	4,66,721.14	87,477.12	58,323.27	17,84,935.37
Foreign Currency assets	-	-	-	-	-	-	-	-	-
Foreign Currency liabilities	-	-	-	-	-	-	-	-	-

6 Exposures

**Exposure to Real Estate Sector**

Category	As at 31st March 2021	As at 31st March 2020
<b>a. Direct Exposure</b>		
<b>i. Residential Mortgages</b>		
Lending fully secured by mortgages on residential property that is or will be occupied by the borrower or that is rented.	6,837.25	9,827.37
<b>ii. Commercial Real Estates</b>		
Lending secured by mortgages on commercial real estate (office buildings, retail space, multipurpose commercial premises, multi-family residential buildings, multi-tenanted commercial premises, industrial or warehouse space, hotels, land acquisition, development and construction etc.) Exposure would also include non- fund based (NFB) limits.	-	-
<b>iii. Investments in Mortgage Backed Securities (MBS) and other securitized exposures</b>		
a. Residential	-	-
b. Commercial Real Estate	-	-
<b>b. Indirect exposure</b>		
(i) Fund based and non-fund based exposures on National Housing Bank (NHB) and Housing Finance Companies (HFCs)	16,986.37	14,068.53
(ii) Others	59,236.71	59,236.71
<b>Total Exposure to Real Estate Sector</b>	<b>83,060.33</b>	<b>83,132.62</b>

**Exposure to Capital Market**

Category	As at 31st March 2021	As at 31st March 2020
(i) direct investment in equity shares, convertible bonds, convertible debentures and units of equity-oriented mutual funds the corpus of which is not exclusively invested in corporate debt;	1,038.94	872.57
(ii) advances against shares / bonds / debentures or other securities or on clean basis to individuals for investment in shares (including IPOs / ESOPs), convertible bonds, convertible debentures, and units of equity-oriented mutual funds;	-	-
(iii) advances for any other purposes where shares or convertible bonds or convertible debentures or units of equity oriented mutual funds are taken as primary security ;	-	-



Category	As at 31st March 2021	As at 31st March 2020
(iv) advances for any other purposes to the extent secured by the collateral security of shares or convertible bonds or convertible debentures or units of equity oriented mutual funds i.e. where the primary security other than shares / convertible bonds / convertible debentures / units of equity oriented mutual funds 'does not fully cover the advances;	-	-
(v) secured and unsecured advances to stockbrokers and guarantees issued on behalf of stockbrokers and market makers;	-	-
(vi) loans sanctioned to corporates against the security of shares / bonds / debentures or other securities or on clean basis for meeting promoter's contribution to the equity of new companies in anticipation of raising resources;	-	-
(vii) bridge loans to companies against expected equity flows / issues;	-	-
(viii) all exposures to Venture Capital Funds (both registered and unregistered)	-	-
<b>Total Exposure to Capital Market</b>	<b>1,038.94</b>	<b>872.57</b>

## 7 Miscellaneous

### Registration obtained from other financial sector regulators

The company has not obtained registrations from any other financial sector regulators during the year.

### Disclosure of Penalties imposed by RBI and other regulators

No penalty was imposed on the Company during the year.

### Policy on dealing with Related Party Transactions

The Related Party transactions are entered into complying with the relevant provisions of the Companies Act, 2013.

### Ratings assigned by credit rating agencies and migration of ratings during the year

The Company's Long Term Credit Rating by CRISIL was upgraded to CRISIL A+/Stable from CRISIL A/Stable in FY2020-21 as compared to FY2019-20. The Long Term Credit Rating by Brickwork stood at BWR A+(outlook stable) for FY2020-21. The latest debt-wise Rating of the Company are as below:

Type	Rating (2020-21)	Rating (2019-20)	Date of Rating
Short Term Rating	CRISIL A1+	CRISIL A1	March 16, 2021
	BWR A1+	BWR A1+	March 09, 2021
Long Term Rating	CRISIL A+/Stable	CRISIL A/Stable	March 18, 2021
Long Term Rating	BWR A+ (outlook stable)	BWR A+ (outlook stable)	January 07,2021
Perpetual Debt Instruments	CRISIL A-/Stable	CRISIL BBB+/ Stable	March 16, 2021
	BWR A/Stable	BWR A/Stable	January 07,2021
Subordinate Debt	Withdrawn on redemption	CRISIL A/Stable	March 17, 2021
Non-Convertible Debentures (NCD)	CRISIL A+/Stable	CRISIL A/Stable	March 16, 2021
	BWR A+/Stable	BWR A+/Stable	January 07,2021
Covered Bond	CRISIL AA+ (CE)/ Stable	CRISIL AA+ (CE)/ Stable	March 19 ,2021

**Remuneration of Directors – Non-Executive Director**

The Company has paid INR 132.00 to Mr. Thomas George Muthoot, Non-Executive Director of the Company during the year. Remuneration (other than Sitting Fee) has not been paid to any of the other Non-Executive Directors.

**8 Provisions and Contingencies**

Particulars	As at 31st March 2021	As at 31st March 2020
<b>Break-up of Provision and contingencies in statement of profit and loss</b>		
Provision towards NPA	(670.40)	103.46
Provisions for depreciation on Investment	-	1,207.44
Provision made towards current tax	13,504.00	9,463.18
Provision for Gratuity & Leave Encashment	670.61	798.17
Provision for Standard Assets	2,099.40	1,738.04

**9 Additional Disclosures****Concentration of Advances**

Particulars	As at 31st March 2021	As at 31st March 2020
Total Advances of twenty largest borrowers	34,421.55	35,923.04
Percentage of Advances of twenty largest borrowers to Total Advances of the NBFC	1.84%	2.70%

**Concentration of Exposures**

Particulars	As at 31st March 2021	As at 31st March 2020
Total Exposure of twenty largest borrowers / customers	34,487.80	36,405.14
Percentage of Exposure of twenty largest borrowers / customers to Total Exposure of the NBFC on borrowers / customers	1.85%	2.57%

**Concentration of NPA's**

Particulars	As at 31st March 2021	As at 31st March 2020
Total Exposure to top four NPA accounts	9,365.31	9,350.68

**Sector-wise NPA's**

Particulars	As at 31st March 2021	As at 31st March 2020
1. Agriculture & allied activities	9,526.78	8,319.90
2. MSME	10,163.16	3,782.00
3. Corporate borrowers	14,428.83	12,334.49
4. Services	-	-
5. Unsecured personal loans	1,839.67	1,824.08
6. Auto loans	-	-
7. Other personal loans	-	-

**Movement of NPA's**

Particulars	As at 31st March 2021	As at 31st March 2020
(i) Net NPAs to Net Advances (%)	1.01%	0.62%
(ii) Movement of NPAs (Gross)		
Opening balance	26,260.47	31,719.35
Additions during the year	1,29,838.69	1,16,988.65
Reductions during the year	1,20,140.72	1,22,447.53
Closing balance	35,958.45	26,260.47

Particulars	As at 31st March 2021	As at 31st March 2020
(iii) Movement of Net NPAs		
Opening balance	8,569.29	14,131.63
Additions during the year	68,380.08	39,276.04
Reductions during the year	58,011.71	44,838.38
Closing balance	18,937.66	8,569.29
(iv) Movement of provisions for NPAs (excluding provisions on standard assets)		
Opening balance	17,691.18	17,587.72
Additions during the year	61,458.62	77,712.61
Write-off / write-back of excess provisions	62,129.01	77,609.15
Closing balance	17,020.78	17,691.18

**Off-Balance Sheet SPV's sponsored**

Name of the SPV Sponsored	
Domestic	Overseas
Nil	Nil

**Disclosure of Customer Complaints**

Particulars	Number
Number of complaints pending at the beginning of the year	14
Number of complaints received during the year	5145
Number of complaints redressed during the year	5102
Number of complaints pending at the end of the year	57

**Independent Auditor’s Review Report on unaudited standalone financial results of the Company pursuant to Regulation 52 of the SEBI (Listing Obligations and Disclosure Requirements) Regulations, 2015, as amended**

To  
The Board of Directors,  
Muthoot Fincorp Limited,  
Muthoot Centre, Punnen Road,  
Thiruvananthapuram – 695001

1. We have reviewed the accompanying statement of unaudited standalone financial results of **M/s. Muthoot Fincorp Limited, TC No 27/3022, Muthoot Centre, Punnen Road, Thiruvananthapuram – 695001** (“the Company”) for the quarter and half year ended September 30, 2023 (“Statement”), being submitted by the Company pursuant to the requirements of Regulation 52 of the SEBI (Listing Obligations and Disclosure Requirements) Regulations, 2015, as amended, read with relevant circulars issued by SEBI.
2. This Statement, which is the responsibility of the Company’s Management and approved by the Board of Directors, has been prepared in accordance with the recognition and measurement principles laid down in the Indian Accounting Standard 34 “Interim Financial Reporting” (IND AS 34), prescribed under Section 133 of the Companies Act, 2013, as amended, read with relevant rules issued thereunder and other accounting principles generally accepted in India and in compliance with the Listing Regulations read with relevant circulars issued by the SEBI. Our responsibility is to issue a report on the Statement based on our review.
3. We conducted our Review in accordance with the Standard on Review Engagements (SRE) 2410, “Review of Interim Financial Information Performed by the Independent Auditor of the Entity”, issued by the Institute of Chartered Accountants of India. This Standard requires that we plan and perform the review to obtain moderate assurance as to whether the Statement is free of material misstatement. A review is limited primarily to inquiries of company personnel and analytical procedures applied to financial data and thus provide less assurance than an audit. We have not performed an audit and accordingly, we do not express an audit opinion.
4. Based on our review conducted as above, nothing has come to our attention that causes us to believe that the accompanying Statement of standalone, unaudited financial results prepared in accordance with the aforesaid Indian Accounting Standards and other accounting principles generally accepted in India, has not disclosed the information required to be disclosed in terms of Regulation 52 of the SEBI (Listing Obligations and Disclosure Requirements) Regulations, 2015, as amended, including the manner in which it is to be disclosed, or that it contains any material misstatement or that it has not been prepared

**Rangamani & Co**  
**Chartered Accountants,**  
**Rose gardens,**  
**Near Iron Bridge,**  
**Alappuzha,**  
**Kerala: 688011**

**Krishnan Retna & Associates**  
**Chartered Accountants,**  
**TC 37/1510-133,**  
**Nandini Garden, Fort PO,**  
**Thiruvananthapuram,**  
**Kerala: 695023**

---

in accordance with the relevant prudential norms issued by the Reserve Bank of India in respect of income recognition, asset classification, provisioning and other related matters.

**For Rangamani & Co.,**  
**Chartered Accountants,**  
**ICAI FRN:003052S**

**KRISHNAN**  
**RANGAMANI**

Digitally signed by KRISHNAN RANGAMANI  
DN: cn=KRISHNAN RANGAMANI, o=Rangamani & Co., ou=, email=krishnan.rangamani@rediffmail.com, c=IN  
Date: 2023.11.10 16:42:11 +05'30'

**R. Krishnan**  
**( Partner )**  
**M.No.025927**

**UDIN: 23025927BGZFZR3364**

**Place: Alleppey**  
**Date: 10.11.2023**

**For Krishnan Retna & Associates**  
**Chartered Accountants,**  
**ICAI FRN: 001536S**

**RETNA**  
**KUMARAN**  
**NAIR A**

Digitally signed by  
RETNA KUMARAN  
NAIR A  
Date: 2023.11.10  
16:34:32 +05'30'

**Retna Kumaran Nair A**  
**( Partner )**  
**M.No.024791**

**UDIN: 23024791BGRXQI8271**

**Place: Thiruvananthapuram**  
**Date: 10.11.2023**

---

**Rangamani & Co: PH: 0477-2251474**  
**EMAIL: [ranganis@rediffmail.com](mailto:ranganis@rediffmail.com)**

**Krishnan Retna & Associates: PH: 0471-2476356**  
**EMAIL: [trivandrum@krishnanretna.com](mailto:trivandrum@krishnanretna.com)**

**Muthoot Fincorp Limited**  
Registered Office: Muthoot Centre, Punnem Road, Trivandrum  
CIN - U65929KL1997PLC011518

Statement of Unaudited Standalone Financial Results for the quarter and half year ended September 30, 2023

(Rs. in Lakhs)

Particulars	Quarter Ended			Half Year Ended		Year Ended
	September 30, 2023	June 30, 2023	September 30, 2022	September 30, 2023	September 30, 2022	March 31, 2023
	(Unaudited)	(Unaudited)	(Unaudited)	(Unaudited)	(Unaudited)	(Audited)
<b>Revenue from operations</b>						
(i) Interest income	87,397.49	82,466.00	81,183.82	1,69,863.48	1,58,936.70	3,32,167.53
(ii) Dividend income	9.09	5.22	8.44	14.31	12.01	21.29
(iii) Rental income	146.42	150.20	133.51	296.62	273.18	606.67
(iv) Fees and commission income	3,439.44	3,438.84	2,616.52	6,878.28	5,019.35	11,652.99
(v) Others	900.54	576.30	763.59	1,476.84	1,431.21	2,554.06
<b>(I) Total Revenue from operations</b>	<b>91,892.98</b>	<b>86,636.56</b>	<b>84,705.68</b>	<b>1,78,529.54</b>	<b>1,65,672.43</b>	<b>3,46,982.53</b>
(II) Other Income	143.77	216.78	127.11	360.55	338.63	2,143.83
<b>(III) Total Income (I + II)</b>	<b>92,036.75</b>	<b>86,853.34</b>	<b>84,832.79</b>	<b>1,78,890.09</b>	<b>1,66,011.06</b>	<b>3,49,126.36</b>
<b>Expenses</b>						
(i) Finance costs	41,698.06	40,065.47	37,985.27	81,763.53	75,272.76	1,57,132.55
(ii) Impairment of financial instruments	4,251.00	1,704.68	2,666.26	5,953.68	3,042.06	6,717.02
(iii) Net Loss on fair value changes	280.42	(116.75)	(286.23)	163.67	(331.08)	289.93
(iv) Employee benefit expense	17,984.50	18,373.73	16,582.93	36,358.23	31,728.31	59,944.74
(v) Depreciation, amortization and impairment	4,569.43	4,779.00	4,756.04	9,348.43	9,097.56	18,498.40
(vi) Other expenses	11,015.99	6,875.68	8,598.88	17,889.67	19,739.11	44,300.56
<b>(IV) Total Expenses (IV)</b>	<b>79,799.41</b>	<b>71,679.81</b>	<b>70,303.18</b>	<b>1,51,479.22</b>	<b>1,38,548.72</b>	<b>2,86,883.20</b>
<b>(V) Profit/(loss) before exceptional items and tax (III - IV)</b>	<b>12,237.34</b>	<b>15,173.53</b>	<b>14,529.64</b>	<b>27,410.87</b>	<b>27,462.34</b>	<b>62,243.16</b>
(VI) Exceptional items	-	-	-	-	-	-
<b>(VII) Profit/(loss) before tax (V - VI)</b>	<b>12,237.34</b>	<b>15,173.53</b>	<b>14,529.64</b>	<b>27,410.87</b>	<b>27,462.34</b>	<b>62,243.16</b>
(VIII) Tax Expense:						
(1) Current tax	2,507.36	4,876.29	4,359.25	7,383.63	8,057.45	17,609.54
(2) Deferred tax	640.29	(701.14)	(643.66)	(60.84)	(815.82)	(1,347.46)
<b>(IX) Profit/(loss) for the period from continuing operations (VII - VIII)</b>	<b>9,089.69</b>	<b>10,998.37</b>	<b>10,834.05</b>	<b>20,088.06</b>	<b>20,240.72</b>	<b>45,981.08</b>
(X) Profit/(loss) from discontinued operations	-	-	-	-	-	-
(XI) Tax expense of discontinued operations	-	-	-	-	-	-
<b>(XII) Profit/(loss) from discontinued operations (After tax) (X - XI)</b>	<b>-</b>	<b>-</b>	<b>-</b>	<b>-</b>	<b>-</b>	<b>-</b>
<b>(XIII) Profit/(loss) for the period (IX + XII)</b>	<b>9,089.69</b>	<b>10,998.37</b>	<b>10,834.05</b>	<b>20,088.06</b>	<b>20,240.72</b>	<b>45,981.08</b>
<b>(XIV) Other Comprehensive Income</b>						
A (i) Items that will not be classified to profit or loss:						
Net Gain/(loss) on equity instruments measured through Other Comprehensive Income	13,571.27	13,559.72	17,532.99	26,930.99	23,146.39	(417.64)
Remeasurement of the defined benefit liabilities	97.54	(162.72)	(49.32)	(65.18)	98.26	73.42
(ii) Income tax relating to items that will not be reclassified to profit or loss	(3,086.52)	(3,067.87)	(4,400.29)	(6,154.39)	(5,783.48)	73.19
<b>Subtotal (A)</b>	<b>10,382.29</b>	<b>10,329.14</b>	<b>13,083.38</b>	<b>20,711.42</b>	<b>17,761.17</b>	<b>(271.03)</b>
B (i) Items that will be classified to profit or loss	-	-	-	-	-	-
(ii) Income tax relating to items that will be reclassified to profit or loss	-	-	-	-	-	-
<b>Subtotal (B)</b>	<b>-</b>	<b>-</b>	<b>-</b>	<b>-</b>	<b>-</b>	<b>-</b>
<b>Other Comprehensive Income (A + B)</b>	<b>10,382.29</b>	<b>10,329.14</b>	<b>13,083.38</b>	<b>20,711.42</b>	<b>17,761.17</b>	<b>(271.03)</b>
<b>Total Comprehensive Income for the period (XIII + XIV)</b>	<b>19,471.98</b>	<b>21,327.51</b>	<b>23,917.42</b>	<b>40,799.48</b>	<b>38,001.89</b>	<b>45,710.06</b>
(XV) <b>(Comprising Profit (Loss) and Other Comprehensive Income for the period)</b>	<b>19,471.98</b>	<b>21,327.51</b>	<b>23,917.42</b>	<b>40,799.48</b>	<b>38,001.89</b>	<b>45,710.06</b>
(XVI) <b>Earnings per equity share (not annualised)</b>						
Basic (Rs.)	4.69	5.68	5.59	10.37	10.45	23.74
Diluted (Rs.)	4.52	5.47	5.38	9.98	10.06	22.85

See accompanying notes to financial results

On behalf of the Board of Directors -

Thuvananthapuram, 10 November 2023



*Thomas John Muthoot*  
Thomas John Muthoot  
Managing Director  
DIN: 00011618

**Muthoot Fincorp Limited**  
Registered Office: Muthoot Centre, TC No 27/3022, Punnen Road, Thiruvananthapuram, Kerala-695001  
CIN - U65929KL1997PLC011518

Standalone Statement of Assets and Liabilities as at September 30, 2023

(Rs. in lakhs)

Particulars	As at September 30,	As at March 31,
	2023	2023
	Unaudited	Audited
<b>ASSETS</b>		
<b>Financial assets</b>		
Cash and cash equivalents	1,28,051.29	2,52,361.58
Bank Balance other than above	10,877.72	17,001.25
Receivables		
Trade Receivables	3,372.35	3,133.15
Loans	19,68,100.05	17,25,053.20
Investments	2,16,153.44	1,86,671.51
Other Financial assets	10,558.00	14,485.70
<b>Non-financial Assets</b>		
Current Tax Assets (net)	-	-
Investment Property	26,119.90	26,119.76
Property, Plant and Equipment	39,256.32	39,301.60
Intangible assets under development	947.61	676.00
Other Intangible assets	1,045.00	844.48
Right-of-use assets	81,087.73	79,935.99
Other non financial assets	4,737.13	24,315.90
<b>Total assets</b>	<b>24,90,306.53</b>	<b>23,69,900.12</b>
<b>LIABILITIES AND EQUITY</b>		
<b>Financial Liabilities</b>		
Payables		
(i) Trade Payables		
(i) total outstanding dues of micro enterprises and small enterprises	-	-
(ii) total outstanding dues of creditors other than micro enterprises and small enterprises	-	-
Other Payables		
(i) total outstanding dues of micro enterprises and small enterprises	469.56	813.40
(ii) total outstanding dues of creditors other than micro enterprises and small enterprises	1,130.65	3,201.57
Debt Securities	2,80,357.83	3,04,642.97
Borrowings (other than debt securities)	13,68,180.20	12,49,815.81
Lease Liability	91,399.52	88,965.01
Subordinated Liabilities	2,32,342.41	2,27,858.69
Other Financial liabilities	72,486.49	74,610.16
<b>Non-financial Liabilities</b>		
Current tax liabilities (net)	1,105.50	2,305.00
Provisions	3,728.62	3,439.83
Deferred tax liabilities (net)	28,341.15	22,247.61
Other non-financial liabilities	1,543.13	2,696.64
<b>Equity</b>		
Equity share capital	19,370.56	19,370.56
Other equity	3,89,850.91	3,69,932.89
<b>Total Liabilities and Equity</b>	<b>24,90,306.53</b>	<b>23,69,900.12</b>

See accompanying notes to financial results

For and on behalf of the Board of Directors

  
Thomas John Muthoot  
Managing Director  
DIN: 00011618

Thiruvananthapuram, November 10, 2023



**Muthoot Fincorp Limited**  
Registered Office: Muthoot Centre, TC No 27/ 3022, Punnen Road, Thiruvananthapuram, Kerala - 695001  
CIN - U65929KL1997PLC011513  
Statement of Standalone Cash Flows as at September 30, 2023

(Rs. in lakhs)

Particulars	As at September 30, 2023	As at March 31, 2023
	Unaudited	Audited
<b>A Cash flow from Operating activities</b>		
Net Profit before taxation	27,410.87	62,243.16
<i>Adjustments to reconcile profit before tax to net cash flows:</i>		
Add: Depreciation, amortisation and impairment	9,348.43	18,498.40
Add: Impairment on financial instruments	(3,525.02)	5,661.71
Add: Write off	9,480.70	3,400.80
Add: Finance cost	81,763.53	1,57,132.55
Add: Provision for Gratuity	(11.85)	107.65
Add: Provision for Compensated absence	(8.88)	90.66
Add: Net (gain) / loss on fair value changes	163.67	289.93
Add: Share based payments & stock appreciation rights	388.53	586.09
Less: Profit on Sale of Assets	(121.26)	(1,503.92)
Less: Income on investments	(264.69)	(729.25)
Less: Dividend income	(14.31)	(21.29)
<b>OPERATING PROFIT BEFORE WORKING CAPITAL CHANGES</b>	<b>1,24,609.71</b>	<b>2,45,683.05</b>
<i>Adjustments for:</i>		
(Increase)/Decrease in Trade receivables	(239.19)	(502.66)
(Increase)/Decrease in Bank balances other than cash and cash equivalents	6,123.53	(5,912.11)
(Increase)/Decrease in Loans	(2,49,002.54)	(30,249.34)
(Increase)/Decrease in Other financial asset	3,724.98	(1,710.91)
(Increase)/Decrease in Other non-financial asset	19,578.76	4,458.62
Increase/(Decrease) in Other financial liabilities	(1,231.27)	3,610.31
Increase/(Decrease) in Other non-financial liabilities	(1,153.51)	1,061.75
Increase/(Decrease) in Trade payables	(2,414.76)	(767.34)
<b>Cash generated / (utilised) from / (for) operations</b>	<b>(1,00,004.28)</b>	<b>2,15,744.80</b>
Finance cost paid	(79,381.77)	(1,55,648.80)
Income tax paid	(8,583.15)	(12,306.71)
<b>Net cash flows from operating activities</b>	<b>(1,87,969.20)</b>	<b>47,789.28</b>
<b>B Cash flow from Investing activities</b>		
Purchase of property, plant and equipment, intangible assets & inventory	(2,924.77)	(6,618.04)
Proceeds from sale of fixed assets	4.00	237.29
Proceeds from sale of investment-property	-	4,920.00
Proceeds against sale of investment funds	200.05	494.18
Investment in equity shares	(140.65)	(170.20)
Purchase of equity shares of muthoot microfin limited	-	(23,225.00)
Investment in muthoot housing finance company limited	(2,300.00)	-
Dividend income	14.31	21.29
Income on investments	264.69	729.25
<b>Net cash flows from investing activities</b>	<b>(5,082.38)</b>	<b>(23,611.22)</b>
<b>C Cash flow from Financing activities</b>		
Increase / (decrease) in debt securities	(24,247.11)	(75,398.88)
Increase / (decrease) in borrowings (other than debt securities)	1,18,361.06	97,275.85
Increase / (decrease) in subordinated liabilities	4,853.91	(9,595.30)
Payment of lease liabilities	(9,545.12)	(18,722.79)
Dividend paid	(20,881.46)	(1,355.94)
<b>Net cash flows from financing activities</b>	<b>68,741.28</b>	<b>(7,797.06)</b>
<b>D Net increase/(decrease) in cash and cash equivalents (A+B+C)</b>	<b>(1,24,310.29)</b>	<b>16,381.00</b>
Cash and cash equivalents at April 01, 2023 / April 01, 2022	2,52,361.58	2,35,980.58
<b>Cash and cash equivalents at September 30, 2023 / March 31, 2023</b>	<b>1,28,051.29</b>	<b>2,52,361.58</b>

See accompanying notes to financial results

On behalf of the Board of Directors



*Thomas John Muthoot*  
Thomas John Muthoot  
Managing Director  
DIN: 00011618

Thiruvananthapuram, 10 November 2023



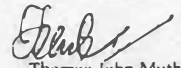
**Muthoot Fincorp Limited**  
**Registered Office: Muthoot Centre, Punnen Road, Trivandrum**  
**CIN - U65929KL1997PLC011518**

**NOTES TO UNAUDITED FINANCIAL RESULTS FOR THE QUARTER & HALF YEAR ENDED SEPTEMBER 30, 2023**

- 1 The above unaudited standalone financial results of Muthoot Fincorp Limited ("Company") were reviewed by the audit committee and recommended for approval and approved by the Board of Directors at their meetings held on November 10, 2023
- 2 The above results of the Company have been prepared in accordance with Indian Accounting Standards ("Ind AS") notified under Section 133 of the Companies Act, 2013 and other recognized accounting practices generally accepted in India and in accordance with the requirements of Regulation 52 of the Securities and Exchange Board of India ("SEBI") (Listing Obligations and Disclosure Requirements) Regulations, 2015, as amended. The joint statutory auditors of the Company, M/s. Krishnan Retna & Associates and M/s. Rangamani & Co, have carried out a limited review of the aforesaid results for the quarter and half year ended September 30, 2023 and have issued an unmodified conclusion thereon.
- 3 The Company had declared an interim dividend of Rs. 10.78 per equity share for the year ended March 31, 2023 on July 25, 2023
- 4 The Company has neither transferred nor acquired any loans not in default / stressed loans, to / from other entities during the quarter and half year ended September 30, 2023.
- 5 The Company has maintained requisite full asset cover by way of mortgage of immovable property, pari passu / subservient charge respectively on current assets, book debts and loans and advances of the Company, on its Secured, Listed Non-Convertible Debentures as at September 30, 2023.
- 6 The Company is primarily engaged in the business of financing and all its operations are in India. Accordingly, there are no separate reportable segments as per Ind AS 108 "Operating Segments".
- 7 The figures for the quarter ended September 30, 2023 and September 30, 2022 are the balancing figures between the unaudited figures in respect of the half year ended September 30, 2023 and September 30, 2022 and the unaudited figures of the quarter ended June 30, 2023 and June 30, 2022 respectively.
- 8 Previous period figures have been regrouped / reclassified wherever necessary to make them comparable with those of the current period.



On behalf of the Board of Directors

  
Thomas John Muthoot  
Managing Director  
DIN: 00011618

Thiruvananthapuram, 10 November 2023

**Independent Auditor’s Review Report on unaudited standalone financial results of the Company pursuant to Regulation 52 of the SEBI (Listing Obligations and Disclosure Requirements) Regulations, 2015, as amended**

To  
The Board of Directors,  
Muthoot Fincorp Limited,  
Muthoot Centre, Punnen Road,  
Thiruvananthapuram – 695001

1. We have reviewed the accompanying statement of unaudited standalone financial results of **M/s. Muthoot Fincorp Limited, TC No 27/3022, Muthoot Centre, Punnen Road, Thiruvananthapuram – 695001** (“the Company”) for the quarter and nine months ended December 31, 2023 (“Statement”), being submitted by the Company pursuant to the requirements of Regulation 52 of the SEBI (Listing Obligations and Disclosure Requirements) Regulations, 2015, as amended, read with relevant circulars issued by SEBI.
2. This Statement, which is the responsibility of the Company’s Management and approved by the Board of Directors, has been prepared in accordance with the recognition and measurement principles laid down in the Indian Accounting Standard 34 “Interim Financial Reporting” (IND AS 34), prescribed under Section 133 of the Companies Act, 2013, as amended, read with relevant rules issued thereunder and other accounting principles generally accepted in India and in compliance with the Listing Regulations read with relevant circulars issued by the SEBI. Our responsibility is to issue a report on the Statement based on our review.
3. We conducted our Review in accordance with the Standard on Review Engagements (SRE) 2410, “Review of Interim Financial Information Performed by the Independent Auditor of the Entity”, issued by the Institute of Chartered Accountants of India. This Standard requires that we plan and perform the review to obtain moderate assurance as to whether the Statement is free of material misstatement. A review is limited primarily to inquiries of company personnel and analytical procedures applied to financial data and thus provide less assurance than an audit. We have not performed an audit and accordingly, we do not express an audit opinion.
4. Based on our review conducted as above, nothing has come to our attention that causes us to believe that the accompanying Statement of standalone, unaudited financial results prepared in accordance with the aforesaid Indian Accounting Standards and other accounting principles generally accepted in India, has not disclosed the information required to be disclosed in terms of Regulation 52 of the SEBI (Listing Obligations and Disclosure Requirements) Regulations, 2015, as amended, including the manner in which it is to be disclosed, or that it contains any material misstatement or that it has not been prepared

**Rangamani & Co**  
**Chartered Accountants,**  
**Rose gardens,**  
**Near Iron Bridge,**  
**Alappuzha,**  
**Kerala: 688011**

**Krishnan Retna & Associates**  
**Chartered Accountants,**  
**TC 37/1510-133,**  
**Nandini Garden, Fort PO,**  
**Thiruvananthapuram,**  
**Kerala: 695023**

---

in accordance with the relevant prudential norms issued by the Reserve Bank of India in respect of income recognition, asset classification, provisioning and other related matters.

**For Rangamani & Co.,**  
**Chartered Accountants,**  
**ICAI FRN:003052S**

**For Krishnan Retna & Associates**  
**Chartered Accountants,**  
**ICAI FRN: 001536S**

**R. Krishnan**  
**( Partner )**  
**M.No.025927**

**Retna Kumaran Nair A**  
**( Partner )**  
**M.No.024791**

**UDIN: 24025927BKCRMF9494**

**UDIN: 24024791BKETCT6980**

**Place: Alleppey**  
**Date: 09.02.2024**

**Place: Thiruvananthapuram**  
**Date: 09.02.2024**

---

Rangamani & Co: PH: 0477-2251474  
EMAIL: [ranganis@rediffmail.com](mailto:ranganis@rediffmail.com)

Krishnan Retna & Associates: PH: 0471-2476356  
EMAIL: [trivandrum@krishnanretna.com](mailto:trivandrum@krishnanretna.com)

**Muthoot Fincorp Limited**  
Registered Office: Muthoot Centre, Punnen Road, Trivandrum  
CIN - U65929KL1997PLC011518

**Statement of Unaudited Standalone Financial Results for the quarter and nine months ended December 31, 2023**

(Rs. in lakhs)

Particulars	Quarter ended			Year to date ended		Year ended
	December 31, 2023	September 30, 2023	December 31, 2022	December 31, 2023	December 31, 2022	March 31, 2023
	(Unaudited)	(Unaudited)	(Unaudited)	(Unaudited)	(Unaudited)	(Audited)
<b>Revenue from operations</b>						
(i) Interest income	94,997.01	87,397.49	83,453.80	2,64,860.50	2,42,390.50	3,32,167.53
(ii) Dividend income	4.75	9.09	5.16	19.06	17.17	21.29
(iii) Rental income	145.70	146.42	133.38	442.32	406.57	606.67
(iv) Fees and commission income	4,555.19	3,439.44	2,538.38	11,433.47	7,557.70	11,632.99
(v) Net gain on derecognition of financial instruments under amortised cost category	2,436.72	-	-	2,436.72	-	-
(vi) Net Gain on fair value changes	-	-	36.53	-	367.61	-
(vii) Others	820.26	900.54	587.66	2,297.11	2,018.87	2,554.06
<b>(I) Total Revenue from operations</b>	<b>1,02,959.63</b>	<b>91,892.98</b>	<b>86,754.91</b>	<b>2,81,489.17</b>	<b>2,52,758.42</b>	<b>3,46,982.53</b>
(II) Other Income	-3.29	143.77	1,059.21	357.26	1,397.84	2,143.83
<b>(III) Total Income (I + II)</b>	<b>1,02,956.34</b>	<b>92,036.75</b>	<b>87,814.12</b>	<b>2,81,846.43</b>	<b>2,54,156.26</b>	<b>3,49,126.36</b>
<b>Expenses</b>						
(i) Finance costs	48,885.75	41,698.06	40,058.45	1,30,649.28	1,15,331.21	1,57,132.55
(ii) Impairment of financial instruments	1,549.21	4,251.00	1,798.65	7,504.89	4,840.71	6,717.02
(iii) Net Loss on fair value changes	-12.29	280.42	-	151.38	-	289.93
(iv) Employee benefit expenses	20,492.03	17,984.50	14,618.06	56,850.26	46,346.37	59,944.74
(v) Depreciation, amortization and impairment	4,787.44	4,569.43	3,874.32	14,135.87	12,971.89	18,498.40
(vi) Other expenses	10,502.51	11,015.99	11,838.44	28,392.18	31,577.54	44,300.56
<b>(IV) Total Expenses (IV)</b>	<b>86,204.65</b>	<b>79,799.41</b>	<b>72,187.92</b>	<b>2,37,683.86</b>	<b>2,11,067.72</b>	<b>2,86,883.20</b>
<b>(V) Profit/(loss) before exceptional items and tax (III - IV)</b>	<b>16,751.69</b>	<b>12,237.34</b>	<b>15,626.20</b>	<b>44,162.56</b>	<b>43,088.54</b>	<b>62,243.16</b>
<b>(VI) Exceptional items</b>	-	-	-	-	-	-
<b>(VII) Profit/(loss) before tax (V- VI)</b>	<b>16,751.69</b>	<b>12,237.34</b>	<b>15,626.20</b>	<b>44,162.56</b>	<b>43,088.54</b>	<b>62,243.16</b>
<b>(VIII) Tax Expense:</b>						
(1) Current tax	4,888.93	2,507.36	4,352.16	12,272.58	12,389.61	17,609.54
(2) Deferred tax	(351.33)	640.29	(275.95)	(412.17)	(1,091.77)	(1,347.46)
<b>(IX) Profit/(loss) for the period from continuing operations (VII-VIII)</b>	<b>12,214.09</b>	<b>9,089.69</b>	<b>11,549.98</b>	<b>32,302.15</b>	<b>31,790.70</b>	<b>45,981.08</b>
(X) Profit/(loss) from discontinued operations	-	-	-	-	-	-
(XI) Tax expense of discontinued operations	-	-	-	-	-	-
<b>(XII) Profit/(loss) from discontinued operations (After tax) (X -XI)</b>	-	-	-	-	-	-
<b>(XIII) Profit/(loss) for the period (IX+XII)</b>	<b>12,214.09</b>	<b>9,089.69</b>	<b>11,549.98</b>	<b>32,302.15</b>	<b>31,790.70</b>	<b>45,981.08</b>
<b>(XIV) Other Comprehensive Income</b>						
A (i) Items that will not be classified to profit or loss:						
Net Gain/(loss) on equity instruments measured through Other Comprehensive Income	19,373.92	13,371.27	(24,191.53)	46,304.91	(745.14)	(417.64)
Remeasurement of the defined benefit liabilities	(332.37)	97.54	47.49	(397.55)	145.75	73.42
(ii) Income tax relating to items that will not be reclassified to profit or loss	(4,355.66)	(3,086.52)	5,920.89	(10,510.04)	137.41	73.19
<b>Subtotal (A)</b>	<b>14,685.89</b>	<b>10,382.29</b>	<b>(18,223.15)</b>	<b>35,397.31</b>	<b>(461.98)</b>	<b>(271.03)</b>
B (i) Items that will be classified to profit or loss	-	-	-	-	-	-
(ii) Income tax relating to items that will be reclassified to profit or loss	-	-	-	-	-	-
<b>Subtotal (B)</b>	-	-	-	-	-	-
<b>Other Comprehensive Income (A + B)</b>	<b>14,685.89</b>	<b>10,382.29</b>	<b>(18,223.15)</b>	<b>35,397.31</b>	<b>(461.98)</b>	<b>(271.03)</b>
<b>(XV) Total Comprehensive Income for the period (XIII+XIV) (Comprising Profit (Loss) and Other Comprehensive Income for the period)</b>	<b>26,899.98</b>	<b>19,471.98</b>	<b>(6,673.17)</b>	<b>67,699.46</b>	<b>31,328.72</b>	<b>45,710.06</b>
<b>(XVI) Earnings per equity share (not annualised)</b>						
Basic (Rs.)	6.31	4.69	5.96	16.68	16.41	23.74
Diluted (Rs.)	6.07	4.52	5.74	16.05	15.80	22.85

See accompanying notes to financial results

On behalf of the Board of Directors

Thiruvananthapuram, February 9, 2024



*Thomas Joby Muthoot*  
Managing Director  
DIN: 00011618

**Muthoot Fincorp Limited**  
**Registered Office: Muthoot Centre, Punnen Road, Trivandrum**  
**CIN - U65929KL1997PLC011518**

**NOTES TO UNAUDITED FINANCIAL RESULTS FOR THE QUARTER & NINE MONTHS ENDED DECEMBER 31, 2023**

- 1 The above unaudited standalone financial results of Muthoot Fincorp Limited ("Company") were reviewed by the audit committee and recommended for approval and approved by the Board of Directors at their meetings held on February 9, 2024
- 2 The above results of the Company have been prepared in accordance with Indian Accounting Standards ("Ind AS") notified under Section 133 of the Companies Act, 2013 and other recognized accounting practices generally accepted in India and in accordance with the requirements of Regulation 52 of the Securities and Exchange Board of India ("SEBI") (Listing Obligations and Disclosure Requirements) Regulations, 2015, as amended. The joint statutory auditors of the Company, M/s. Krishnan Retna & Associates and M/s. Rangamani & Co, have carried out a limited review of the aforesaid results for the quarter and nine months ended December 31, 2023 and have issued an unmodified conclusion thereon.
- 3 The Company has neither transferred nor acquired any loans not in default / stressed loans, to / from other entities during the quarter and nine months ended December 31, 2023.
- 4 The Company has maintained requisite full asset cover by way of mortgage of immovable property, pari passu / subservient charge respectively on current assets, book debts and loans and advances of the Company, on its Secured, Listed Non-Convertible Debentures as at December 31, 2023.
- 5 The Company is primarily engaged in the business of financing and all its operations are in India. Accordingly, there are no separate reportable segments as per Ind AS 108 "Operating Segments".
- 6 The figures for the quarter ended December 31, 2023 and December 31, 2022 are the balancing figures between the unaudited figures in respect of the nine months ended December 31, 2023 and December 31, 2022 and the unaudited figures of the half year ended September 30, 2023 and September 30, 2022 respectively. The figures for the quarter ended September 30, 2023 is the balancing figure between the unaudited figures for the half year ended September 30, 2023 and the unaudited figures for the quarter ended June 30, 2023.
- 7 Previous period figures have been regrouped / reclassified wherever necessary to make them comparable with those of the current period.



Thiruvananthapuram, February 9, 2024

On behalf of the Board of Directors

A handwritten signature in blue ink, appearing to read "Thomas John Muthoot".

Thomas John Muthoot  
Managing Director  
DIN: 00011618